

pure quality

ultra mare ▶

AIR FILTERS CATALOG




ver. 2025/2026

ultra▶mare

TABLE OF CONTENTS


	intro	4
01	filtering nonwovens	6
02	ppi mats	35
03	fan coils	40
04	casette filters	42
05	cardboard filters	52
06	pocket filters	65
07	compact filters	108
08	high-temperature HT filters	112
09	metal grease filters	123
10	carbon filters	126
11	roller filters	136
12	EPA/HEPA filters	139
13	Andreae® filters	194
14	filtry ucube	199
15	humidifiers and dehumidifiers	204
16	mounting frames	208
17	paint shop filters	211

This catalog doesn't include all of our products, it's just an overview of those most often produced and distributed by us.



The air supplied by ventilation and air conditioning systems is as clean as the filters clean it, and therefore the quality of the filters, their reliability, and durability have an enormous impact on the assessment of the operation of the whole ventilation system.

Ultramare firm was established in 1996 on the initiative of the Swedish company Ultramare AB, the oldest manufacturer of air filters in Scandinavia. Since 2003, we have been a separate organizational entity operating under the name of Ultramare Sp. z o. o., producing and distributing air filters in Poland and the European Union.



By choosing our filters, you will be sure to receive a product made in accordance with EU standards, meeting EUROVENT standards, and verified by our customers in many countries around the world. In recent years we have increased our sales and the number of personnel several times, becoming a leading filter producer on the Polish market. We have modern, automatic production lines producing thousands of almost ready-to-go products, as well as dedicated, professional staff producing non-standard filters.

We are proud of our long-standing cooperation not only with ventilation and service companies but also with pharmaceutical concerns, property managers, leading food manufacturers, health services, universities, and world leaders in the field of electronic equipment. From the very beginning, we have been equally committed to cooperation with small and medium enterprises as with large corporations, which has resulted in the unique competence of our personnel, the flexibility of production, and customized distribution.

We are looking forward to collaborating with you.



01

FILTERING NONWOVENS SYNTHETIC

ZF 45	7
T 150	8
T 209 SW	9
MSB 130	10
MSB 160	11
ECO BLUE	12
RBW 200	13
T 350	14
T 500	15
NGB	16
LF 40	17
NF 300	18
NF 400P	19
NF 500PS	20
NF 600PS	21
ZKF	22
ZKG 200	23

filtering nonwovens

ZF 45



ISO 16890 Class:	ePM10 55%
*Final pressure drop derived from the filter test standard:	200 Pa
EN 779:2012 Class:	M5
*Final pressure drop derived from the filter test standard:	250 Pa
Basis weight:	150 g/
Thickness:	7 mm
Nominal air flow per unit area:	800 m ³ /h/
Flow velocity:	0,22 m/s
Initial pressure drop:	58 Pa
Dust holding capacity:	321,0 g/

Filtration material: 100% polyester, thermally bonded. High mechanical strength ensures dimensional stability throughout the service life.

Application: for pre-filtration; in cassettes, filter forms, as sleeves or fan coils. It can be used independently in the form of filter mats. It is used in public utility buildings and all branches of industry.

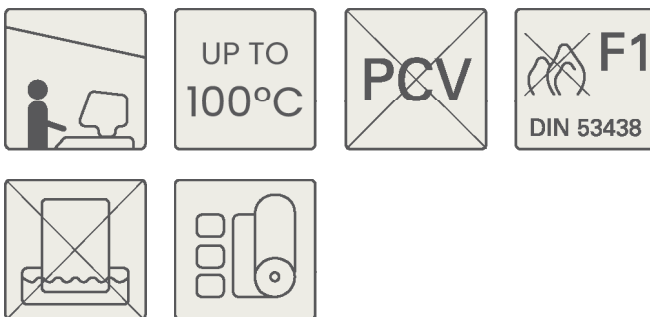
1. Synthetic nonwovens
- 100% polyester
2. High dust holding capacity
3. Low pressure drop
4. Long service life
5. Low operating costs
6. Resistance to humidity
7. Flame retardant (F1 acc. DIN 53438)

The values shown may vary slightly within tolerances.

Technical data based on Lab report No. 9401-550.

* The final operating pressure drop of the filters should be checked in the technical documentation or consulted with the manufacturer of the equipment being operated.

* All technical parameters provided in this specification are for informational purposes only. Actual values may differ by up to ±10% from the stated figures. The manufacturer assumes no responsibility for any consequences arising from the selection of filters in non-standard sizes based solely on the user's own calculations.



We reserve the right to make changes to the technical specifications at any time without prior notice, resulting from the continuous improvement of our products.

filtering nonwovens

T 150



ISO 16890 Class:	ISO Coarse 35%
*Final pressure drop derived from the filter test standard:	200 Pa
EN 779:2012 Class:	G2
*Final pressure drop derived from the filter test standard:	250 Pa
Thickness:	10 mm
Nominal width:	5400 m ³ /h/
Flow velocity:	1,5 m/s
Average filtration rate (A _m):	76,30%
Initial pressure drop:	21 Pa
Dust holding capacity:	387,0 g/

Filtration material: 100% polyester fibers, thermally bonded, efficient from the beginning to the end of the product usage. The high mechanical strength of the material ensures dimensional stability throughout the service life, even at high air flow rates. Provides resistance to chemical agents.

Application: for pre-filtration; in cassettes, filter forms, as sleeves or fan coils. It can be used independently in the form of filter mats. It is used in public utility buildings and all branches of industry.

The values shown may vary slightly within tolerances.


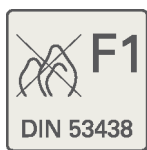
Technical data based on Lab report No. 9401-550.

* The final operating pressure drop of the filters should be checked in the technical documentation or consulted with the manufacturer of the equipment being operated.

* All technical parameters provided in this specification are for informational purposes only. Actual values may differ by up to ±10% from the stated figures. The manufacturer assumes no responsibility for any consequences arising from the selection of filters in non-standard sizes based solely on the user's own calculations.

8

1. Synthetic nonwovens
- 100% polyester
2. High dust holding capacity
3. Low pressure drop
4. Long service life
5. Low operating costs
6. Resistance to humidity
7. Flame retardant (F1 acc. DIN 53438)



We reserve the right to make changes to the technical specifications at any time without prior notice, resulting from the continuous improvement of our products.

filtering nonwovens

T 209 SW



ISO 16890 Class:	ISO Coarse 45%
*Final pressure drop derived from the filter test standard:	200 Pa
EN 779:2012 Class:	G3
*Final pressure drop derived from the filter test standard:	250 Pa
Basis weight:	140 g/
Thickness:	14 mm
Nominal width:	5400 m ³ /h/
Flow velocity:	1,5 m/s
Initial filtration efficiency:	74,0%
Average filtration rate (A _m):	87,50%
Initial pressure drop:	23 Pa

1. Synthetic nonwovens
- 100% polyester
2. High dust holding capacity
3. Low pressure drop
4. Long service life
5. Low operating costs
6. Resistance to humidity
7. Flame retardant (F1 acc. DIN 53438)

Filtration material: progressively built 100% polyester fibers, thermally bonded, dyed green on the air intake side, efficient from the beginning to the end of the product usage. The high mechanical strength of the material ensures dimensional stability throughout the service life, even at high air flow rates. Provides resistance to chemical agents.


Application: for pre-filtration; in cassettes, filter forms, as sleeves, fan coils and for the production of pocket filters. It can be used alone as a filter mat. It is used in public utility buildings and in all branches of industry.

The values shown may vary slightly within tolerances.

Technical data based on Lab report No. 9401-550.

* The final operating pressure drop of the filters should be checked in the technical documentation or consulted with the manufacturer of the equipment being operated.

* All technical parameters provided in this specification are for informational purposes only. Actual values may differ by up to ±10% from the stated figures. The manufacturer assumes no responsibility for any consequences arising from the selection of filters in non-standard sizes based solely on the user's own calculations.



We reserve the right to make changes to the technical specifications at any time without prior notice, resulting from the continuous improvement of our products.

filtering nonwovens

MSB 130



ISO 16890 Class:	ISO Coarse 40%
*Final pressure drop derived from the filter test standard:	200 Pa
EN 779:2012 Class:	G3
*Final pressure drop derived from the filter test standard:	250 Pa
Thickness:	5 mm
Nominal width:	5400 m ³ /h/
Flow velocity:	1,5 m/s
Initial filtration efficiency:	77,90%
Average filtration rate (A _m):	82,10%
Initial pressure drop:	26 Pa
Dust holding capacity:	237,42 g/

1. Synthetic nonwovens
- 100% polyester
2. High dust holding capacity
3. Low pressure drop
4. Long service life
5. Low operating costs
6. Resistance to humidity
7. Flame retardant (F1 acc. DIN 53438)

Filtration material: progressively built 100% polyester fibers, thermally and needle-bonded. Efficient from the beginning to the end of the product usage. The high mechanical strength and high rigidity of the material guarantee dimensional stability throughout the service life, even at high air flow rates. Provides resistance to chemical agents.

Application: for pre-filtration; in cassettes, filter forms, as sleeves or fan coils. It can be used independently in the form of filter mats.

It is used in public utility buildings and in all branches of industry.

The values shown may vary slightly within tolerances.

Technical data based on Lab report No. 9401-550.

* The final operating pressure drop of the filters should be checked in the technical documentation or consulted with the manufacturer of the equipment being operated.

* All technical parameters provided in this specification are for informational purposes only. Actual values may differ by up to ±10% from the stated figures. The manufacturer assumes no responsibility for any consequences arising from the selection of filters in non-standard sizes based solely on the user's own calculations.



We reserve the right to make changes to the technical specifications at any time without prior notice, resulting from the continuous improvement of our products.

filtering nonwovens

MSB 160



ISO 16890 Class:	ISO Coarse 40%
*Final pressure drop derived from the filter test standard:	200 Pa
EN 779:2012 Class:	G3
*Final pressure drop derived from the filter test standard:	250 Pa
Thickness:	6 mm
Nominal width:	5400 m ³ /h/
Flow velocity:	1,5 m/s
Initial filtration efficiency:	81,30%
Average filtration rate (A _m):	88,20%
Initial pressure drop:	30 Pa
Dust holding capacity:	284,7 g/

1. Synthetic nonwovens
- 100% polyester
2. High dust holding capacity
3. Low pressure drop
4. Long service life
5. Low operating costs
6. Resistance to humidity
7. Flame retardant (F1 acc. DIN 53438)

Filtration material: progressively built 100% polyester fibers, thermally and needle-bonded. Efficient from the beginning to the end of the product usage. The high mechanical strength and high rigidity of the material guarantee dimensional stability throughout the service life, even at high air flow rates. Provides resistance to chemical agents.

Application: for pre-filtration; in cassettes, filter forms, as sleeves or fan coils. It can be used independently in the form of filter mats.

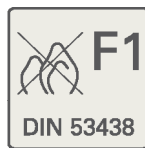
It is used in public utility buildings and in all branches of industry.

The values shown may vary slightly within tolerances.

Technical data based on Lab report No. 9401-550.

* The final operating pressure drop of the filters should be checked in the technical documentation or consulted with the manufacturer of the equipment being operated.


* All technical parameters provided in this specification are for informational purposes only. Actual values may differ by up to ±10% from the stated figures. The manufacturer assumes no responsibility for any consequences arising from the selection of filters in non-standard sizes based solely on the user's own calculations.



We reserve the right to make changes to the technical specifications at any time without prior notice, resulting from the continuous improvement of our products.

filtering nonwovens

ECO BLUE



ISO 16890 Class:	ISO Coarse 50%
*Final pressure drop derived from the filter test standard:	200 Pa
EN 779:2012 Class:	G3
*Final pressure drop derived from the filter test standard:	250 Pa
Basis weight:	200 g/
Thickness:	18 mm
Nominal width:	5400 m ³ /h/
Flow velocity:	1,5 m/s
Initial filtration efficiency:	79%
Average filtration rate (A _m):	88%
Initial pressure drop:	36 Pa
Dust holding capacity:	331,0 g/

1. Synthetic nonwovens
- 100% polyester
2. High dust holding capacity
3. Low pressure drop
4. Long service life
5. Low operating costs
6. Resistance to humidity
7. Flame retardant (F1 acc. DIN 53438)

Filtration material: progressively built 100% polyester fibers, thermally bonded, dyed blue on the air intake side, efficient from the beginning to the end of the product usage. The high mechanical strength and high rigidity of the material guarantee dimensional stability throughout the service life, even at high air flow rates.

Application: for pre-filtration or self-filtration, in filter forms, as sleeves, pocket, cone or cassette filters. It can be used independently in the form of filter mats.


It is used in public utility buildings and in all branches of industry.

The values shown may vary slightly within tolerances.

Technical data based on SP Technical Research Institute of Sweden report PX17609H.

* The final operating pressure drop of the filters should be checked in the technical documentation or consulted with the manufacturer of the equipment being operated.


* All technical parameters provided in this specification are for informational purposes only. Actual values may differ by up to ±10% from the stated figures. The manufacturer assumes no responsibility for any consequences arising from the selection of filters in non-standard sizes based solely on the user's own calculations.



We reserve the right to make changes to the technical specifications at any time without prior notice, resulting from the continuous improvement of our products.

filtering nonwovens

RBW 200



1. Synthetic nonwovens
- 100% polyester
2. High dust holding capacity
3. Low pressure drop
4. Long service life
5. Low operating costs
6. Resistance to humidity
7. Flame retardant (F1 acc. DIN 53438)



ISO 16890 Class:	ISO Coarse 55%
*Final pressure drop derived from the filter test standard:	200 Pa
EN 779:2012 Class:	G3/4
*Final pressure drop derived from the filter test standard:	250 Pa
Basis weight:	180 g/
Thickness:	10 mm
Nominal width:	7200 m ³ /h/
Flow velocity:	2,0 m/s
Average filtration rate (A _m):	85,90%
Initial pressure drop:	34 Pa
Dust holding capacity:	346,2 g/
Tear strength	lengthwise: 377 N/5 cm
	across: 370 N/5 cm
Tear elongation	lengthwise: 27%
	across: 31%

Filtration material: 100% polyester fibers, thermally bonded with reinforcing polyester mesh on the air outlet side. The material is efficient from the beginning to the end of the product usage. The high mechanical strength and high rigidity of the material guarantee dimensional stability throughout the service life, even at high air flow rates. Provides resistance to chemical agents.

Application: pre-filter mainly used for automatic scroll, roller and belt filters.

The values shown may vary slightly within tolerances. Technical data based on Lab report No. 9401-550.

* The final operating pressure drop of the filters should be checked in the technical documentation or consulted with the manufacturer of the equipment being operated.

* All technical parameters provided in this specification are for informational purposes only. Actual values may differ by up to ±10% from the stated figures. The manufacturer assumes no responsibility for any consequences arising from the selection of filters in non-standard sizes based solely on the user's own calculations.

We reserve the right to make changes to the technical specifications at any time without prior notice, resulting from the continuous improvement of our products.

filtering nonwovens

T 350



ISO 16890 Class:	ISO Coarse 55%
*Final pressure drop derived from the filter test standard:	200 Pa
EN 779:2012 Class:	G3
*Final pressure drop derived from the filter test standard:	250 Pa
Basis weight:	265 g/
Thickness:	20 mm
Nominal width:	5400 m ³ /h/
Flow velocity:	1,5 m/s
Initial filtration efficiency:	69,0%
Average filtration rate (A _m):	85,0%
Initial pressure drop:	29 Pa
Dust holding capacity:	697,0 g/

1. Synthetic nonwovens
- 100% polyester
2. Extremely durable mechanically
3. High dust holding capacity
4. Regenerable
5. Low pressure drop
6. Long service life
7. Low operating costs
8. Flame retardant (F1 acc. DIN 53438)

Filtration material: progressively built-up 100% polyester fibers thermally bonded, efficient from the beginning to the end of the product usage. The very high mechanical strength and high rigidity of the material guarantee dimensional stability throughout the service life, even at high air flow rates. Provides resistance to chemical agents. It is suitable for regeneration.

Application: for pre-filtration, for filter forms, as sleeves or cones. It can be used independently in the form of filter mats.

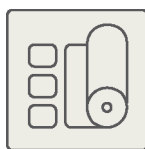
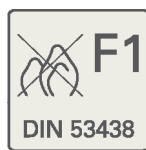
It is used in public utility buildings and in all branches of industry.

The values shown may vary slightly within tolerances.

Technical data based on Lab Report 94582

* The final operating pressure drop of the filters should be checked in the technical documentation or consulted with the manufacturer of the equipment being operated.

* All technical parameters provided in this specification are for informational purposes only. Actual values may differ by up to ±10% from the stated figures. The manufacturer assumes no responsibility for any consequences arising from the selection of filters in non-standard sizes based solely on the user's own calculations.



We reserve the right to make changes to the technical specifications at any time without prior notice, resulting from the continuous improvement of our products.

filtering nonwovens

T 500



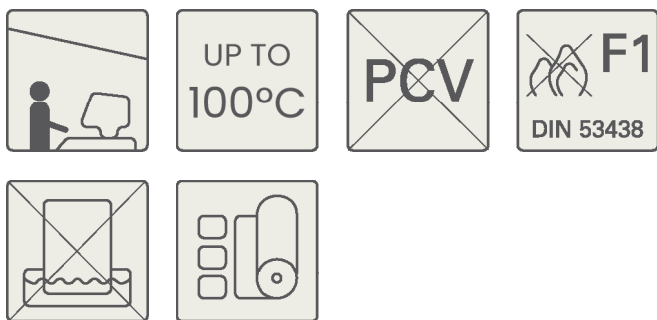
ISO 16890 Class:	ISO Coarse 60%
*Final pressure drop derived from the filter test standard:	200 Pa
EN 779:2012 Class:	G4
*Final pressure drop derived from the filter test standard:	250 Pa
Basis weight:	375 g/
Thickness:	22 mm
Nominal width:	5400 m ³ /h/
Flow velocity:	1,5 m/s
Initial filtration efficiency:	87,0%
Average filtration rate (A _m):	93,10%
Initial pressure drop:	46 Pa
Dust holding capacity:	522,3 g/

1. Synthetic nonwovens
- 100% polyester
2. Extremely durable mechanically
3. High dust holding capacity
4. Regenerable
5. Low pressure drop
6. Long service life
7. Low operating costs
8. Flame retardant (F1 acc. DIN 53438)

Filtration material: progressively built-up 100% polyester fibers thermally bonded, efficient from the beginning to the end of the product usage. The very high mechanical strength and high rigidity of the material guarantee dimensional stability throughout the service life, even at high air flow rates. Provides resistance to chemical agents. It is suitable for regeneration.

Application: for pre-filtration, for filter forms, as sleeves or cones. It can be used independently in the form of filter mats.

It is used in public utility buildings and in all branches of industry.



The values shown may vary slightly within tolerances.

Technical data based on Lab Report 94582


* The final operating pressure drop of the filters should be checked in the technical documentation or consulted with the manufacturer of the equipment being operated.

* All technical parameters provided in this specification are for informational purposes only. Actual values may differ by up to ±10% from the stated figures. The manufacturer assumes no responsibility for any consequences arising from the selection of filters in non-standard sizes based solely on the user's own calculations.

We reserve the right to make changes to the technical specifications at any time without prior notice, resulting from the continuous improvement of our products.

filtering nonwovens

NGB



ISO 16890 Class:	ISO Coarse 70%
*Final pressure drop derived from the filter test standard:	200 Pa
EN 779:2012 Class:	G4
*Final pressure drop derived from the filter test standard:	250 Pa
Basis weight:	225 g/
Thickness:	22 mm
Nominal width:	5400 m ³ /h/
Flow velocity:	1,5 m/s
Initial filtration efficiency:	81%
Average filtration rate (A _m):	90%
Initial pressure drop:	33 Pa
Dust holding capacity:	353 g/

1. Synthetic nonwovens - 100% polyester
2. High dust holding capacity
3. Low pressure drop
4. Long service life
5. Low operating costs
6. Resistance to humidity
7. Flame retardant (F1 acc. DIN 53438)

Filtration material: progressively built 100% polyester fibers, thermally bonded, dyed blue on the air intake side. The material is efficient from the beginning to the end of the product usage. The high mechanical strength and high rigidity of the material guarantee dimensional stability throughout the service life, even at high air flow rates.

Application: for pre-filtration and for the production of pocket, cassette and flat filters. It can be used independently in the form of filter mats.

It is used in public utility buildings and in all branches of industry.

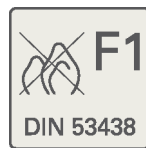
The values shown may vary slightly within tolerances.

Technical data based on Lab report 53-0233-7-89.

* The final operating pressure drop of the filters should be checked in the technical documentation or consulted with the manufacturer of the equipment being operated.

* All technical parameters provided in this specification are for informational purposes only. Actual values may differ by up to ±10% from the stated figures. The manufacturer assumes no responsibility for any consequences arising from the selection of filters in non-standard sizes based solely on the user's own calculations.


16



We reserve the right to make changes to the technical specifications at any time without prior notice, resulting from the continuous improvement of our products.

filtering nonwovens

LF 40




ISO 16890 Class:	ISO Coarse 60%
*Final pressure drop derived from the filter test standard:	200 Pa
EN 779:2012 Class:	G4
*Final pressure drop derived from the filter test standard:	250 Pa
Basis weight:	140 g/
Thickness:	14 mm
Nominal width:	5400 m ³ /h/
Flow velocity:	1,5 m/s
Initial filtration efficiency (E _m):	83,7%
Average filtration rate (A _m):	90,89%
Initial pressure drop:	42 Pa
Dust holding capacity:	452 g/

1. Synthetic nonwovens
- 100% polyester
2. Extremely durable mechanically
3. High dust holding capacity
4. Low pressure drop
5. Long service life
6. Low operating costs
7. Flame retardant (F1 acc. DIN 53438)

Filtration material: progressively built-up 100% polyester fibers thermally bonded, efficient from the beginning to the end of the product usage. The very high mechanical strength and high rigidity of the material guarantee dimensional stability throughout the service life, even at high air flow rates. Provides resistance to chemical agents.

Application: for pre-filtration and for the production of pocket, cassette and flat filters.

It is used in public utility buildings and in all branches of industry.



The values shown may vary slightly within tolerances.

Technical data based on Lab report 795628.


* The final operating pressure drop of the filters should be checked in the technical documentation or consulted with the manufacturer of the equipment being operated.

* All technical parameters provided in this specification are for informational purposes only. Actual values may differ by up to ±10% from the stated figures. The manufacturer assumes no responsibility for any consequences arising from the selection of filters in non-standard sizes based solely on the user's own calculations.

We reserve the right to make changes to the technical specifications at any time without prior notice, resulting from the continuous improvement of our products.

filtering nonwovens

NF 300



ISO 16890 Class:	ePM10 50%
*Final pressure drop derived from the filter test standard:	200 Pa
EN 779:2012 Class:	M5
*Final pressure drop derived from the filter test standard:	250 Pa
Basis weight:	300 g/
Thickness:	22 mm
Nominal width:	2000 m ³ /h/
Flow velocity:	0,56 m/s
Average filtration rate (A _m):	97,1%
Dust holding capacity:	45 Pa

1. Synthetic nonwovens
- 100% polyester
2. Extremely durable mechanically
3. High dust holding capacity
4. Low pressure drop
5. Long service life
6. Low operating costs
7. Flame retardant (F1 acc. DIN 53438)

Filtration material: progressively built 100% polyester fibers, thermally bonded, thickened on the air outlet side, efficient from the beginning to the end of the product usage. The very high mechanical strength and high rigidity of the material guarantee dimensional stability throughout the service life, even at high air flow rates. Provides resistance to chemical agents.


Application: as a fine filter for the production of various types of filters and as an overhead filter in paint shops other than car paint shops.

The values shown may vary slightly within tolerances.

Technical data based on Lab Report 1194-585.

* The final operating pressure drop of the filters should be checked in the technical documentation or consulted with the manufacturer of the equipment being operated.

* All technical parameters provided in this specification are for informational purposes only. Actual values may differ by up to ±10% from the stated figures. The manufacturer assumes no responsibility for any consequences arising from the selection of filters in non-standard sizes based solely on the user's own calculations.



We reserve the right to make changes to the technical specifications at any time without prior notice, resulting from the continuous improvement of our products.

filtering nonwovens

NF 400P



ISO 16890 Class:	ISO Coarse 80%
*Final pressure drop derived from the filter test standard:	200 Pa
EN 779:2012 Class:	M5
*Final pressure drop derived from the filter test standard:	250 Pa
Basis weight:	480 g/
Thickness:	20 mm
Nominal width:	2000 m ³ /h/
Flow velocity:	0,56 m/s
Average filtration rate (A _m):	95,70%
Initial pressure drop:	52 Pa

1. Synthetic nonwovens
- 100% polyester
2. Impregnated with activated carbon
3. High dust holding capacity
4. Low pressure drop
5. Long service life
6. Low operating costs
7. Resistance to humidity
8. Flame retardant (F1 acc. DIN 53438)

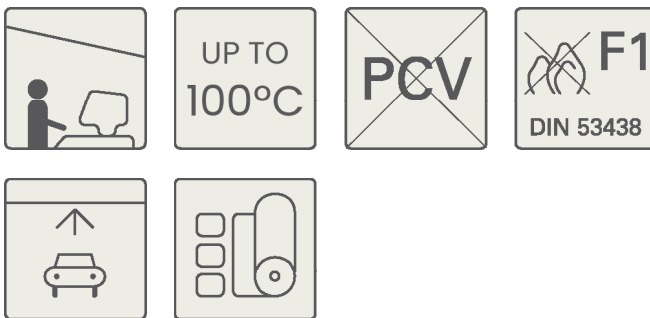
Filtration material: progressively built-up 100% polyester fibers, thermally bonded, additionally secured with a polyester mesh from the air outlet side. Unlike the NF 600PS nonwoven fabric, the NF 400P is not impregnated with a special adhesive agent, which significantly increases dust absorption. The material is efficient from the beginning to the end of the product usage. The mechanical strength of the material guarantees dimensional stability throughout the service life.

Application: ceiling filter for spray booths, filter to protect electronics in telecommunication cabinets.

The values shown may vary slightly within tolerances. Technical data based on Lab report.

* The final operating pressure drop of the filters should be checked in the technical documentation or consulted with the manufacturer of the equipment being operated.

* All technical parameters provided in this specification are for informational purposes only. Actual values may differ by up to ±10% from the stated figures. The manufacturer assumes no responsibility for any consequences arising from the selection of filters in non-standard sizes based solely on the user's own calculations.



filtering nonwovens

NF 500PS



ISO 16890 Class:	ePM10 55%
*Final pressure drop derived from the filter test standard:	200 Pa
EN 779:2012 Class:	M5
*Final pressure drop derived from the filter test standard:	250 Pa
Thickness:	22 mm
Nominal width:	900 m ³ /h/
Flow velocity:	0,25 m/s
Average filtration rate (A _m):	95%
Initial pressure drop:	22 Pa
Permissible relative humidity:	100%
Dust holding capacity:	380 g/

1. Synthetic nonwovens
- 100% polyester
2. High dust holding capacity
3. Low pressure drop
4. Long service life
5. Low operating costs
6. Resistance to humidity
7. Flame retardant (F1 acc. DIN 53438)

Filtration material: progressively built-up 100% polyester fibers thermally bonded, impregnated with a special adhesive, additionally protected with a polyester mesh on the air outlet side. This design results in even air flow, and the trapped contaminants remain in the filter even during a loads during start-up or shutdown of the air handling unit. The material is efficient from the beginning to the end of the product usage. The high mechanical strength and high rigidity of the material guarantee dimensional stability throughout the service life, even at high air flow rates.

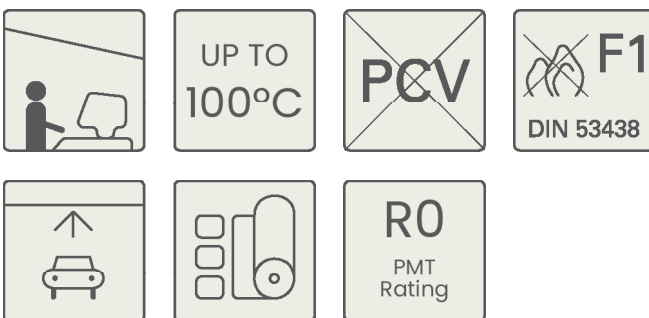
Application: ceiling filter for spray booths, filter to protect electronics in telecommunication cabinets.

The values shown may vary slightly within tolerances.

Technical data based on Lab report 95-09602.

* The final operating pressure drop of the filters should be checked in the technical documentation or consulted with the manufacturer of the equipment being operated.

* All technical parameters provided in this specification are for informational purposes only. Actual values may differ by up to ±10% from the stated figures. The manufacturer assumes no responsibility for any consequences arising from the selection of filters in non-standard sizes based solely on the user's own calculations.



We reserve the right to make changes to the technical specifications at any time without prior notice, resulting from the continuous improvement of our products.

filtering nonwovens

NF 600PS



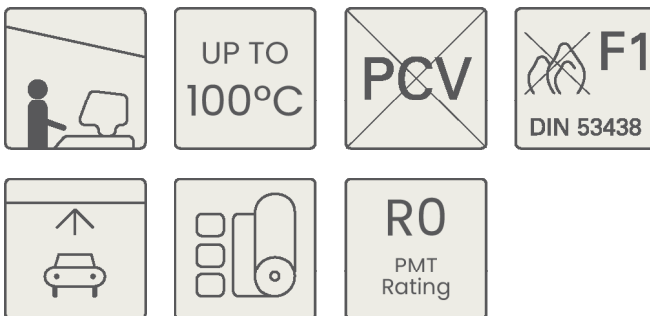
ISO 16890 Class:	ePM10 55%
*Final pressure drop derived from the filter test standard:	200 Pa
EN 779:2012 Class:	M5
*Final pressure drop derived from the filter test standard:	250 Pa
Thickness:	22 mm
Nominal width:	900 m ³ /h/
Flow velocity:	0,25 m/s
Average filtration rate (A _m):	96%
Initial pressure drop:	25 Pa
Dust holding capacity:	430 g/

1. Synthetic nonwovens
- 100% polyester
2. High dust holding capacity
3. Low pressure drop
4. Long service life
5. Low operating costs
6. Resistance to humidity
7. Flame retardant (F1 acc. DIN 53438)

Filtration material: progressively built-up 100% polyester fibers thermally bonded, impregnated with a special adhesive, additionally protected with a polyester mesh on the air outlet side. This design results in even air flow, and the trapped contaminants remain in the filter even during a caused by the start-up or shut-down of the air handling unit. The material is efficient from the beginning to the end of the product usage. The high mechanical strength of the material guarantees dimensional stability throughout the service life. The NF 600PS nonwoven fabric has excellent filtration data confirmed by approvals issued in Europe (VTT in Finland) and in the USA (Air Filter Testing Laboratories, Inc.).

Application: ceiling filter for spray booths.

21



The values shown may vary slightly within tolerances.

Technical data based on Lab report 95-09602.

* The final operating pressure drop of the filters should be checked in the technical documentation or consulted with the manufacturer of the equipment being operated.

* All technical parameters provided in this specification are for informational purposes only. Actual values may differ by up to ±10% from the stated figures. The manufacturer assumes no responsibility for any consequences arising from the selection of filters in non-standard sizes based solely on the user's own calculations.

We reserve the right to make changes to the technical specifications at any time without prior notice, resulting from the continuous improvement of our products.

filtering nonwovens

ZKF



ISO 16890 Class:	ISO Coarse 65%
*Final pressure drop derived from the filter test standard:	200 Pa
EN 779:2012 Class:	G4
*Final pressure drop derived from the filter test standard:	250 Pa
Basis weight:	200 g/
Thickness:	6 mm
Nominal width:	5400 m ³ /h/
Flow velocity:	1,5 m/s
Average filtration rate (A _m):	91,70%
Initial pressure drop:	41 Pa
Dust holding capacity:	233,90 g/

1. Synthetic nonwovens
- 100% polyester
2. Impregnated with activated carbon
3. Air deodorization and VOC reduction
4. High dust holding capacity
5. Low pressure drop
6. Long service life
7. Resistance to humidity

Filtration material: 100% polyester fibers, joined using the needle method. The nonwoven filter fabric impregnated with activated carbon. The material is efficient from the beginning to the end of the product usage. The high mechanical strength of the material guarantees dimensional stability throughout the service life.

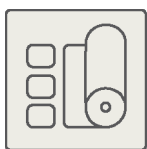
Application: as a filter for kitchen cooker hoods, as an additional filtration with activated carbon in UltraCarb 10 filters.

The values shown may vary slightly within tolerances.

Technical data based on Lab Report No. 1194-583.

* The final operating pressure drop of the filters should be checked in the technical documentation or consulted with the manufacturer of the equipment being operated.


* All technical parameters provided in this specification are for informational purposes only. Actual values may differ by up to ±10% from the stated figures. The manufacturer assumes no responsibility for any consequences arising from the selection of filters in non-standard sizes based solely on the user's own calculations.



We reserve the right to make changes to the technical specifications at any time without prior notice, resulting from the continuous improvement of our products.

filtering nonwovens

ZKG 200



ISO 16890 Class:	ISO Coarse 70%
*Final pressure drop derived from the filter test standard:	200 Pa
EN 779:2012 Class:	G4
*Final pressure drop derived from the filter test standard:	250 Pa
Basis weight:	200 g/
Thickness:	14 mm
Nominal width:	5400 m ³ /h/
Flow velocity:	1,5 m/s
Average filtration rate (A _m):	93,50%
Initial pressure drop:	44 Pa
Dust holding capacity:	377,0 g/

1. Synthetic nonwovens
- 100% polyester
2. Impregnated with activated carbon
3. Air deodorization and VOC reduction
4. High dust holding capacity
5. Low pressure drop
6. Long service life
7. Low operating costs
8. Resistance to humidity

Filtration material: the nonwoven fabric ZKG 200 is made by thermal bonding of pure, homogeneous and durable synthetic fibers (100% polyester), progressively built-up, impregnated with activated carbon.

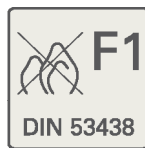
Application: it is used in ventilation and air conditioning systems; for deodorization of air in suction systems of gastronomical premises, hospitals, production plants, paint shops, garages, food and machine industries.

The values shown may vary slightly within tolerances.

Technical data based on Lab Report No. 1296-666.

* The final operating pressure drop of the filters should be checked in the technical documentation or consulted with the manufacturer of the equipment being operated.

* All technical parameters provided in this specification are for informational purposes only. Actual values may differ by up to ±10% from the stated figures. The manufacturer assumes no responsibility for any consequences arising from the selection of filters in non-standard sizes based solely on the user's own calculations.




01

FILTERING NONWOVENS GLASS

DUST STOP 1"	25
DUST STOP 2"	26
DUST STOP 4"	27
PAINT STOP 3"	28
PAINT STOP 4"	29
DUST COLLECTOR 5" RED	30
HYDROPAINT COLLECTOR 3"	31
MIST COLLECTOR	32
MIST COLLECTOR	33
HT 300	34

filtering nonwovens

DUST STOP 1''



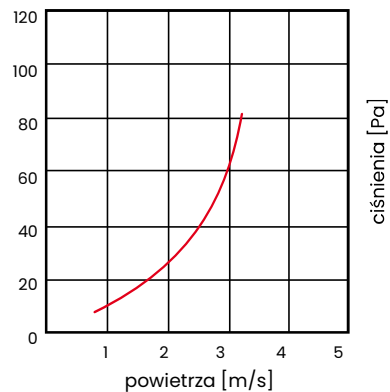
ISO 16890 Class:	ISO Coarse 35%
*Final pressure drop derived from the filter test standard:	200 Pa
EN 779:2012 Class:	G2
*Final pressure drop derived from the filter test standard:	250 Pa
Basis weight:	200 g/
Thickness:	30 mm
Average filtration efficiency(A _m):	80%
Air flow rate:	2,5 m/s
Initial pressure drop:	39 Pa
Temperature resistance:	120°C
Dust holding capacity:	355 g/m ²

1. 100% glass fibers
2. High absorption capacity for dry pollen and dust particles
3. High efficiency
4. Low pressure drop
5. Long service life
6. Low operating costs
7. Flame retardant (Warr. BS 476/4)

Filtration material: 100% elemental glass fibers with progressively increasing density and laminated air outlet side. The nonwoven fabric is impregnated with a special agent, which increases its ability to absorb dry dust and pollen particles. It has a very to trap and store air pollutants.

Application: widely used in ventilation and air conditioning systems as the first stage of air filtration.

25



The values shown may vary slightly within tolerances.

* The final operating pressure drop of the filters should be checked in the technical documentation or consulted with the manufacturer of the equipment being operated.

* All technical parameters provided in this specification are for informational purposes only. Actual values may differ by up to ±10% from the stated figures. The manufacturer assumes no responsibility for any consequences arising from the selection of filters in non-standard sizes based solely on the user's own calculations.

We reserve the right to make changes to the technical specifications at any time without prior notice, resulting from the continuous improvement of our products.

filtering nonwovens

DUST STOP 2"



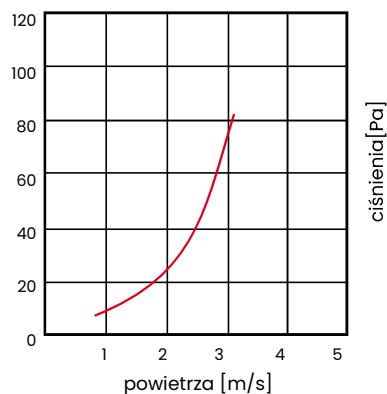
ISO 16890 Class:	ISO Coarse 40%
*Final pressure drop derived from the filter test standard:	200 Pa
EN 779:2012 Class:	G3
*Final pressure drop derived from the filter test standard:	250 Pa
Basis weight:	280 g/
Thickness:	60 mm
Average filtration efficiency(A_m):	89%
Air flow rate:	2,5 m/s
Initial pressure drop:	48 Pa
Temperature resistance:	120°C
Dust holding capacity:	422 g/

1. 100% glass fibers
2. High absorption capacity for dry pollen and dust particles
3. High efficiency
4. Low pressure drop
5. Long service life
6. Low operating costs
7. Flame retardant (Warr. BS 476/4)

26

Filtration material: 100% elemental glass fibers with progressively increasing density and laminated air outlet side. The nonwoven fabric is impregnated with a special agent, which increases its ability to absorb dry dust and pollen particles. It has a very to trap and store air pollutants.

Application: widely used in ventilation and air conditioning systems as the first stage of air filtration.



The values shown may vary slightly within tolerances.


* The final operating pressure drop of the filters should be checked in the technical documentation or consulted with the manufacturer of the equipment being operated.

* All technical parameters provided in this specification are for informational purposes only. Actual values may differ by up to $\pm 10\%$ from the stated figures. The manufacturer assumes no responsibility for any consequences arising from the selection of filters in non-standard sizes based solely on the user's own calculations.

We reserve the right to make changes to the technical specifications at any time without prior notice, resulting from the continuous improvement of our products.

filtering nonwovens

DUST STOP 4"



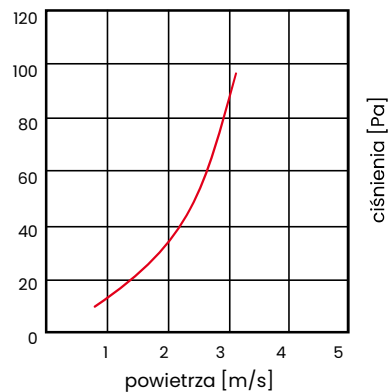
ISO 16890 Class:	ISO Coarse 60%
*Final pressure drop derived from the filter test standard:	200 Pa
EN 779:2012 Class:	G4
*Final pressure drop derived from the filter test standard:	250 Pa
Basis weight:	400 g/
Thickness:	110 mm
Average filtration efficiency(A_m):	91%
Air flow rate:	1,5 m/s
Initial pressure drop:	33 Pa
Temperature resistance:	120°C
Dust holding capacity:	511 g/

1. 100% glass fibers
2. High absorption capacity for dry pollen and dust particles
3. High efficiency
4. Low pressure drop
5. Long service life
6. Low operating costs
7. Flame retardant (Warr. BS 476/4)

Filtration material: 100% elemental glass fibers with progressively increasing density and laminated air outlet side. The nonwoven fabric is impregnated with a special agent, which increases its ability to absorb dry dust and pollen particles. It has a very to trap and store air pollutants.

Application: widely used in ventilation and air conditioning systems as the first or second stage of air filtration.

27



The values shown may vary slightly within tolerances.


* The final operating pressure drop of the filters should be checked in the technical documentation or consulted with the manufacturer of the equipment being operated.

* All technical parameters provided in this specification are for informational purposes only. Actual values may differ by up to ±10% from the stated figures. The manufacturer assumes no responsibility for any consequences arising from the selection of filters in non-standard sizes based solely on the user's own calculations.

We reserve the right to make changes to the technical specifications at any time without prior notice, resulting from the continuous improvement of our products.

filtering nonwovens

PAINT STOP 3''



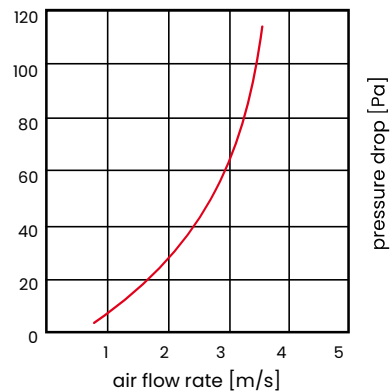
Thickness:	80 mm
Basis weight:	250 g/
Average filtration efficiency (A_m):	95%
Air flow rate:	1,5 m/s
Initial pressure drop:	17 Pa
*Final pressure drop derived from the filter test standard:	250 Pa
Paint holding capacity:	6000 g/
Temperature resistance:	120°C

Filtration material: 100% elemental glass fibers with progressively increasing density and laminated air outlet side. The nonwoven fabric has a very low resistance for retaining dry dust and pollen particles with minimal air resistance.

Application: designed to remove mists coming from sprayed paints and lacquers; used in exhaust systems in paint shops and spray booths.

1. 100% glass fibers
2. High particle separation capacity for lacquers and paints
3. High efficiency
4. Low pressure drop
5. Long service life
6. Low operating costs
7. Flame retardant (Warr. BS 476/4)

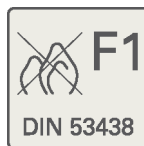
28



The values shown may vary slightly within tolerances.

* The final operating pressure drop of the filters should be checked in the technical documentation or consulted with the manufacturer of the equipment being operated.


* All technical parameters provided in this specification are for informational purposes only. Actual values may differ by up to $\pm 10\%$ from the stated figures. The manufacturer assumes no responsibility for any consequences arising from the selection of filters in non-standard sizes based solely on the user's own calculations.



We reserve the right to make changes to the technical specifications at any time without prior notice, resulting from the continuous improvement of our products.

filtering nonwovens

PAINT STOP 4''

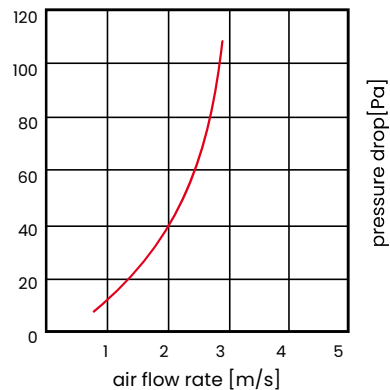


Thickness:	110 mm
Basis weight:	300 g/
Average filtration efficiency (A_m):	96%
Air flow rate:	1,5 m/s
Initial pressure drop:	22 Pa
*Final pressure drop derived from the filter test standard:	250 Pa
Paint holding capacity:	7000 g/
Temperature resistance:	120°C

Filtration material: 100% elemental glass fibers with progressively increasing density and laminated air outlet side. The nonwoven fabric has a very to trap paint and lacquer particles with minimal air resistance.

Application: designed to remove mists coming from sprayed paints and lacquers; used in exhaust systems in paint shops and spray booths.

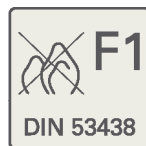
1. 100% glass fibers
2. High particle separation capacity for lacquers and paints
3. High efficiency
4. Low pressure drop
5. Long service life
6. Low operating costs
7. Flame retardant (Warr. BS 476/4)



The values shown may vary slightly within tolerances.


* The final operating pressure drop of the filters should be checked in the technical documentation or consulted with the manufacturer of the equipment being operated.

* All technical parameters provided in this specification are for informational purposes only. Actual values may differ by up to ±10% from the stated figures. The manufacturer assumes no responsibility for any consequences arising from the selection of filters in non-standard sizes based solely on the user's own calculations.



We reserve the right to make changes to the technical specifications at any time without prior notice, resulting from the continuous improvement of our products.

filtering nonwovens



DUST COLLECTOR 5" RED

ISO 16890 Class:	ISO Coarse 70%
*Final pressure drop derived from the filter test standard:	200 Pa
EN 779:2012 Class:	G4
*Final pressure drop derived from the filter test standard:	250 Pa
Thickness:	125 mm
Average filtration efficiency(A_m):	91%
Air flow rate:	2,5 m/s
Initial pressure drop:	105 Pa
Dust holding capacity:	5320 g/

1. 100% glass fibers
2. High absorption capacity for dry pollen and dust particles
3. High efficiency
4. Low pressure drop
5. Long service life
6. Low operating costs
7. Flame retardant (Warr. BS 476/4)

Filtration material: 100% elemental glass fibers with progressively increasing density and laminated air outlet side. The nonwoven fabric is impregnated with a special agent, which increases its ability to absorb dry dust and pollen particles. It has a very for retaining and storing air pollutants and has coalescing properties

Application: widely used in ventilation and air conditioning systems as the initial, and most often the final stage of air filtration. Due to the properties, the filter is recommended for moisture protection of ventilation and air conditioning systems on land and at sea, as well as various types of air intake and air supply systems.

UP TO
120°C

PCV

F1
DIN 53438

The values shown may vary slightly within tolerances.


* The final operating pressure drop of the filters should be checked in the technical documentation or consulted with the manufacturer of the equipment being operated.

* All technical parameters provided in this specification are for informational purposes only. Actual values may differ by up to $\pm 10\%$ from the stated figures. The manufacturer assumes no responsibility for any consequences arising from the selection of filters in non-standard sizes based solely on the user's own calculations.

We reserve the right to make changes to the technical specifications at any time without prior notice, resulting from the continuous improvement of our products.

filtering nonwovens

HYDROPAINT COLLECTOR 3"



Thickness:	75 mm
Grammage:	300 g/
Particles separation efficiency (16~18 µm):	98,5%
Absorbency (for particles 16~18 µm):	9 kg
Air flow rate:	0,75 m/s
Initial pressure drop:	5 Pa
*Final pressure drop derived from the filter test standard:	250 Pa
Max. operating temperature:	120°C
Permissible relative humidity:	100%

1. 100% glass fibers
2. High particle separation capacity for water-based lacquers and paints
3. High efficiency
4. Low pressure drop
5. Long service life
6. Low operating costs
7. Flame retardant (Warr. BS 476/4)

Filtration material: technology based on thermal bonding of pure, homogeneous and durable glass fibers progressively built-up, coated with a sticky substance that increases the ability to retain and store particles of water-based paints and lacquers contained in the air Very long service life and efficiency of retaining and storing all particles of sprayed paints and lacquers while maintaining very low flow resistance makes this filter an extremely economical solution (low operating costs, long intervals between nonwoven replacement).

Application: in exhaust systems in paint shops and spray booths where water-based paints are used.

The values shown may vary slightly within tolerances.

* The final operating pressure drop of the filters should be checked in the technical documentation or consulted with the manufacturer of the equipment being operated.


* All technical parameters provided in this specification are for informational purposes only. Actual values may differ by up to ±10% from the stated figures. The manufacturer assumes no responsibility for any consequences arising from the selection of filters in non-standard sizes based solely on the user's own calculations.

UP TO
120°C

PCV

F1
DIN 53438

filtering nonwovens



MIST COLLECTOR

ISO 16890 Class:	ISO Coarse 50%
*Final pressure drop derived from the filter test standard:	200 Pa
EN 779:2012 Class:	G3
*Final pressure drop derived from the filter test standard:	250 Pa
Thickness:	75 mm
Average effectiveness based on tests with water droplets (3-4 µm):	99,8%
Air flow rate:	2,5 m/s
Initial pressure drop:	47 Pa
Max. operating temperature:	up to 120°C

1. 100% glass fibers
2. High humidity absorbency capacity
3. Low pressure drop
4. Long service life
5. Low operating costs
6. Flame retardant (Warr. BS 476/4)

32

Filtration material: coalescing nonwoven fabric, 100% elemental glass fibers with progressively increasing density and laminated air outlet side. Impregnated with a special agent, which significantly increases its ability to absorb moisture from the flowing air. It has a very high ability to retain moisture with minimal air resistance.

Application: The high capacity to capture water droplets makes this filter widely used for protection against moisture of ventilation and air conditioning systems on land and at sea, as well as in various types of air intakes and intake systems, e.g. for gas turbines.

The values shown may vary slightly within tolerances.

* The final operating pressure drop of the filters should be checked in the technical documentation or consulted with the manufacturer of the equipment being operated.

* All technical parameters provided in this specification are for informational purposes only. Actual values may differ by up to ±10% from the stated figures. The manufacturer assumes no responsibility for any consequences arising from the selection of filters in non-standard sizes based solely on the user's own calculations.

UP TO
120°C

PCV

F1
DIN 53438

We reserve the right to make changes to the technical specifications at any time without prior notice, resulting from the continuous improvement of our products.

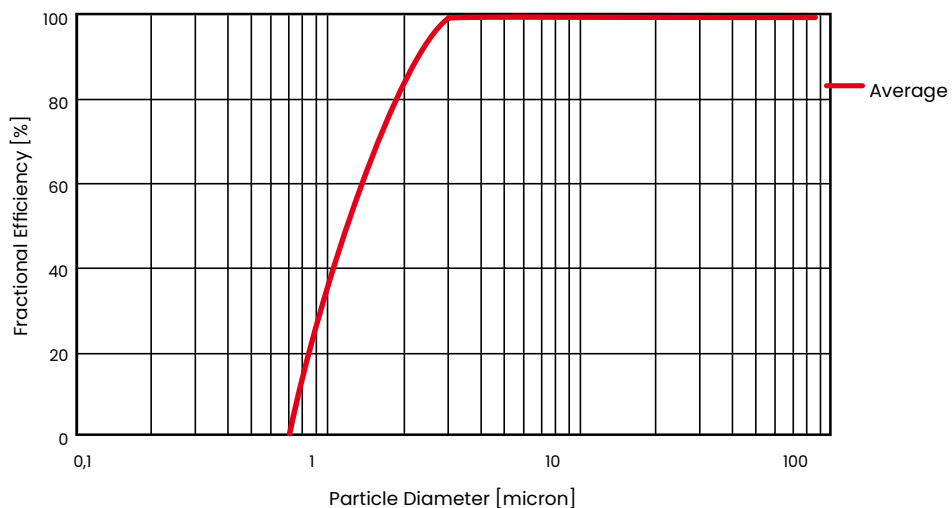
filtering nonwovens

Time Elapsed (min.)	1 min.	2 min.	3 min.	4 min.	5 min.	6 min.	7 min.	8 min.	9 min.	10 min.	Average	
Size Range (µm)	Initial Fractional Efficiency (%)											
0,2-0,3	Water Break-Up Region - no Filtration											0,0
0,3-0,4												0,0
0,4-0,6												0,0
0,6-0,8												0,0
0,8-1,0	30,8	26,9	23,1	23,0	22,4	22,2	21,8	21,3			23,9	
1,0-1,5	52,8	53,6	54,6	55,1	55,3	56,0	55,8	55,5			54,8	
1,5-2,0	72,5	76,2	76,4	76,8	76,6	76,0	74,8	77,0			75,8	
2,0-2,5	87,2	88,8	90,1	89,5	88,9	89,1	88,9	89,1			89,0	
2,5-3,0	98,3	98,6	98,7	98,6	96,9	98,1	97,8	98,3			98,2	
3-4	99,6	100,0	99,9	99,9	100,0	99,7	99,8	99,9			99,8	
4-5	99,9	99,8	100,0	99,9	100,0	99,9	99,9	100,0			99,9	
5-6	100,0	99,8	99,7	99,9	100,0	100,0	100,0	100,0			99,9	
6-8	100,0	99,8	100,0	99,9	100,0	99,9	100,0	99,9			99,9	
8-10	100% Filtration Region											100,0
10-12												100,0
12-15												100,0
15-20												100,0
20-30												100,0
30-40												100,0
40-50												100,0
50-70												100,0
70-100												100,0

$$F_{eff} = \frac{C_{up} - C_{down}}{C_{up}} \times 100\%$$

- F_{eff} Fractional Efficiency of Water Mist Collection
- C_{up} Water Particle Concentration Upstream of Filter
- C_{down} Water Particle Concentration Downstream of Filter

Fractional Efficiency versus Particle Diameter



We reserve the right to make changes to the technical specifications at any time without prior notice, resulting from the continuous improvement of our products.

filtering nonwovens



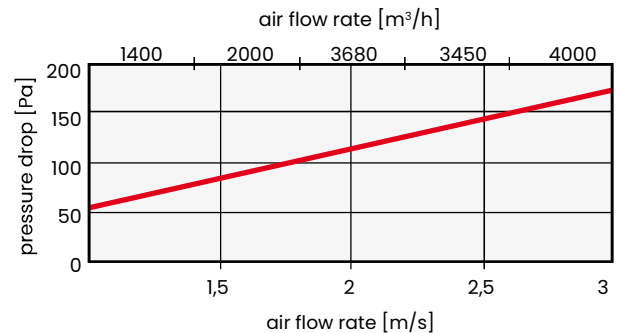
HT 300

ISO 16890 Class:	ISO Coarse 60%
*Final pressure drop derived from the filter test standard:	200 Pa
EN 779:2012 Class	G4
*Final pressure drop derived from the filter test standard:	250 Pa
Basis weight:	350 g/
Thickness:	50 mm
Average filtration efficiency(A_m):	95%
Air flow rate:	1 m/s
initial pressure drop:	58 Pa

Filtration material: 100% elemental glass fibers with progressively increasing density. Glass fibers are very thin and interconnected in a unique way to ensure efficient air filtration even in continuous operation at 300°C.

Application: used for hot air filtration, most often in varnishing chambers or when the filter, for construction reasons, is located in the direct vicinity of heaters.

1. 100% glass fibers
2. High temperature up to 300°C
3. High efficiency
4. Low pressure drop
5. Long service life
6. Low operating costs
7. Flame retardant (F1 acc. DIN 53438)



UP TO
300°C

PCV

F1
DIN 53438

The values shown may vary slightly within tolerances.

* The final operating pressure drop of the filters should be checked in the technical documentation or consulted with the manufacturer of the equipment being operated.

* All technical parameters provided in this specification are for informational purposes only. Actual values may differ by up to ±10% from the stated figures. The manufacturer assumes no responsibility for any consequences arising from the selection of filters in non-standard sizes based solely on the user's own calculations.


We reserve the right to make changes to the technical specifications at any time without prior notice, resulting from the continuous improvement of our products.

02

PPI MATS

PPI 10	36
PPI 20	37
PPI 30	38
PPI 45	39

ppi mats



PPI 10

Type:	PU polyurethane foam
Thickness range:	4-500 mm
Density: 25 kg/m ³	PN-EN-ISO 845
Tensile strength: min. 60 kPa	PN-EN-ISO 1798
Elongation at break: min. 50%	PN-EN-ISO 1798
Tensile strength: 2.0 - 3.5 [1/cm]	CAL I 127.29
Air flow rate:	very high
Thermal Resistance:	-40/+90°C
Colour:	blue
Sheets available:	1000x2000 mm or cut to size

1. Filter foam - 100% polyurethane
2. High resistance to humidity
3. High resistance to heat
4. Long service
5. Low operating costs

36

Filtration material: it is produced with a of 10-45 PPI. It has 97% open pores.

It features high resistance to humidity and extremely high collection capacity.

Washable.

Application: filter foam used in air filtration, aquariums, swimming pools.

Storage: the products should be stored in dry rooms (humidity up to 70%) at temperatures from +5°C to +30°C.

We reserve the right to make changes to the technical specifications at any time without prior notice, resulting from the continuous improvement of our products.

ppi mats

PPI 20



Type:	PU polyurethane foam
Thickness range:	4-500 mm
Density: 25 kg/m ³	PN-EN-ISO 845
Tensile strength:	
min. 50 kPA	PN-EN-ISO 1798
Elongation at break: 90%	PN-EN-ISO 1798
Tensile strength:	
4.0 - 5.5 [1/cm]	CAL I 127.29
Air flow rate:	very high
Thermal Resistance:	-40/+90°C
Colour:	black
Sheets available:	1250x2000 mm or cut to size

1. Filter foam - 100% polyurethane
2. High resistance to humidity
3. High resistance to heat
4. Long foam span
5. Low operating costs

Filtration material: it is produced with a pore density of 10-45 PPI.

It has 97% open pores.

It features high resistance to humidity and extremely high liquid retention capacity

Washable.

Application: filter foam used in air filtration, aquariums, swimming pools.

Storage: the products should be stored in dry rooms (humidity up to 70%) at temperatures from +5°C to +30°C.

ppi mats



PPI 30

Type:	PU polyurethane foam
Thickness range:	4-500 mm
Density: 25 kg/m ³	PN-EN-ISO 845
Tensile strength:	
min. 75 kPa	PN-EN-ISO 1798
Elongation at break: 90%	PN-EN-ISO 1798
Tensile strength:	
6.0 - 9.0 [1/cm]	CAL I 127.29
Air flow rate:	very high
Thermal Resistance:	-40/+90°C
Colour:	blue
Sheets available:	1250x2000 mm or cut to size

Filtration material: it is produced with a of 10-45 PPI.

It has 97% open pores.

It features high resistance to humidity and extremely high liquid retention capacity

Washable.

Application: filter foam used in air filtration, aquariums, swimming pools.

Storage: the products should be stored in dry rooms (humidity up to 70%) at temperatures from +5°C to +30°C.

38

1. Filter foam - 100% polyurethane
2. High resistance to humidity
3. High resistance to heat
4. Long foam span
5. Low operating costs

We reserve the right to make changes to the technical specifications at any time without prior notice, resulting from the continuous improvement of our products.



ppi mats

PPI 45

Type:	PU polyurethane foam
Thickness range:	4-500 mm
Density: 25 kg/m ³	PN-EN-ISO 845
Tensile strength:	
min. 90 kPa	PN-EN-ISO 1798
Elongation at break: 125%	PN-EN-ISO 1798
Tensile strength:	
10.0 - 13.0 [1/cm]	CAL I 127.29
Air flow rate:	very high
Thermal Resistance:	-40/+90°C
Colour:	black
Sheets available:	1250x2000 mm or cut to size

1. Filter foam - 100% polyurethane
2. High resistance to humidity
3. High resistance to heat
4. Long foam span
5. Low operating costs

Filtration material: it is produced with a of 10-45 PPI.

It has 97% open pores.

It features high resistance to humidity and extremely high collection capacity.

Washable.

Application: filter foam used in air filtration, aquariums, swimming pools.

Storage: the products should be stored in dry rooms (humidity up to 70%) at temperatures from +5°C to +30°C.

03

FAN COILS

fan coils

UltraCoil



Dimensions: filters are manufactured in all sizes to fit various types of equipment.

Construction: filter nonwovens trimmed on galvanized steel wire. Optionally, the filter can be placed on a stainless steel wire; be fitted with an outer frame; or be curved to fit a specific casing.

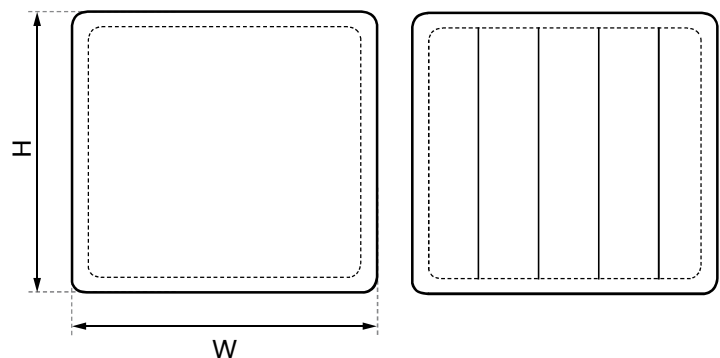
It is also possible to order a frame and an interchangeable sleeve.

Application: UltraCoil filters are used for preliminary air filtration and as the only filtration stage, e.g. in fan coil units.

Filtration class, resistance and bandwidth depend on the filter material used.

* The final operating pressure drop of the filters should be checked in the technical documentation or consulted with the manufacturer of the equipment being operated.

* All technical parameters provided in this specification are for informational purposes only. Actual values may differ by up to $\pm 10\%$ from the stated figures. The manufacturer assumes no responsibility for any consequences arising from the selection of filters in non-standard sizes based solely on the user's own calculations.



interchangeable sleeves



frame

We reserve the right to make changes to the technical specifications at any time without prior notice, resulting from the continuous improvement of our products.

04

CASSETTE FILTERS

UltraMas	43
UltraPac	44
UltraKas SP	47
UltraKas FL	48
UltraKas	49
UltraKas Plus	50
UltraFlo	51

cassette filters

UltraMas



1. Durable and rigid construction
2. Protective nets for filter cartridges
3. High dust absorbency
4. Low pressure drop
5. Long filter lifespan
6. Low energy costs
7. Resistance to humidity
8. Flame retardant (F1 acc. DIN 53438)
9. Disposal without toxic compounds

ISO 16890 Class: ePM10 65%, ePM1 65%

EN 779:2012 Class: M6, F8

*Final pressure drop derived from the filter test standard: 450 Pa

3 variants:

UltraMas 1H – flange on one side

UltraMas 2H – flanges on both sides

UltraMas – plain box

Additionally, the filters can be equipped with protective nets on both sides.

Filtration material: Water repellent glass tissue (glass microfibers).

Separators: aluminum.

Casing: galvanized steel.

Application: the series of UltraMas filters was created to filter the air in harsh conditions, where there is concern about shocks, pulsations, rapid changes in air flow.

The filters are often used in industrial equipment where systems are frequently turned on and off.

* The final operating pressure drop of the filters should be checked in the technical documentation or consulted with the manufacturer of the equipment being operated.

* All technical parameters provided in this specification are for informational purposes only. Actual values may differ by up to ±10% from the stated figures. The manufacturer assumes no responsibility for any consequences arising from the selection of filters in non-standard sizes based solely on the user's own

Technical data

Surface area	Dimensions [mm]			Filtration Area [m ²]	Air Flow Rate [m ³ /h]	Initial Pressure Drop [Pa]	
	W	H	D			M6 / ePM10 65%	F8 / ePM1 65%
standard	287	592	292	6	1700	150	180
	492	592	292	10	2700	150	180
	592	592	292	12	3400	150	180
enlarged*	287	592	292	9,5	1700	130	150
	492	592	292	16	2700	130	150
	592	592	292	19	3400	130	150

We reserve the right to make changes to the technical specifications at any time without prior notice, resulting from the continuous improvement of our products.

cassette filters

UltraPac



ISO 16890 Class: ePM10 55%, ePM10 65%,
ePM1 60%, ePM1 70%, ePM1 80%

*Final pressure drop derived from
the filter test standard: 300 Pa

EN 779:2012 Class: M5, M6, F7, F8, F9

*Final pressure drop derived from
the filter test standard: 450 Pa

Temperature resistance: <80°C

Filtration material: insert made of glass or synthetic nonwoven (100% polypropylene), formed into filter packs in minipleat technology with hot melt separators.

Casing: galvanized steel, stainless steel, plastic or foil-coated cardboard.

Optional:

- in steel frame filters protective nets on both sides,
- flange (width 25 mm, height 16 mm),
- sealing gasket

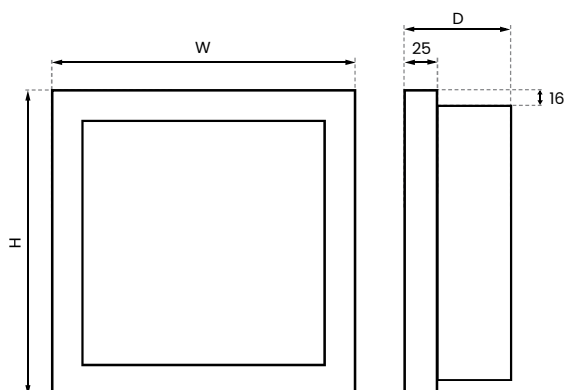
* The final operating pressure drop of the filters should be checked in the technical documentation or consulted with the manufacturer of the equipment being operated.

* All technical parameters provided in this specification are for informational purposes only. Actual values may differ by up to ±10% from the stated figures. The manufacturer assumes no responsibility for any consequences arising from the selection of filters in non-standard sizes based solely on the user's own calculations.

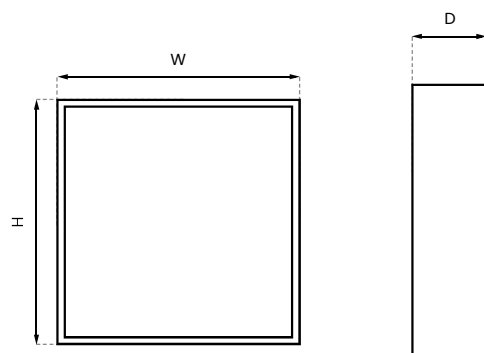
44

1. High efficiency
2. Long filter lifespan
3. Glass or synthetic nonwoven insert
4. Low operating costs
5. Flame retardant (F1 acc. DIN 53438)
6. Resistant to high temperatures

filter with flange



std. filter without



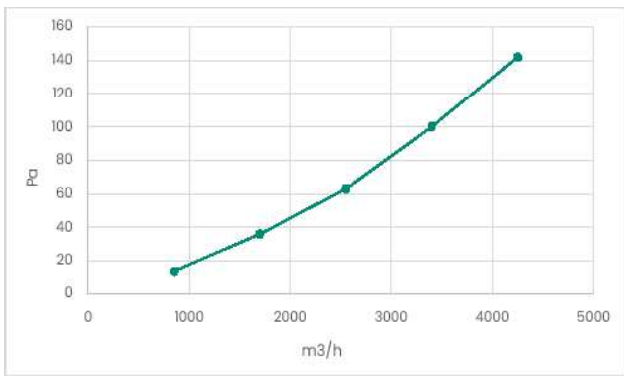
We reserve the right to make changes to the technical specifications at any time without prior notice, resulting from the continuous improvement of our products.

Technical data

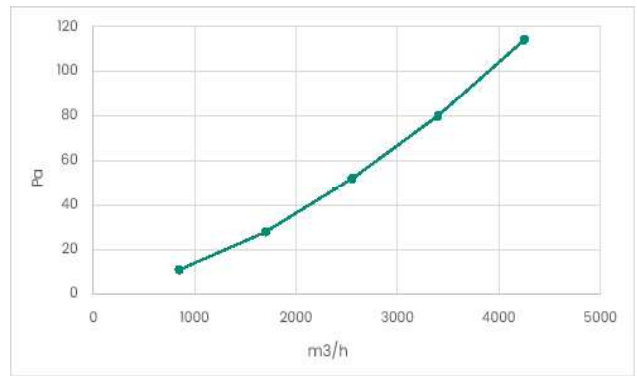
Product	Dimensions [mm]			Filtration Area[m ²]	Air Flow Rate [m ³ /h]	Initial Pressure Drop [Pa]				
	W	H	SD			M5/ePM10 55%	M6/ePM10 65%	F7/ePM1 60%	F8/ePM1 70%	F9/ePM1 80%
UltraPac	296	296	48	1,5	640	63	82	117	161	206
	296	296	96	3	850	80	103	141	169	195
	592	592	48	5,8	2550	63	82	117	161	206
	592	592	96	12,2	3400	80	103	141	169	195

UltraPac 5

592x592x48 [mm]

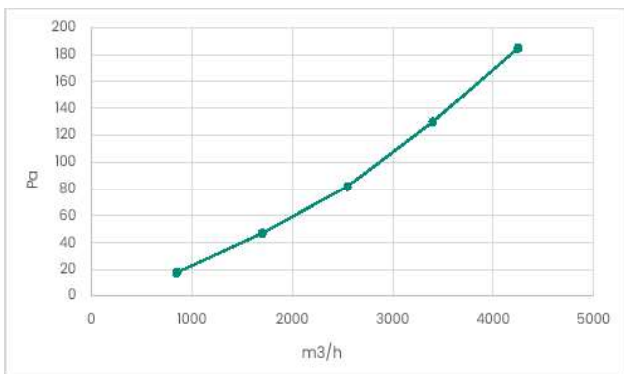


592x592x96 [mm]

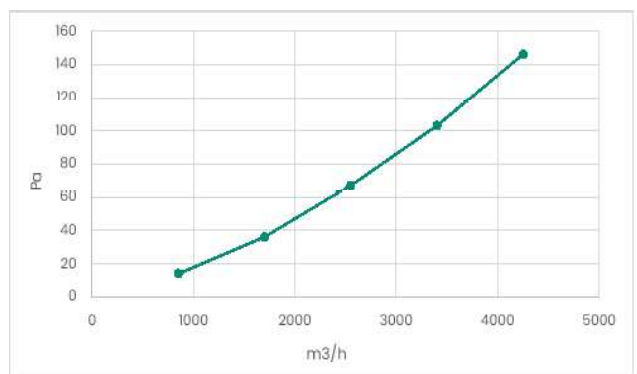


UltraPac 6

592x592x48 [mm]



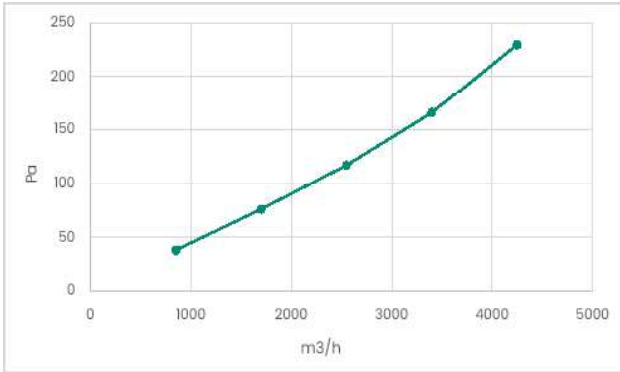
592x592x96 [mm]



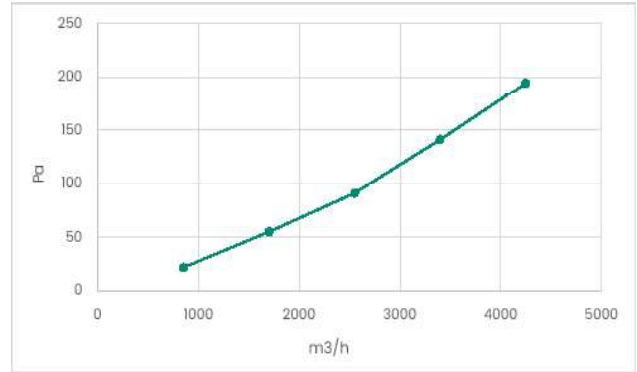
We reserve the right to make changes to the technical specifications at any time without prior notice, resulting from the continuous improvement of our products.

UltraPac 7

592x592x48 [mm]

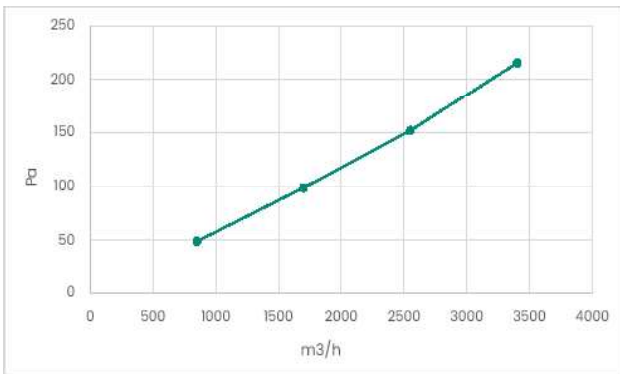


592x592x96 [mm]

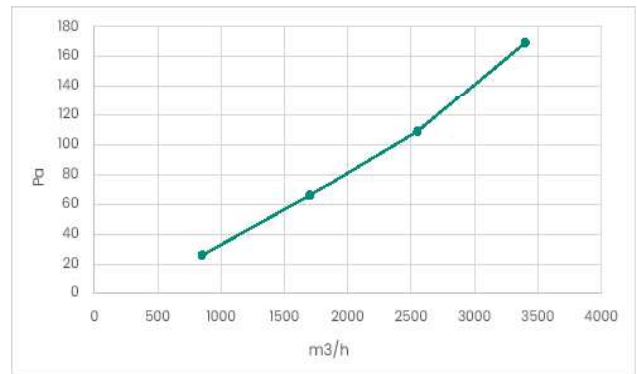


UltraPac 8

592x592x48 [mm]

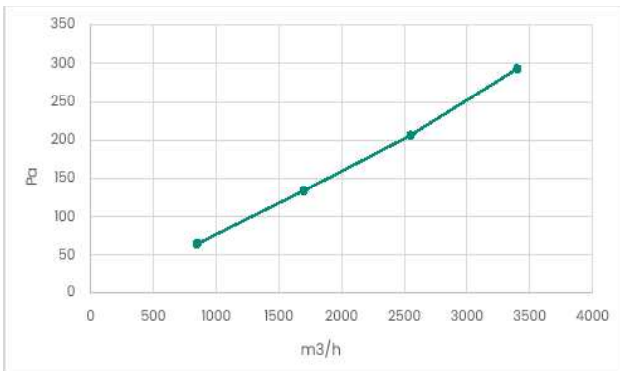


592x592x96 [mm]

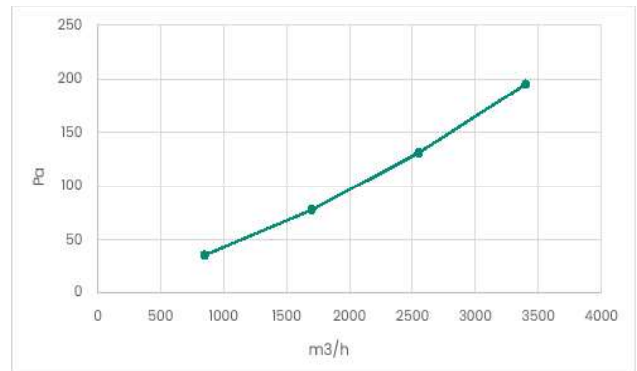


UltraPac 9

592x592x48 [mm]



592x592x96 [mm]



We reserve the right to make changes to the technical specifications at any time without prior notice, resulting from the continuous improvement of our products.

cassette filters

UltraKas SP



Filtration Material: very fine plastic mesh framed in metal nets and enclosed in a galvanized steel frame.

Casing: galvanized steel.

Application: UltraKas SP filters are used for preliminary air filtration and as the only filtration stage, e.g. in fan coil units.

The filters are manufactured in all sizes.

* The final operating pressure drop of the filters should be checked in the technical documentation or consulted with the manufacturer of the equipment being operated.

* All technical parameters provided in this specification are for informational purposes only. Actual values may differ by up to $\pm 10\%$ from the stated figures. The manufacturer assumes no responsibility for any consequences arising from the selection of filters in non-standard sizes based solely on the user's own calculations.

UltraKas FL



ISO 16890 Class: ISO Coarse 50%,
ISO Coarse 80%, ePM10 50%

*Final pressure drop derived from
the filter test standard: 200 Pa

EN 779:2012 Class: G3, G4, M5

*Final pressure drop derived from
the filter test standard: 250 Pa

Max. operating temperature: 80°C

Permissible humidity: <100%

Filtration material: synthetic material with low initial pressure drop.

Construction: synthetic nonwoven in galvanized steel or stainless steel casing, protected on the clean side of the filter by a protective mesh which ensures that the insert remains in the frame even at very high air flow.

Application: pre-filtration air filters for air conditioning, ventilation and heating systems.

* The final operating pressure drop of the filters should be checked in the technical documentation or consulted with the manufacturer of the equipment being operated.

* All technical parameters provided in this specification are for informational purposes only. Actual values may differ by up to ±10% from the stated figures. The manufacturer assumes no responsibility for any consequences arising from the selection of filters in non-standard sizes based solely on the user's own calculations.

1. Synthetic nonwovens
- 100% polyester
2. Low pressure drop
3. Long filter lifespan
4. Resistance to humidity
5. Flame retardant (F1 acc. DIN 53438)
6. Standard & special dimensions

Technical data

Product	Dimensions [mm]			Filtration Area [m ²]	Air Flow Rate [m ³ /h]	Initial Pressure Drop [Pa]		
	W	H	D			G3/ISO Coarse 50%	G4/ISO Coarse 60%	M5/ePM10 50%
UltraKasFL	296	296	20	0,08	420	40	50	90
	296	592	20	0,16	850	40	50	90
	592	592	20	0,32	1700	40	50	90

We reserve the right to make changes to the technical specifications at any time without prior notice, resulting from the continuous improvement of our products.

UltraKas



1. Synthetic nonwovens
- 100% polyester
2. Low pressure drop
3. Long filter lifespan
4. Resistance to humidity
5. Flame retardant (F1 acc. DIN 53438)
6. Standard & special dimensions

* The final operating pressure drop of the filters should be checked in the technical documentation or consulted with the manufacturer of the equipment being operated.

* All technical parameters provided in this specification are for informational purposes only. Actual values may differ by up to $\pm 10\%$ from the stated figures. The manufacturer assumes no responsibility for any consequences arising from the selection of filters in non-standard sizes based solely on the user's own calculations.

ISO 16890 Class: ISO Coarse 50%,
ISO Coarse 80%, ePM10 50%

*Final pressure drop derived from
the filter test standard: 200 Pa

EN 779:2012 Class: G3, G4, M5

*Final pressure drop derived from
the filter test standard: 250 Pa

Average filtration rate [A_m]: $>90\%$

Efficiency: $>25\% < 35\%$

Max. operating temperature: 80°C

Permissible humidity: $<100\%$

Filtration material: innovative pleated synthetic material. UltraKas filters have a low initial drop, and because of the stiffened material, they can be used without the reinforcing nets. The bonding between the filter medium and the casing ensures stabilization of the nonwoven fabric and 100% tightness.

Construction: UltraKas filter technology is designed to increase the filtration area and dust absorption, which translates to longer filter service life. The pleated synthetic nonwoven is glued into a galvanized steel or stainless steel frame. Thanks to the use of high-quality glue, we can be sure that the insert is safely kept in the frame even at a very high air flow. Standard-depth filters can be made in a plastic frame.


Application: pre-filtration air filters for air conditioning, ventilation and heating systems. Due to high dust absorption at low pressure drops, the filters can be used in public buildings as well as in food, pharmaceutical and machine industries.

Technical data

Product	Dimensions [mm]			Filtration Area [m ²]	Air Flow Rate [m ³ /h]	Initial Pressure Drop [Pa]		
	W	H	D			G3/ISO Coarse 50%	G4/ISO Coarse 80%	M5/ePM10 50%
UltraKas	287	287	48	0,20	850	55	65	75
	287	287	96	0,23	1000	65	75	85
	287	592	48	0,42	1700	55	65	75
	287	592	96	0,48	2100	65	75	85
	490	592	48	0,73	2800	55	65	75
	490	592	96	0,83	3400	65	75	85
	592	592	48	0,88	3400	55	65	75
	592	592	96	1,00	3400	50	60	70

We reserve the right to make changes to the technical specifications at any time without prior notice, resulting from the continuous improvement of our products.

UltraKas Plus



ISO 16890 Class: ISO Coarse 50%,
ISO Coarse 80%, ePM10 50%

*Final pressure drop derived from
the filter test standard: 200 Pa

EN 779:2012 Class: G3, G4, M5

*Final pressure drop derived from
the filter test standard: 250 Pa

Max. operating temperature: 100°C

Permissible humidity: <100%

Filtration material: technology based on thermal bonding of pure, homogeneous and durable synthetic fibers (100% polyester), progressively built-up (increasing fiber density) to ensure maximum efficiency in removing dust from the air with minimal pressure drop and long filter service life, resulting in low operating and maintenance costs.

Construction: UltraKas Plus filters use metal mesh on the inlet and outlet using progressively built-up material, which results in increased dust absorption. The applied mesh guarantees stabilization and proper work of the filtering medium. The filters are available with galvanized steel or stainless steel frames. Filters with standard depths can be made in plastic frames. Filters may be equipped with a 25 mm thick flanges.

Application: pre-filtration air filters for air conditioning, ventilation and heating systems. Due to high dust absorption at low pressure drops, the filters can be used in public buildings as well as in food, pharmaceutical and machine industries. The UltraKas Plus filter finds its recommended use in environments with significantly increased dust levels.

1. Synthetic nonwovens
- 100% polyester
2. High dust absorbency
3. Low pressure drop
4. Long filter lifespan
5. Resistance to humidity
6. Flame retardant (Fl acc. DIN 53438)
7. Standard & special dimensions

* The final operating pressure drop of the filters should be checked in the technical documentation or consulted with the manufacturer of the equipment being operated.

* All technical parameters provided in this specification are for informational purposes only. Actual values may differ by up to ±10% from the stated figures. The manufacturer assumes no responsibility for any consequences arising from the selection of filters in non-standard sizes based solely on the user's own calcula-

Technical data

Product	Dimensions [mm]			Filtration Area [m ²]	Air Flow Rate [m ³ /h]	Initial Pressure Drop [Pa]		
	W	H	D			G3/ISO Coarse 50%	G4/ISO Coarse 80%	M5/ePM10 50%
UltraKas Plus	287	287	48	0,16	850	65	75	85
	287	287	96	0,19	1000	75	85	95
	287	592	48	0,34	1700	65	75	85
	287	592	96	0,39	2100	75	85	95
	490	592	48	0,58	2800	65	75	85
	490	592	96	0,66	3400	75	85	95
	592	592	48	0,70	3400	65	75	85
	592	592	96	0,79	3400	60	70	80

We reserve the right to make changes to the technical specifications at any time without prior notice, resulting from the continuous improvement of our products.

cassette filters

UltraFlo



ISO 16890 Class: ePM10 65%, ePM2,5 65%, ePM1 60%

*Final pressure drop derived from the filter test standard: 200 Pa

EN 779:2012 Class: M6, F7, F8

*Final pressure drop derived from the filter test standard: 250 Pa

Max. operating temperature: 100°C

Permissible humidity: <100%

Construction: glass or synthetic nonwovens placed between two nets and pleated in a wave.

This stable package is then glued into a galvanized or stainless steel frame.

The filters can be optionally equipped with a 25 mm thick flange and a protective grid on the air outlet side.

We build UltraFlo filters in all sizes, but their depth should not exceed 300mm.

Application: in ventilation systems, wherever abnormally harsh working conditions may occur: sudden shocks, temperature jumps, variable flows.

1. Synthetic or glass nonwovens
2. High dust absorbency
3. Low pressure drop
4. Long filter lifespan
5. Standard & special dimensions

* The final operating pressure drop of the filters should be checked in the technical documentation or consulted with the manufacturer of the equipment being operated.

* All technical parameters provided in this specification are for informational purposes only. Actual values may differ by up to ±10% from the stated figures. The manufacturer assumes no responsibility for any consequences arising from the selection of filters in non-standard sizes based solely on the user's own calculations.

Technical data

Product	Dimensions [mm]			Filtration Area [m ²]	Air Flow Rate [m ³ /h]	Initial Pressure Drop [Pa]		
	W	H	D			M6/ePM10 65%	F7/ePM2,5 65%	F8/ePM1 60%
UltraFlo	300	600	150	1,3	1000	60	100	140
	300	600	300	2,6	1700	70	120	170
	500	500	150	1,8	1450	60	100	140
	500	500	300	3,6	2350	70	120	170
	500	600	150	2,2	1700	60	100	140
	500	600	300	4,4	2800	70	120	170
	600	600	150	2,7	2100	60	100	140
	600	600	300	5,4	3400	70	120	170

We reserve the right to make changes to the technical specifications at any time without prior notice, resulting from the continuous improvement of our products.

05

CARDBOARD FILTERS

UltraAzur	53
UltraKart 4S	54
UltraKart	55
UltraKart 3G	58
UltraKart 4G	60
UltraPac	62

cardboard filters

UltraAzur



1. FHP pump filters
2. Specialized glass nonwoven
3. High dust absorbency
4. Low pressure drop
5. Long filter lifespan
6. Low flow resistance
7. Resistance to humidity
8. Aesthetic look
9. Standard and custom sizes

ISO 16890 Class:	ISO Coarse 50%
EN 779:2012 Class:	G3
Average filtration efficiency (A_m):	85%
Nominal bandwidth:	2500-6300 m ³ /h/m ²
Initial resistance:	7-30 Pa
*Final pressure drop derived from the filter test standard:	120 Pa

Filtration material: dry glass nonwoven „Blue Glass”.

Casing: the case is made of moisture resistant laminated cardboard, special dry glass nonwoven glued into the cardboard case, additionally the air outlet can be reinforced with metal mesh.

Application: as air filters for FHP pumps; special construction and unique process of thermal bonding of glass fibers makes UltraAzur filters extremely durable, with enormous dust absorption capacity with minimal air flow resistance; after use the filters can be easily disposed of.

Standard Size Chart:

Nominal dimensions W x H x D [inch]	Actual dimensions W x H x D [mm]
12 x 24 x 1	292 x 596 x 19
14 x 20 x 1	345 x 496 x 19
14 x 24 x 1	345 x 596 x 19
14 x 25 x 1	345 x 622 x 19
16 x 20 x 1	395 x 496 x 19
16 x 24 x 1	395 x 596 x 19
16 x 25 x 1	395 x 622 x 19
18 x 25 x 1	448 x 596 x 19
20 x 20 x 1	496 x 496 x 19
20 x 25 x 1	496 x 622 x 19
24 x 24 x 1	596 x 596 x 19

The filters are manufactured in all sizes to fit various types of equipment.

* The final operating pressure drop of the filters should be checked in the technical documentation or consulted with the manufacturer of the equipment being operated.

* All technical parameters provided in this specification are for informational purposes only. Actual values may differ by up to ±10% from the stated figures. The manufacturer assumes no responsibility for any consequences arising from the selection of filters in non-standard sizes based solely on the user's own calculations.



UltraKart 4S

ISO 16890 Class:	ISO Coarse 70%
*Final pressure drop derived from the filter test standard:	200 Pa
EN 779:2012 Class:	G4
*Final pressure drop derived from the filter test standard:	250 Pa
Average filtration rate (A_m):	>90%
Efficiency (E_m):	-45%
Max. operating temperature:	80°C

Filtration material: new generation of filter material (polyolefin) laminated with a metal mesh.

Casing: foil-coated waterproof cardboard. Optionally, the filters can be framed in galvanized steel or plastic (50 mm and 100 mm thick).

Casing: wavy pleated synthetic nonwoven reinforced with mesh, glued into a frame.

Application: preliminary air purification filter in air conditioning, ventilation and heating installations.

Due to their high efficiency at low pressure drops, the filters can be used in offices, schools, theaters, hospitals, swimming pools, shopping malls, hotels, paint shops, food processing, pharmaceutical and machinery industries.

* The final operating pressure drop of the filters should be checked in the technical documentation or consulted with the manufacturer of the equipment being operated.

* All technical parameters provided in this specification are for informational purposes only. Actual values may differ by up to ±10% from the stated figures. The manufacturer assumes no responsibility for any consequences arising from the selection of filters in non-standard sizes based solely on the user's own calculations.

1. High dust absorbency
2. Low pressure drop
3. Long filter lifespan
4. Low energy costs
5. Resistance to humidity
6. Easy and simple maintenance
7. Standard and custom sizes

54

Technical data

Product	Dimensions [mm]			Filtration Area [m ²]	Air Flow Rate [m ³ /h]	Initial Pressure Drop [Pa] G4/ISO Coarse 70%
	W	H	D			
UltraKart4S	375	375	48	0,35	660	40
	375	375	96	0,51	800	45
	490	490	48	0,6	1190	40
	490	490	96	0,86	1420	45
	592	292	48	0,43	850	40
	592	292	96	0,62	1020	45
	592	492	48	0,73	1200	40
	592	492	96	1,05	1450	45
	592	592	48	0,88	1700	40
	592	592	96	1,26	2040	45
	620	496	48	0,77	1480	40
	620	496	96	1,11	1770	45

We reserve the right to make changes to the technical specifications at any time without prior notice, resulting from the continuous improvement of our products.

cardboard filters

UltraKart



1. High dust absorbency
2. Low pressure drop
3. Long filter lifespan
4. Low energy costs
5. Resistance to humidity
6. Easy and simple maintenance
7. Standard and custom sizes

ISO 16890 Class: ISO Coarse 50%,
ISO Coarse 80%, ePM10 50%

*Final pressure drop derived from
the filter test standard: 200 Pa

EN 779:2012 Class: G3, G4, M5

*Final pressure drop derived from
the filter test standard: 250 Pa

Average filtration rate (A_m): >90%

Efficiency: >25%<35%

>45%<55%

Max. operating temperature: 80°C

Permissible relative humidity: <80%

Filtration material: innovative pleated synthetic material.

Casing: foil-coated waterproof cardboard.

Optionally, the filters come in a galvanized steel or plastic frame (50 mm and 100 mm thick).

Application: due to their high efficiency at low pressure drops, the filters can be used in offices, schools, theaters, hospitals, swimming pools, shopping malls, hotels, paint shops, food processing, pharmaceutical and machinery industries.

* The final operating pressure drop of the filters should be checked in the technical documentation or consulted with the manufacturer of the equipment being operated.

* All technical parameters provided in this specification are for informational purposes only. Actual values may differ by up to ±10% from the stated figures. The manufacturer assumes no responsibility for any consequences arising from the selection of filters in non-standard sizes based solely on the user's own calculations.

Technical data

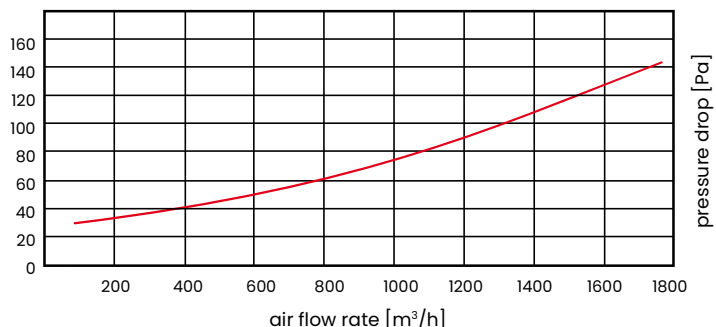
Product	Dimensions [mm]			Filtration Area [m ²]	Air Flow Rate [m ³ /h]	Initial Pressure Drop [Pa]		
	W	H	D			G3/ISO Coarse 50%	G4/ISO Coarse 80%	M5/ePM10 50%
UltraKart	287	287	48	0,2	850	55	65	75
	287	287	96	0,3	1000	65	75	85
	287	592	48	0,42	1700	55	65	75
	287	592	96	0,61	2100	65	75	85
	490	592	48	0,73	2800	55	65	75
	490	592	96	1,04	3400	65	75	85
	592	592	48	0,88	3400	55	65	75
	592	592	96	1,26	3400	50	60	70

We reserve the right to make changes to the technical specifications at any time without prior notice, resulting from the continuous improvement of our products.

cardboard filters

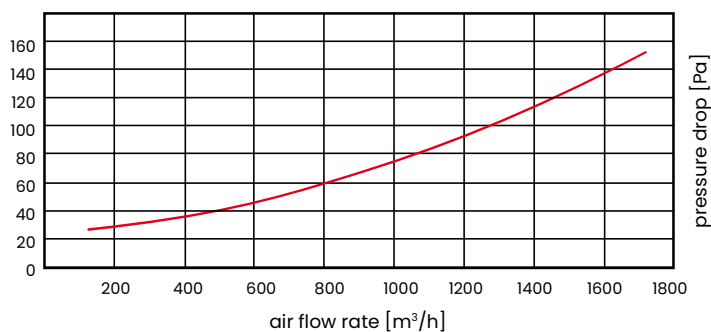
UltraKart size 287 287 96 (11 11 4")

Size [mm]	292 x 287 x 96	Front area [m ²] 0,0823
Size [in]	11 x 11 x 4	
Class	ISO Coarse 80%	
Air Flow Rate [m ³ /h]	1000 at the initial resistance of a clean filter 75 Pa	



UltraKart size 292 287 48 (11 11 2")

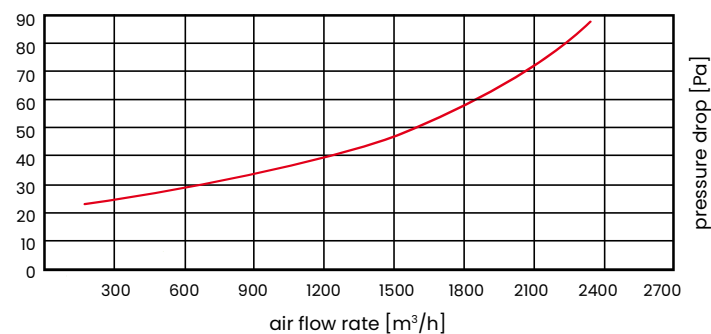
Size [mm]	292 x 287 x 48	Front area [m ²] 0,0823
Size [in]	11 x 11 x 2	
Class	ISO Coarse 80%	
Air Flow Rate [m ³ /h]	850 at the initial resistance of a clean filter 65 Pa	



56

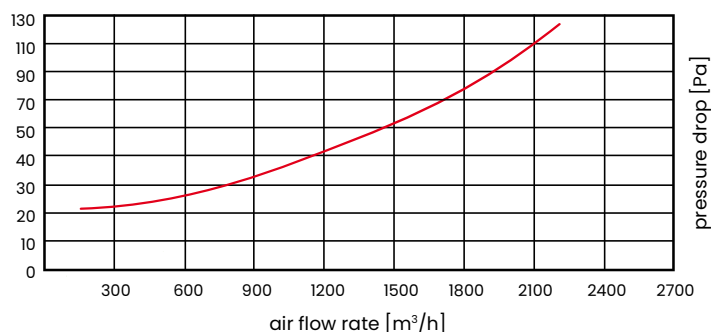
UltraKart size 287 592 96 (11 23 4")

Size [mm]	287 x 592 x 96	Front area [m ²] 0,1699
Size [in]	11 x 23 x 4	
Class	ISO Coarse 80%	
Air Flow Rate [m ³ /h]	2100 at the initial resistance of a clean filter 65 Pa	



UltraKart size 287 592 48 (11 23 2")

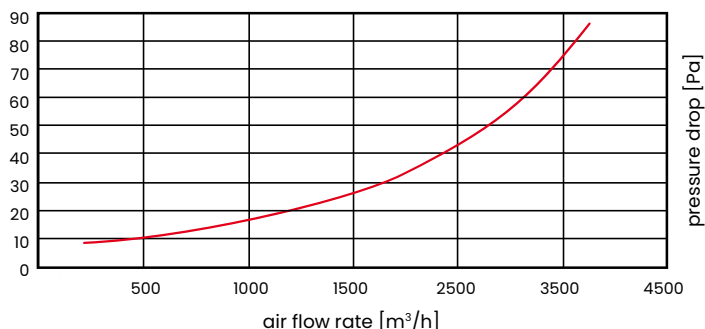
Size [mm]	287 x 592 x 48	Front area [m ²] 0,1699
Size [in]	11 x 23 x 2	
Class	ISO Coarse 80%	
Air Flow Rate [m ³ /h]	1700 at the initial resistance of a clean filter 75 Pa	



We reserve the right to make changes to the technical specifications at any time without prior notice, resulting from the continuous improvement of our products.

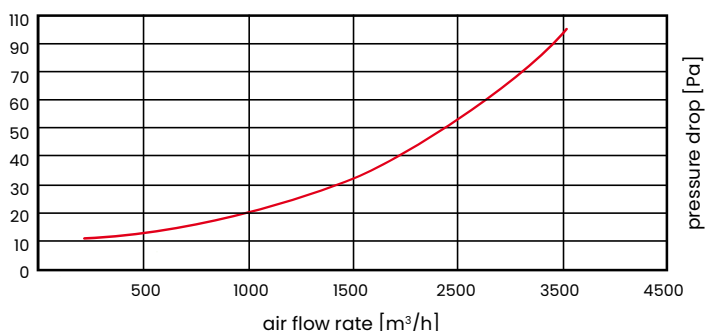
UltraKart size 490 592 96 (19 23 4")

Size [mm]	490 x 592 x 96	Front area [m ²] 0,290
Size [in]	19 x 23 x 4	
Class	ISO Coarse 80%	
Air Flow Rate [m ³ /h]	3400 at the initial resistance of a clean filter 75 Pa	



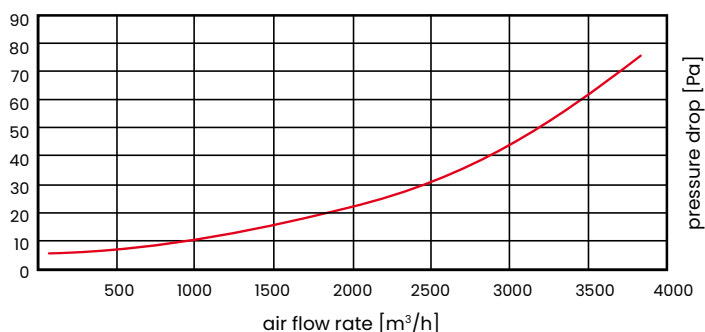
UltraKart size 490 592 48 (19 23 2")

Size [mm]	490 x 592 x 48	Front area [m ²] 0,290
Size [in]	19 x 23 x 2	
Class	ISO Coarse 80%	
Air Flow Rate [m ³ /h]	2800 at the initial resistance of a clean filter 65 Pa	



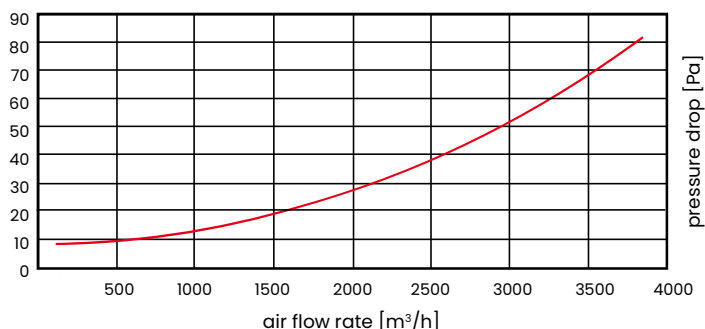
UltraKart size 592 592 96 (23 23 4")

Size [mm]	592 x 592 x 96	Front area [m ²] 0,3505
Size [in]	23 x 23 x 4	
Class	ISO Coarse 80%	
Air Flow Rate [m ³ /h]	3400 at the initial resistance of a clean filter 55 Pa	



UltraKart size 592 592 48 (23 23 2")

Size [mm]	592 x 592 x 48	Front area [m ²] 0,3505
Size [in]	23 x 23 x 2	
Class	ISO Coarse 80%	
Air Flow Rate [m ³ /h]	3400 at the initial resistance of a clean filter 65 Pa	



We reserve the right to make changes to the technical specifications at any time without prior notice, resulting from the continuous improvement of our products.

cardboard filters



UltraKart 3G

ISO 16890 Class:	ISO Coarse 50%
*Final pressure drop derived from the filter test standard:	200 Pa
EN 779:2012 Class:	G3
*Final pressure drop derived from the filter test standard:	250 Pa
Average filtration rate (A_m):	>84,1 %
Permissible relative humidity:	<80%

Filtration material: technology based on thermal bonding of pure, homogeneous and durable glass fibers, progressively built-up (increasing fiber density) to ensure maximum efficiency in removing dust from the air with minimal pressure drop and long filter service life, resulting in low operating and maintenance costs.

Casing: the case is made of moisture resistant laminated cardboard

Oiled glass nonwoven, laid flat, glued into a cardboard case.

The filters can also be embedded in a galvanized steel or plastic frame (50 mm or 100 mm thick).

Application: due to their high efficiency at low pressure drops, the filters can be used in offices, schools, theaters, hospitals, swimming pools, shopping malls, hotels, paint shops, food processing, pharmaceutical and machinery industries.

1. High dust absorbency
2. Low pressure drop
3. Long filter lifespan
4. Low energy costs
5. Resistance to humidity
6. Easy and simple maintenance
7. Standard and custom sizes

58

* The final operating pressure drop of the filters should be checked in the technical documentation or consulted with the manufacturer of the equipment being operated.

* All technical parameters provided in this specification are for informational purposes only. Actual values may differ by up to ±10% from the stated figures. The manufacturer assumes no responsibility for any consequences arising from the selection of filters in non-standard sizes based solely on the user's own calculations.

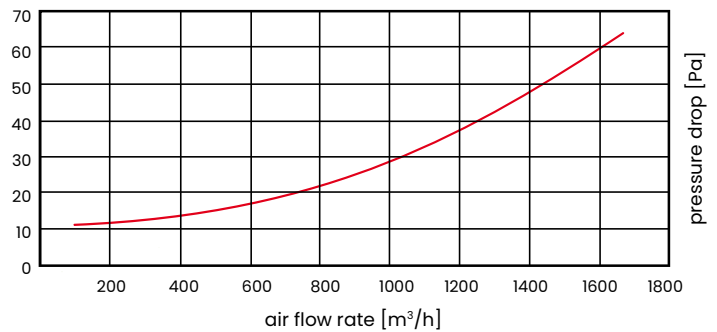
Technical data

Product	Dimensions [mm]			Front Filtration Area[m ²]	Air Flow Rate [m ³ /h]	Initial Pressure Drop [Pa]
	W	H	D			G3/ISO Coarse 50%
UltraKart3G	287	592	48	0,17	1200	35
	345	496	48	0,17	1150	35
	496	496	48	0,25	1700	35
	592	592	48	0,36	2400	35

We reserve the right to make changes to the technical specifications at any time without prior notice, resulting from the continuous improvement of our products.

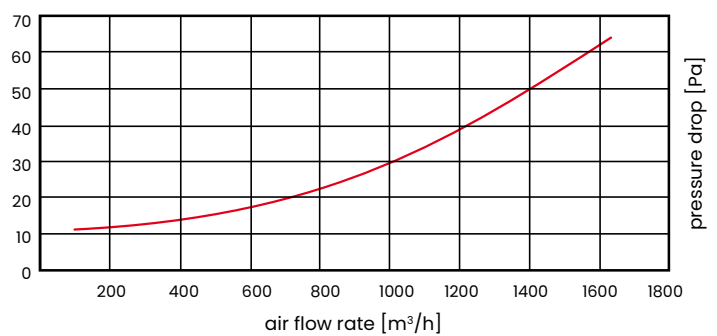
UltraKas 3G size 287 592 48 (11 23 2")

Size [mm]	287 x 592 x 48	Front area [m ²] 0,1740
Size [in]	11 x 23 x 2	
Class	ISO Coarse 50%	
Air Flow Rate [m ³ /h]	1200 at the initial resistance of a clean filter 35 Pa	



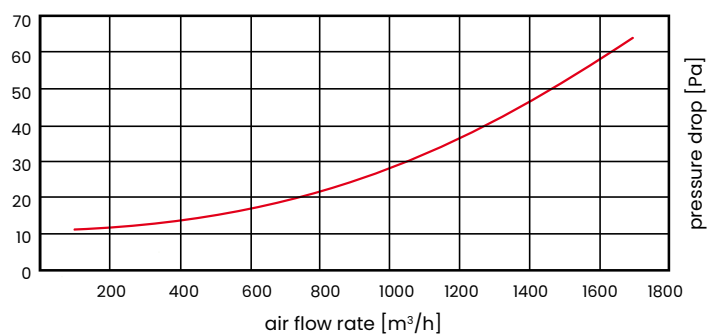
UltraKas 3G size 345 496 48 (14 20 2")

Size [mm]	345 x 496 x 48	Front area [m ²] 0,1711
Size [in]	14 x 20 x 2	
Class	ISO Coarse 50%	
Air Flow Rate [m ³ /h]	1150 at the initial resistance of a clean filter 35 Pa	



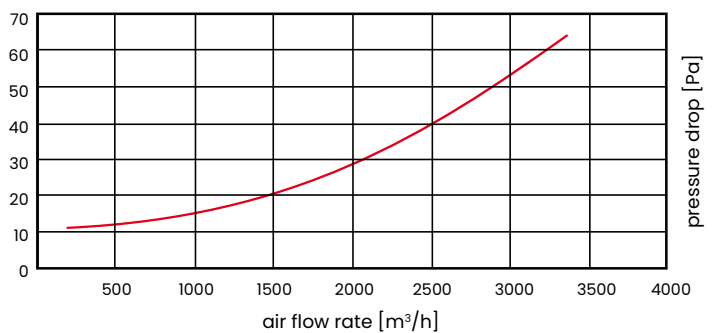
UltraKas 3G size 496 496 48 (20 20 2")

Size [mm]	496 x 496 x 48	Front area [m ²] 0,2460
Size [in]	20 x 20 x 2	
Class	ISO Coarse 50%	
Air Flow Rate [m ³ /h]	1700 at the initial resistance of a clean filter 35 Pa	



UltraKas 3G size 592 592 48 (23 23 2")

Size [mm]	592 x 592 x 48	Front area [m ²] 0,3552
Size [in]	23 x 23 x 2	
Class	ISO Coarse 50%	
Air Flow Rate [m ³ /h]	2400 at the initial resistance of a clean filter 35 Pa	



We reserve the right to make changes to the technical specifications at any time without prior notice, resulting from the continuous improvement of our products.

cardboard filters

UltraKart 4G



60

1. High dust absorbency
2. Low pressure drop
3. Long filter lifespan
4. Low energy costs
5. Resistance to humidity
6. Easy and simple maintenance
7. Standard and custom sizes

ISO 16890 Class: ISO Coarse 60%

*Final pressure drop derived from the filter test standard: 200 Pa

EN 779:2012 Class: G4

*Final pressure drop derived from the filter test standard: 250 Pa

Average filtration rate (A_m): >90%

Permissible relative humidity: <80%

Filtration material: technology based on thermal bonding of pure, homogeneous and durable glass fibers, progressively built-up (increasing fiber density) to ensure maximum efficiency in removing dust from the air with minimal pressure drop and long filter service life, resulting in low operating and maintenance costs.

Casing: the case is made of moisture resistant laminated cardboard

Oiled glass nonwoven, laid flat, glued into a cardboard case.

The filters can also be embedded in a galvanized steel or plastic frame (50 mm or 100 mm thick).

Application: preliminary air purification filter in air conditioning, ventilation and heating installations. Due to their high efficiency at low pressure drops, the filters can be used in offices, schools, theaters, hospitals, swimming pools, shopping malls, hotels, paint shops, food processing, pharmaceutical and machinery industries.

* The final operating pressure drop of the filters should be checked in the technical documentation or consulted with the manufacturer of the equipment being operated.

* All technical parameters provided in this specification are for informational purposes only. Actual values may differ by up to $\pm 10\%$ from the stated figures. The manufacturer assumes no responsibility for any consequences arising from the selection of filters in non-standard sizes based solely on the user's own calculations.

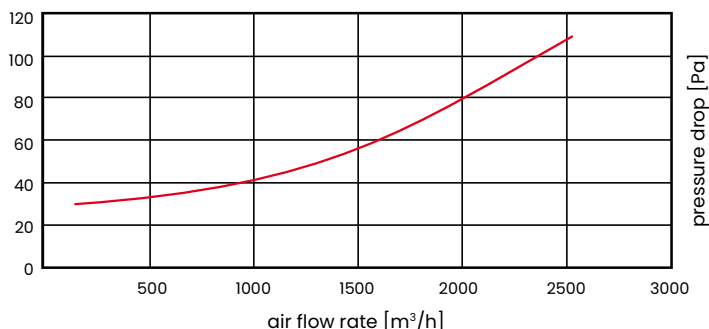
Technical data

Product	Dimensions [mm]			Front Filtration Area [m ²]	Air Flow Rate [m ³ /h]	Initial Pressure Drop [Pa]
	W	H	D			G4/ISO Coarse 60%
UltraKart4G	287	592	96	0,17	1700	65
	345	496	96	0,17	1700	65
	496	496	96	0,25	2400	65
	592	592	96	0,36	3400	65

We reserve the right to make changes to the technical specifications at any time without prior notice, resulting from the continuous improvement of our products.

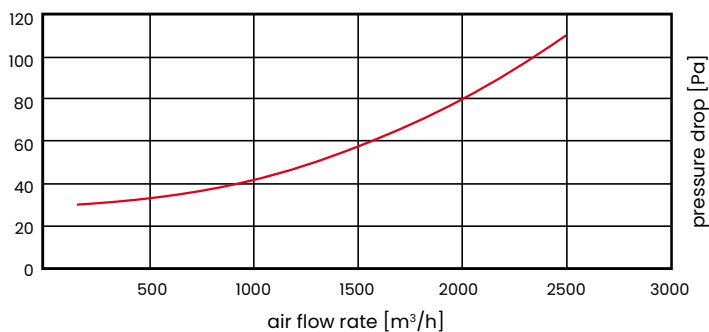
UltraKart 4G size 287 592 96 (12 24 4")

Size [mm]	292 x 592 x 96	Front area [m ²] 0,1729
Size [in]	11 x 23 x 4	
Class	ISO Coarse 60%	
Air Flow Rate [m ³ /h]	1700 at the initial resistance of a clean filter 65 Pa	



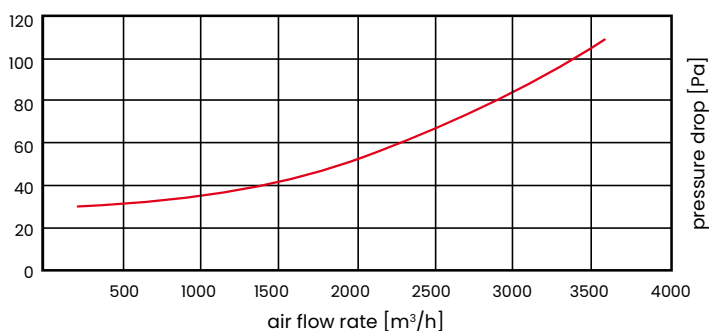
UltraKart 4G size 345 496 96 (14 20 4")

Size [mm]	345 x 496 x 96	Front area [m ²] 0,1711
Size [in]	14 x 20 x 4	
Class	ISO Coarse 60%	
Air Flow Rate [m ³ /h]	1684 at the initial resistance of a clean filter 65 Pa	



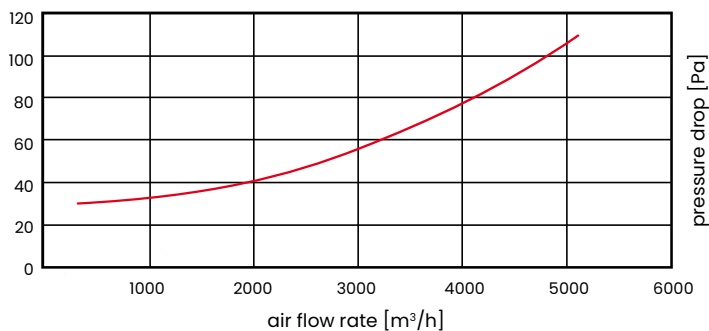
UltraKart 4G size 496 496 96 (20 20 4")

Size [mm]	496 x 496 x 96	Front area [m ²] 0,2460
Size [in]	20 x 20 x 4	
Class	ISO Coarse 60%	
Air Flow Rate [m ³ /h]	2400 at the initial resistance of a clean filter 65 Pa	



UltraKart 4G size 592 592 96 (24 24 4")

Size [mm]	592 x 592 x 96	Front area [m ²] 0,3505
Size [in]	23 x 23 x 4	
Class	ISO Coarse 60%	
Air Flow Rate [m ³ /h]	3450 at the initial resistance of a clean filter 65 Pa	



We reserve the right to make changes to the technical specifications at any time without prior notice, resulting from the continuous improvement of our products.

cardboard filters

UltraPac



ISO 16890 Class: ePM10 55%, ePM10 65%,
ePM1 60%, ePM1 70%, ePM1 80%

*Final pressure drop derived from
the filter test standard: 300 Pa

EN 779:2012 Class: M5, M6, F7, F8, F9

*Final pressure drop derived from
the filter test standard: 450 Pa

Depth [D]: 25, 48, 96, 130 mm

Temperature resistance: <80°C

Filtration material: insert made of glass or synthetic nonwoven (100% polypropylene), formed into filter packs in minipleat technology with hot melt separators.

Casing: cardboard coated with foil, galvanized steel, stainless steel, or plastic.

Optional: in steel frame filters protective mesh on both sides, 25 mm flange on one side; seal

Application: wherever the highest air purity is required; used in pharmaceutical, electronic, medical and food industries.

* The final operating pressure drop of the filters should be checked in the technical documentation or consulted with the manufacturer of the equipment being operated.

* All technical parameters provided in this specification are for informational purposes only. Actual values may differ by up to ±10% from the stated figures. The manufacturer assumes no responsibility for any consequences arising from the selection of filters in non-standard sizes based solely on the user's own calculations. *zmiarach, opartego wyłącznie na samodzielnych obliczeniach użytkownika.*

- 62
1. High efficiency
 2. Long filter lifespan
 3. Glass or synthetic nonwoven insert
 4. Low operating costs
 5. Resistant to high temperatures



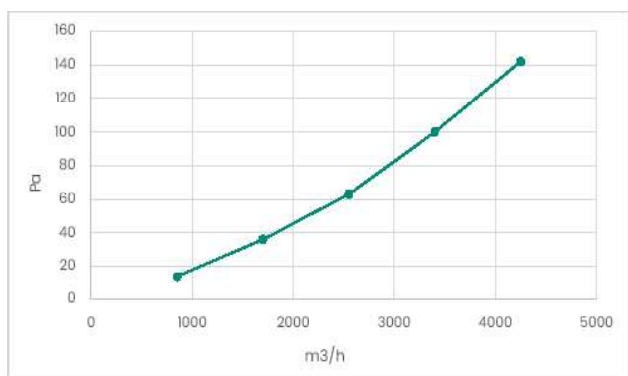
We reserve the right to make changes to the technical specifications at any time without prior notice, resulting from the continuous improvement of our products.

Technical data

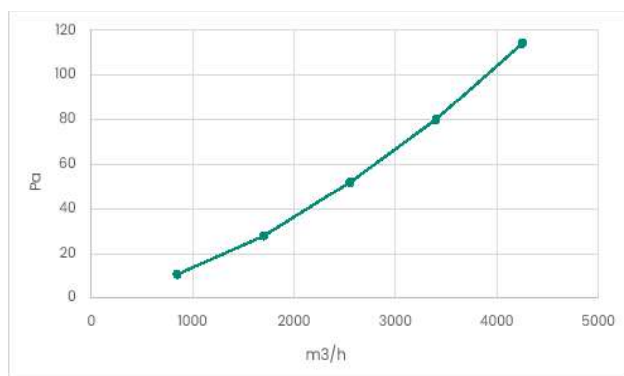
Product	Wymiary [mm]			Filtration Area [m ²]	Air Flow Rate [m ³ /h]	Initial Pressure Drop [Pa]				
	W	H	D			M5/ePM10 55%	M6/ePM10 65%	F7/ePM1 60%	F8/ePM1 70%	F9/ePM1 80%
UltraPac	296	296	48	1,5	640	63	82	117	161	206
	296	296	96	3	850	80	103	141	169	195
	592	592	48	5,8	2550	63	82	117	161	206
	592	592	96	12,2	3400	80	103	141	169	195

UltraPac 5

592x592x48 [mm]

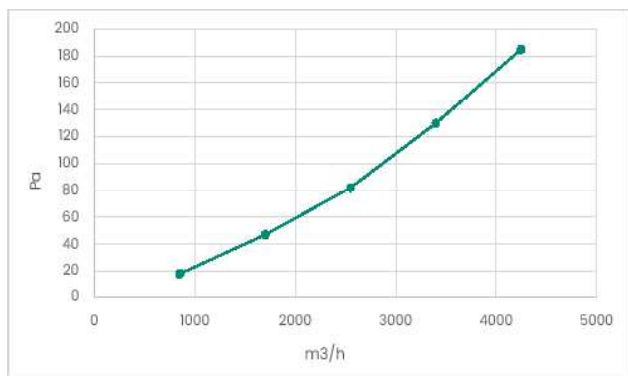


592x592x96 [mm]

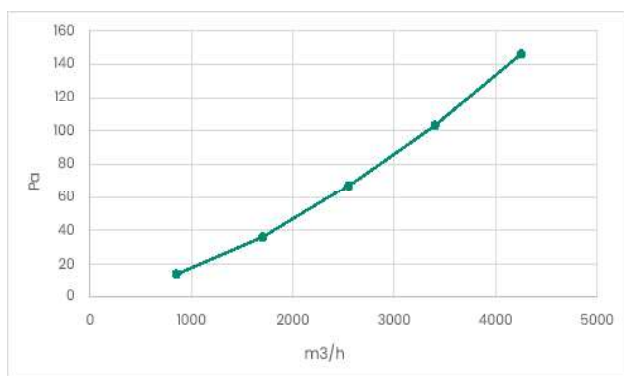


UltraPac 6

592x592x48 [mm]



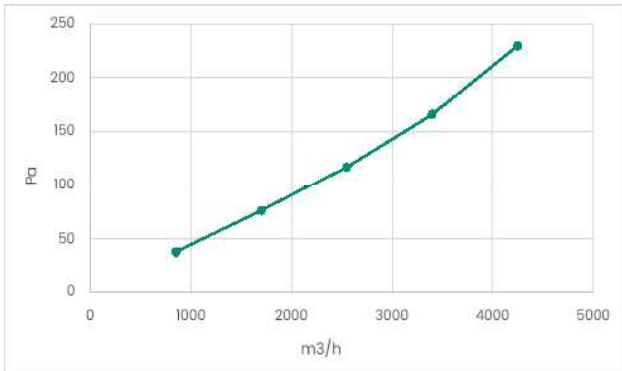
592x592x96 [mm]



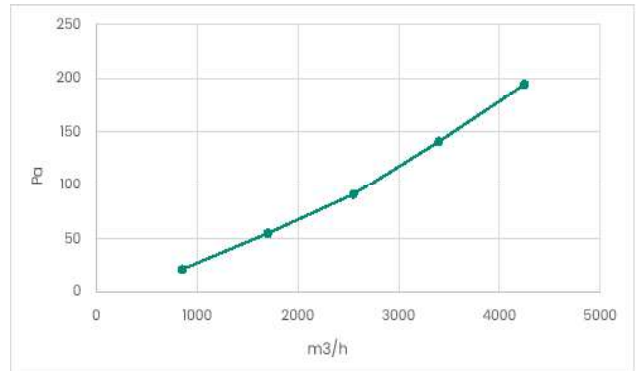
We reserve the right to make changes to the technical specifications at any time without prior notice, resulting from the continuous improvement of our products.

UltraPac 7

592x592x48 [mm]

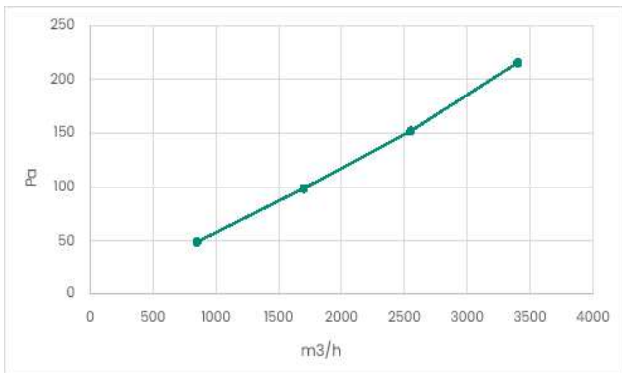


592x592x96 [mm]

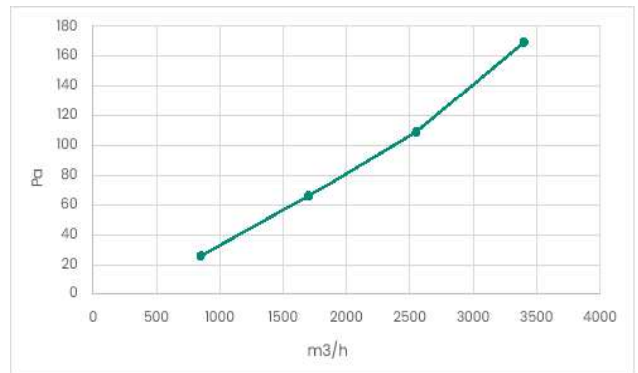


UltraPac 8

592x592x48 [mm]

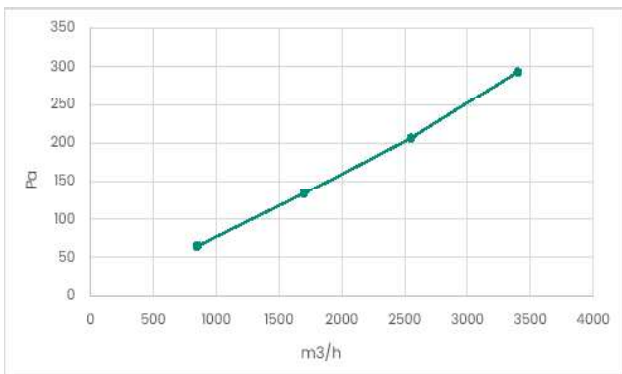


592x592x96 [mm]

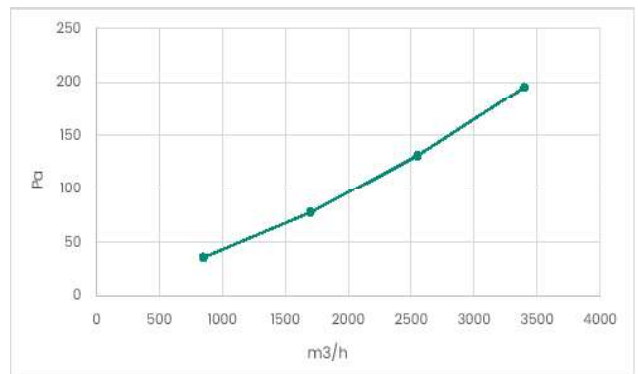


UltraPac 9

592x592x48 [mm]



592x592x96 [mm]



We reserve the right to make changes to the technical specifications at any time without prior notice, resulting from the continuous improvement of our products.

06

POCKET FILTERS SYNTHETIC

UltraTec 3	66
UltraTec 4	69
UltraTec 5	72
UltraTec 6	75
UltraTec 7	79
UltraTec 8	83
UltraTec 9	87



UltraTec 3

ISO 16890 Class:	ISO Coarse 50%
*Final pressure drop derived from the filter test standard:	200 Pa
EN 779:2012 Class:	G3
*Final pressure drop derived from the filter test standard:	250Pa
Average filtration rate (A_m):	>84,1 %
Max. operating temperature:	<100°C
Permissible relative humidity:	<100%

Filtration material: technology based on thermal bonding of pure, homogeneous and durable synthetic nonwovens, (100% polyester) progressively built-up (increasing fiber density). The open structure of the nonwoven on the air inlet side, progressively thickening towards the outlet causes larger particles of dirt to be stopped in the upper part of the filtration layer and smaller ones penetrate deep into the nonwoven. This technology makes it possible to retain much more contaminants, minimizes the increase in resistance to the flowing air, and prevents the accumulation of contaminants on the surface of the filter material. Maximum long-term air purification efficiency with minimum pressure drop. Very high dirt-holding capacity with mechanical strength results in low operating and maintenance costs.

Casing: perfectly airtight and very durable construction: pockets sewn or welded together and placed on a wire grid of $\varnothing=3.5$ mm and framed in galvanized sheet metal; alternatively, design suitable for disposal in waste incineration plants: pockets placed in a stable plastic frame. Long-term air purification efficiency with minimum pressure drop. Very high dirt-holding capacity with mechanical strength results in low operating and maintenance costs.

Application: preliminary air purification filter for air conditioning, ventilation and heating systems; thanks to high efficiency at low pressure drops the filters can be used in hospitals, offices, schools, theaters, shopping malls, hotels, paint shops, pharmaceutical, food, automotive, machinery, and other industries.


1. Synthetic nonwovens - 100% polyester
2. High dust absorbency
3. Low pressure drop
4. Long filter lifespan
5. Low energy costs
6. Resistance to humidity
7. Flame retardant (F1 acc. DIN 53438)
8. Standard and custom sizes
9. Certified quality

The air supplied by ventilation and air conditioning systems is as clean as the filters clean it, and therefore the quality of the filters, their reliability, and durability have an enormous impact on the assessment of the operation of the whole ventilation system.

* The final operating pressure drop of the filters should be checked in the technical documentation or consulted with the manufacturer of the equipment being operated.

* All technical parameters provided in this specification are for informational purposes only. Actual values may differ by up to $\pm 10\%$ from the stated figures. The manufacturer assumes no responsibility for any consequences arising from the selection of filters in non-standard sizes based solely on the user's own calculations.

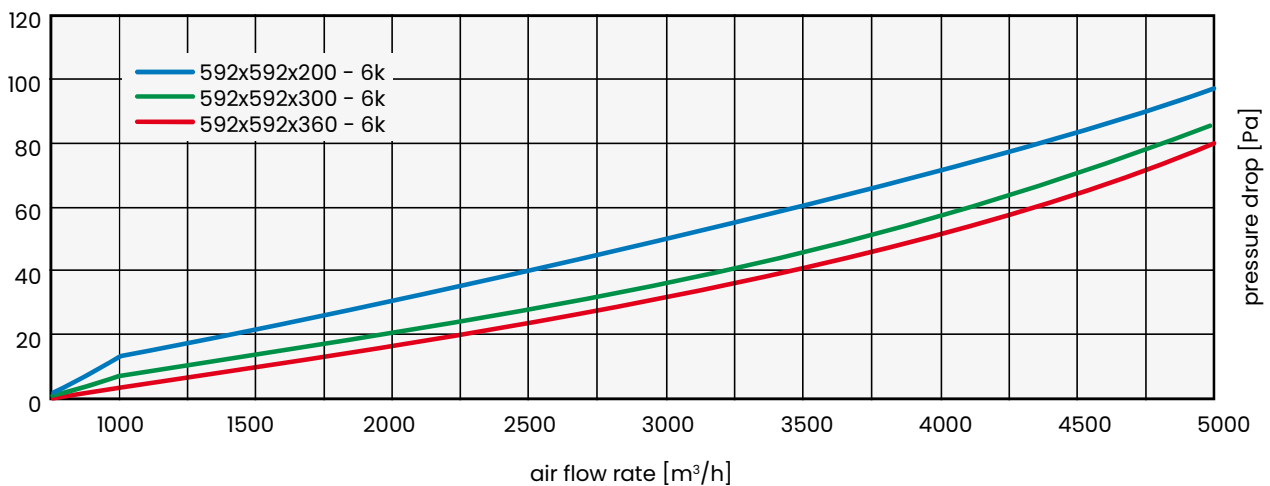
We reserve the right to make changes to the technical specifications at any time without prior notice, resulting from the continuous improvement of our products.




Product	UltraTec 3					
Frame dimensions [mm]	592x592			490x592		
Number of pockets [n]	6			5		
Air flow rate [m ³ /h]	3400			2700		
Pocket depth [mm]	360	300	200	360	300	200
Initial pressure drop [Pa]	36	45	61	36	45	61

Product	UltraTec 3					
Frame dimensions [mm]	287x592			287x287		
Number of pockets [n]	3			3		
Air flow rate [m ³ /h]	1700			800		
Pocket depth [mm]	360	300	200	360	300	200
Initial pressure drop [Pa]	36	45	61	36	45	61

Pressure loss as a function of flow rate for UltraTec 3 filters



We reserve the right to make changes to the technical specifications at any time without prior notice, resulting from the continuous improvement of our products.

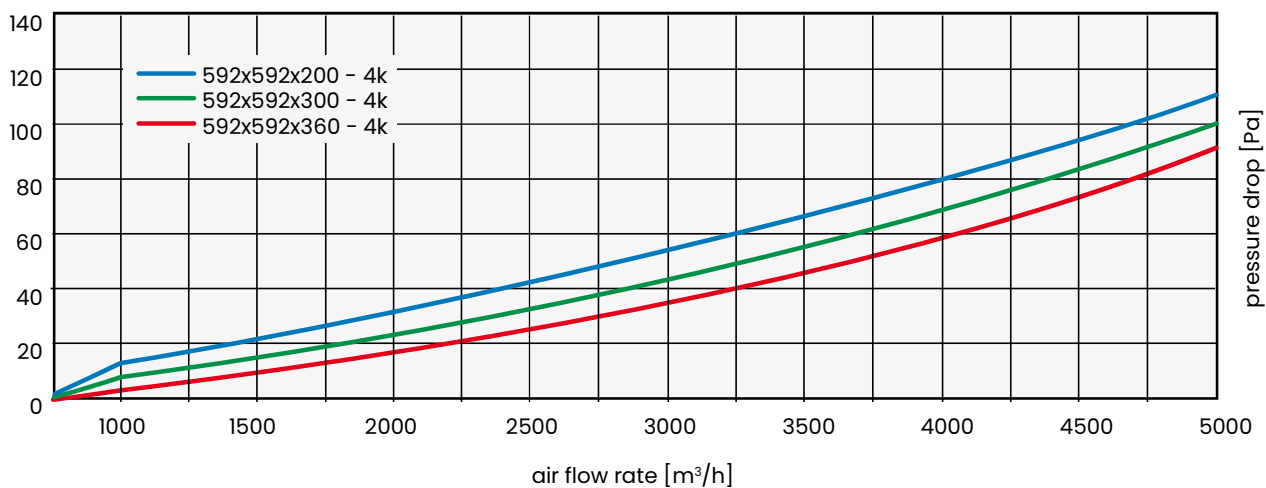


Product	UltraTec 3					
Frame dimensions [mm]	592x592			490x592		
Number of pockets [n]	4			3		
Air flow rate [m³/h]	3400			2700		
Pocket depth [mm]	360	300	200	360	300	200
Initial pressure drop [Pa]	42	51	67	42	51	67

Product	UltraTec 3					
Frame dimensions [mm]	287x592			287x287		
Number of pockets [n]	2			2		
Air flow rate [m³/h]	1700			800		
Pocket depth [mm]	360	300	200	360	300	200
Initial pressure drop [Pa]	42	51	67	42	51	67

68

Pressure loss as a function of flow rate for UltraTec 3 filters



We reserve the right to make changes to the technical specifications at any time without prior notice, resulting from the continuous improvement of our products.

pocket filters

UltraTec 4



1. Synthetic nonwovens
- 100% polyester
2. High dust absorbency
3. Low pressure drop
4. Long filter lifespan
5. Low energy costs
6. Resistance to humidity
7. Flame retardant (F1 acc. DIN 53438)
8. Standard and custom sizes
9. Certified quality

The air supplied by ventilation and air conditioning systems is as clean as the filters clean it, and therefore the quality of the filters, their reliability, and durability have an enormous impact on the assessment of the operation of the whole ventilation system.

* The final operating pressure drop of the filters should be checked in the technical documentation or consulted with the manufacturer of the equipment being operated.


* All technical parameters provided in this specification are for informational purposes only. Actual values may differ by up to $\pm 10\%$ from the stated figures. The manufacturer assumes no responsibility for any consequences arising from the selection of filters in non-standard sizes based solely on the user's own calculations.

ISO 16890 Class:	ISO Coarse 70%
*Final pressure drop derived from the filter test standard:	200 Pa
EN 779:2012 Class:	G4
*Final pressure drop derived from the filter test standard:	250 Pa
Average filtration rate (A_m):	>91,6 %
Max. operating temperature:	<100°C
Permissible relative humidity:	<100%

Filtration material: technology based on thermal bonding of pure, homogeneous and durable synthetic nonwovens, (100% polyester) progressively built-up (increasing fiber density). The open structure of the nonwoven on the air inlet side, progressively thickening towards the outlet causes larger particles of dirt to be stopped in the upper part of the filtration layer and smaller ones penetrate deep into the nonwoven. This technology makes it possible to retain much more contaminants, minimizes the increase in resistance to the flowing air, and prevents the accumulation of contaminants on the surface of the filter material. Maximum air purification efficiency with minimum pressure drop. Very high dirt-holding capacity with mechanical strength results in low operating and maintenance costs.

Casing: perfectly airtight and very durable construction: pockets sewn or welded together and placed on a wire grid of $\varnothing=3.5$ mm and framed in galvanized sheet metal; alternatively, design suitable for disposal in waste incineration plants: pockets placed in a stable plastic frame.

Application: preliminary air purification filter for air conditioning, ventilation and heating systems; thanks to high efficiency at low pressure drops the filters can be used in hospitals, offices, schools, theaters, shopping malls, hotels, paint shops, pharmaceutical, food, au

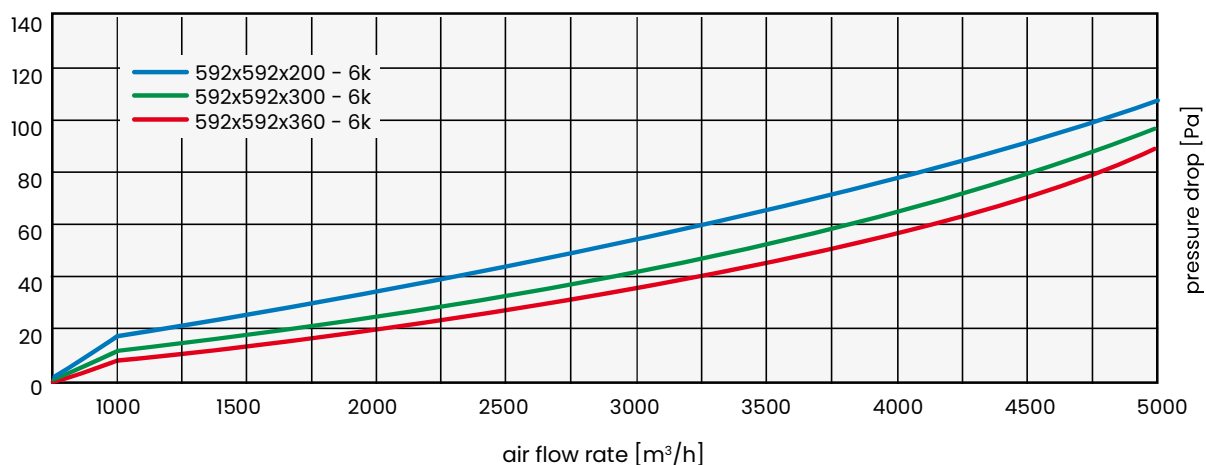


Product	UltraTec 4					
Frame dimensions [mm]	592x592			490x592		
Number of pockets [n]	6			5		
Air flow rate [m³/h]	3400			2700		
Pocket depth [mm]	360	300	200	360	300	200
Initial pressure drop [Pa]	40	49	66	40	49	66

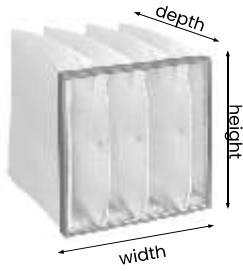
Product	UltraTec 4					
Frame dimensions [mm]	287x592			287x287		
Number of pockets [n]	3			3		
Air flow rate [m³/h]	1700			800		
Pocket depth [mm]	360	300	200	360	300	200
Initial pressure drop [Pa]	40	49	66	40	49	66

70

Pressure loss as a function of flow rate for UltraTec 4 filters



We reserve the right to make changes to the technical specifications at any time without prior notice, resulting from the continuous improvement of our products.

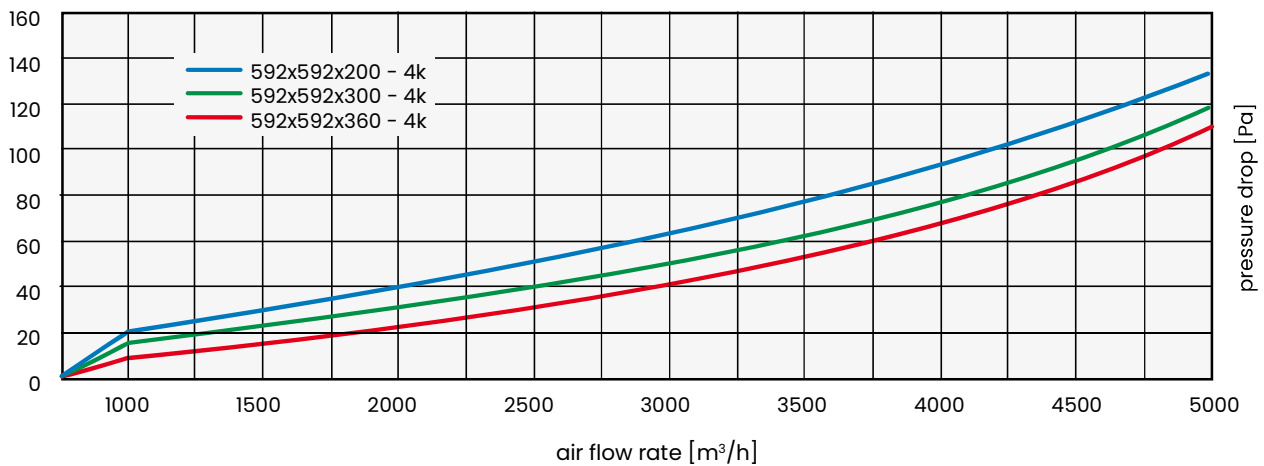


Produkt	UltraTec 4					
Frame dimensions [mm]	592x592			490x592		
Number of pockets [n]	4			3		
Air flow rate [m³/h]	3400			2700		
Pocket depth [mm]	360	300	200	360	300	200
Initial pressure drop [Pa]	48	57	72	48	57	72

Product	UltraTec 4					
Frame dimensions [mm]	287x592			287x287		
Number of pockets [n]	2			2		
Air flow rate [m³/h]	1700			800		
Pocket depth [mm]	360	300	200	360	300	200
Initial pressure drop [Pa]	48	57	72	48	57	72



Pressure loss as a function of flow rate for UltraTec 4 filters



We reserve the right to make changes to the technical specifications at any time without prior notice, resulting from the continuous improvement of our products.



UltraTec 5

ISO 16890 Class:	ePM10 50%
*Final pressure drop derived from the filter test standard:	300 Pa
EN 779:2012 Class:	M5
*Final pressure drop derived from the filter test standard:	450 Pa
Average filtration rate (A_m):	>96,6 %
Average efficiency (E_m):	>47,9 %
Max. operating temperature:	<100°C
Permissible relative humidity:	<100%

Filtration material: technology based on thermal bonding of pure, homogeneous and durable synthetic nonwovens, (100% polyester) progressively built-up (increasing fiber density). The open structure of the nonwoven on the air inlet side, progressively thickening towards the outlet causes larger particles of dirt to be stopped in the upper part of the filtration layer and smaller ones penetrate deep into the nonwoven. This technology makes it possible to retain much more contaminants, minimizes the increase in resistance to the flowing air, and prevents the accumulation of contaminants on the surface of the filter material. Maximum long-term air purification efficiency with minimum pressure drop. Very high dirt-holding capacity with mechanical strength results in low operating and maintenance costs.

Casing: perfectly airtight and very durable construction: pockets sewn or welded together and placed on a wire grid of $\varnothing=3.5$ mm and framed in galvanized sheet metal; alternatively, design suitable for disposal in waste incineration plants: pockets placed in a stable plastic frame.

Application: as 1st or 2nd stage filter for air purification in air conditioning, ventilation and heating systems; thanks to high efficiency at low pressure drops the filters can be used in hospitals, offices, schools, theaters, shopping malls, hotels, paint shops, pharmaceutical, food, automotive, and machinery industries.

72

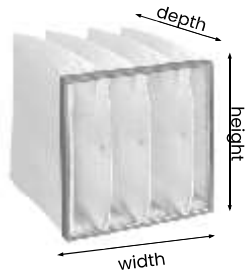
1. Synthetic nonwovens - 100% polyester
2. High dust absorbency
3. Low pressure drop
4. Long filter lifespan
5. Low energy costs
6. Resistance to humidity
7. Flame retardant (F1 acc. DIN 53438)
8. Standard and custom sizes
9. Certified quality

The air supplied by ventilation and air conditioning systems is as clean as the filters clean it, and therefore the quality of the filters, their reliability, and durability have an enormous impact on the assessment of the operation of the whole ventilation system.

* The final operating pressure drop of the filters should be checked in the technical documentation or consulted with the manufacturer of the equipment being operated.

* All technical parameters provided in this specification are for informational purposes only. Actual values may differ by up to $\pm 10\%$ from the stated figures. The manufacturer assumes no responsibility for any consequences arising from the selection of filters in non-standard sizes based solely on the user's own calculations.

We reserve the right to make changes to the technical specifications at any time without prior notice, resulting from the continuous improvement of our products.

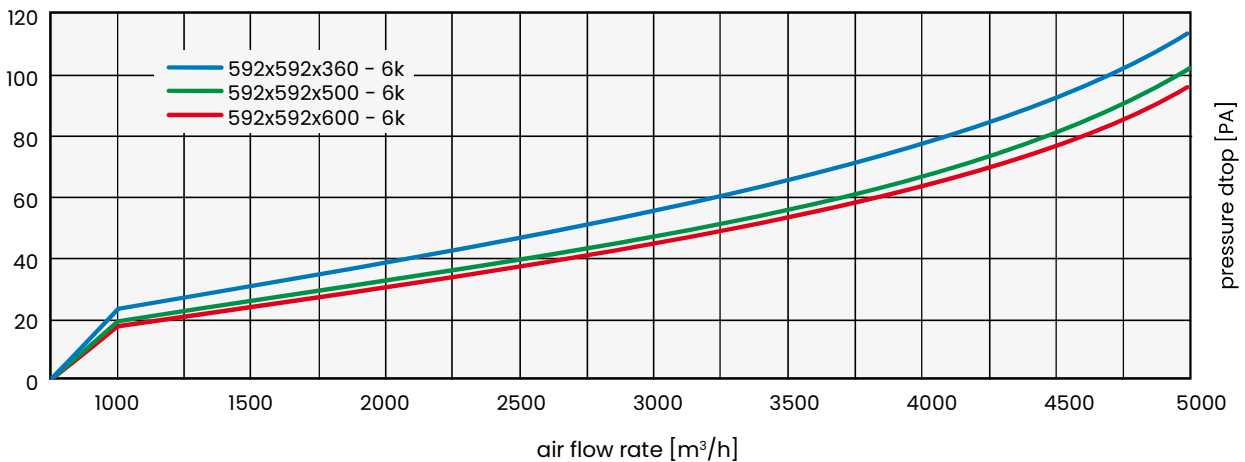


Product	UltraTec 5					
Frame dimensions [mm]	592x592			490x592		
Number of pockets [n]	6			5		
Air flow rate [m³/h]	3400			2700		
Pocket depth [mm]	600	500	360	600	500	360
Initial pressure drop [Pa]	50	55	65	50	55	65


Product	UltraTec 5					
Frame dimensions [mm]	287x592			287x287		
Number of pockets [n]	3			3		
Air flow rate [m³/h]	1700			800		
Pocket depth [mm]	600	500	360	600	500	360
Initial pressure drop [Pa]	50	55	65	50	55	65



Pressure loss as a function of flow rate for UltraTec 5 filters



We reserve the right to make changes to the technical specifications at any time without prior notice, resulting from the continuous improvement of our products.

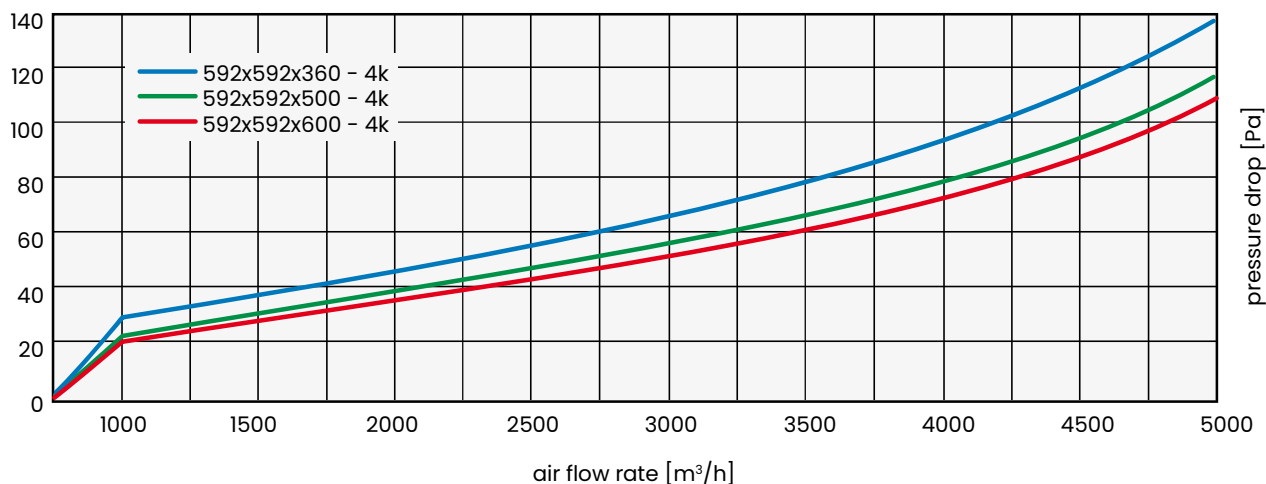


Product	UltraTec 5					
Frame dimensions [mm]	592x592			490x592		
Number of pockets [n]	4			3		
Air flow rate [m³/h]	3400			2700		
Pocket depth [mm]	600	500	360	600	500	360
Initial pressure drop [Pa]	58	64	75	58	64	75

Product	UltraTec 5					
Frame dimensions [mm]	287x592			287x287		
Number of pockets [n]	2			2		
Air flow rate [m³/h]	1700			800		
Pocket depth [mm]	600	500	360	600	500	360
Initial pressure drop [Pa]	58	64	75	58	64	75

74

Pressure loss as a function of flow rate for UltraTec 5 filters



We reserve the right to make changes to the technical specifications at any time without prior notice, resulting from the continuous improvement of our products.

pocket filters

UltraTec 6



1. Three-layer synthetic nonwoven
2. High dust absorbency
3. Low pressure drop
4. Long filter lifespan
5. Low energy costs
6. Resistance to humidity
7. Flame retardant (F1 acc. DIN 53438)
8. Standard and custom sizes
9. Certified quality

The air supplied by ventilation and air conditioning systems is as clean as the filters clean it, and therefore the quality of the filters, their reliability, and durability have an enormous impact on the assessment of the operation of the whole ventilation system.

ISO 16890 Class:	ePM10 65%
*Final pressure drop derived from the filter test standard:	300 Pa
EN 779:2012 Class:	M6
*Final pressure drop derived from the filter test standard:	450 Pa
Average filtration rate (A_m):	>99 %
Average efficiency (E_m):	>75 %
Max. operating temperature:	<100°C
Permissible relative humidity:	<100%


Filtration material: technology based on three-layer synthetic nonwoven, predominantly polypropylene with the use of microfibers. High-strength outer layer, a core for high dust absorption and thin supportive inner layer. The use of microfibers allows for low pressure drop and high mechanical strength throughout the service life. Maximum long-term air purification efficiency with minimum pressure drop. Very high dirt-holding capacity with mechanical strength results in low operating and maintenance costs.

Casing: perfectly airtight and very durable construction: pockets sewn or welded together and placed on a wire grid of $\varnothing=3.5$ mm and framed in galvanized sheet metal; alternatively, design suitable for disposal in waste incineration plants: pockets placed in a stable plastic frame.

Application: as 1st or 2nd stage filter for air purification in air conditioning, ventilation and heating systems; thanks to high efficiency at low pressure drops the filters can be used in hospitals, offices, schools, theaters, shopping malls, hotels, paint shops, pharmaceutical, food, automotive, machinery, and other industries.

* The final operating pressure drop of the filters should be checked in the technical documentation or consulted with the manufacturer of the equipment being operated.

* All technical parameters provided in this specification are for informational purposes only. Actual values may differ by up to $\pm 10\%$ from the stated figures. The manufacturer assumes no responsibility for any consequences arising from the selection of filters in non-standard sizes based solely on the user's own calculations.

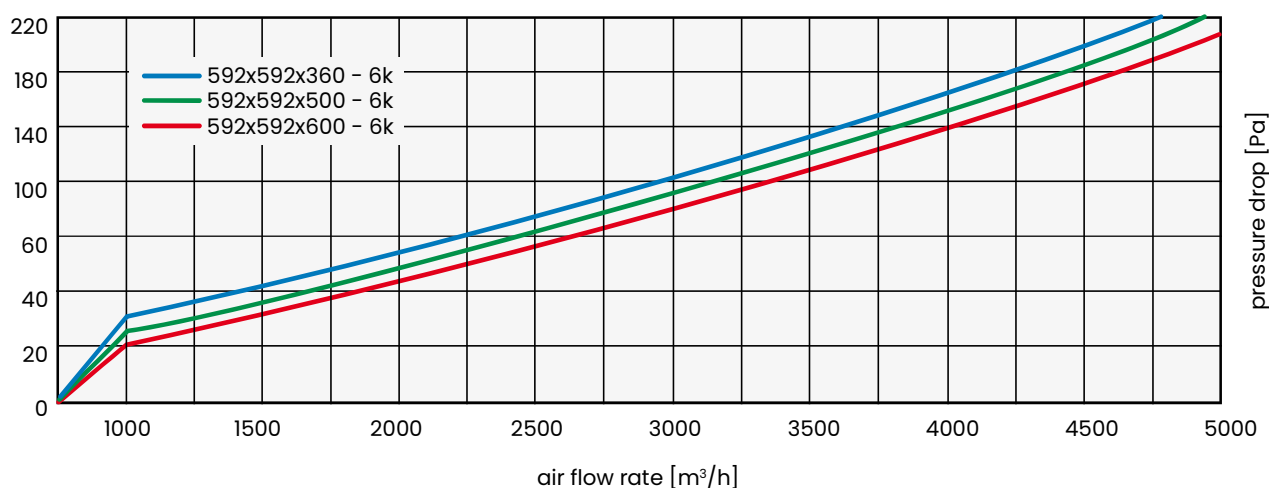


Product	UltraTec 6					
Frame dimensions [mm]	592x592			490x592		
Number of pockets [n]	6			5		
Air flow rate [m³/h]	3400			2700		
Pocket depth [mm]	600	500	360	600	500	360
Initial pressure drop [Pa]	110	117	125	110	117	125


Product	UltraTec 6					
Frame dimensions [mm]	287x592			287x287		
Number of pockets [n]	3			3		
Air flow rate [m³/h]	1700			800		
Pocket depth [mm]	600	500	360	600	500	360
Initial pressure drop [Pa]	110	117	125	110	117	125

76

Pressure loss as a function of flow rate for UltraTec 6 filters



We reserve the right to make changes to the technical specifications at any time without prior notice, resulting from the continuous improvement of our products.

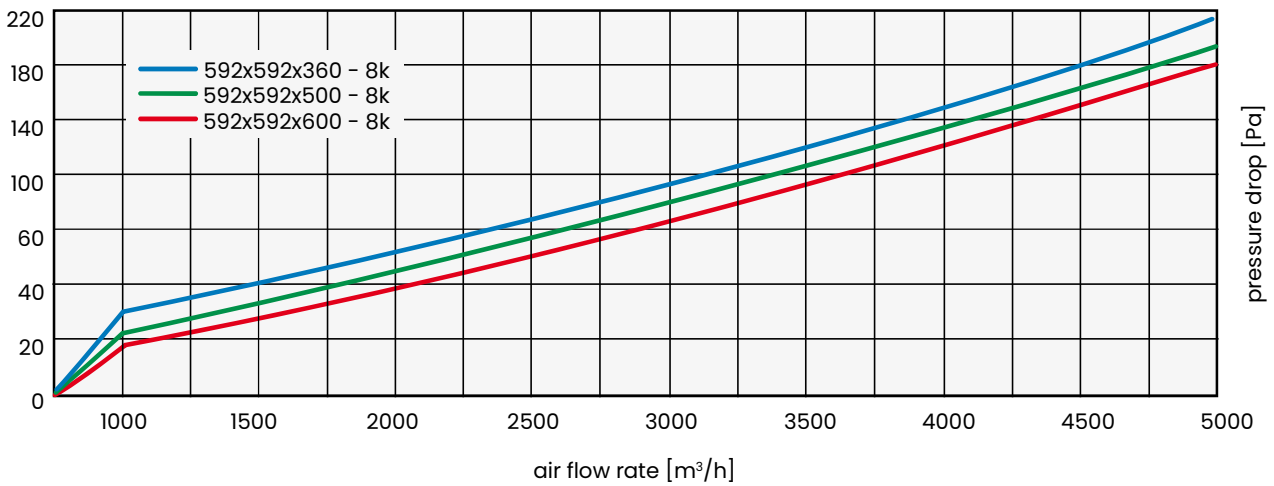


Product	UltraTec 6					
Frame dimensions [mm]	592x592			490x592		
Number of pockets [n]	8			6		
Air flow rate [m ³ /h]	3400			2700		
Pocket depth [mm]	600	500	360	600	500	360
Initial pressure drop [Pa]	90	100	115	90	100	115


Product	UltraTec 6					
Frame dimensions [mm]	287x592			287x287		
Number of pockets [n]	4			4		
Air flow rate [m ³ /h]	1700			800		
Pocket depth [mm]	600	500	360	600	500	360
Initial pressure drop [Pa]	90	100	115	90	100	115



Pressure loss as a function of flow rate for UltraTec 6 filters



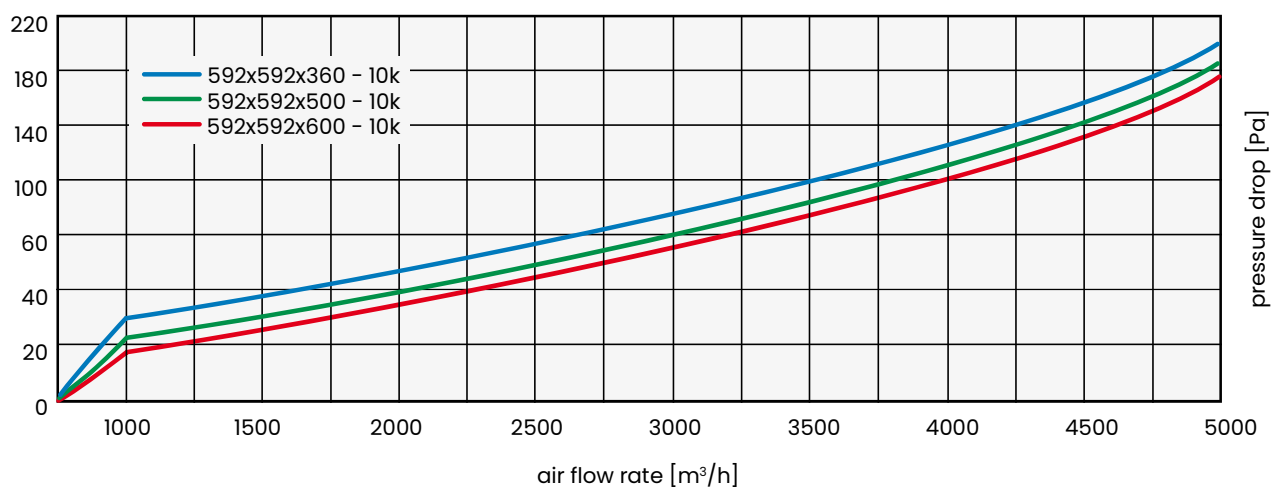
We reserve the right to make changes to the technical specifications at any time without prior notice, resulting from the continuous improvement of our products.



Product	UltraTec 6					
Frame dimensions [mm]	592x592			490x592		
Number of pockets [n]	10			8		
Air flow rate [m³/h]	3400			2700		
Pocket depth [mm]	600	500	360	600	500	360
Initial pressure drop [Pa]	76	85	97	76	85	97

Product	UltraTec 6					
Frame dimensions [mm]	287x592			287x287		
Number of pockets [n]	5			5		
Air flow rate [m³/h]	1700			800		
Pocket depth [mm]	600	500	360	600	500	360
Initial pressure drop [Pa]	76	85	97	76	85	97

Pressure loss as a function of flow rate for UltraTec 6 filters



We reserve the right to make changes to the technical specifications at any time without prior notice, resulting from the continuous improvement of our products.



1. Three-layer synthetic nonwoven
2. High dust absorbency
3. Low pressure drop
4. Long filter lifespan
5. Low energy costs
6. Resistance to humidity
7. Flame retardant (F1 acc. DIN 53438)
8. Standard and custom sizes

The air supplied by ventilation and air conditioning systems is as clean as the filters clean it, and therefore the quality of the filters, their reliability, and durability have an enormous impact on the assessment of the operation of the whole ventilation system.

* The final operating pressure drop of the filters should be checked in the technical documentation or consulted with the manufacturer of the equipment being operated.

* All technical parameters provided in this specification are for informational purposes only. Actual values may differ by up to $\pm 10\%$ from the stated figures. The manufacturer assumes no responsibility for any consequences arising from the selection of filters in non-standard sizes based solely on the user's own calculations.

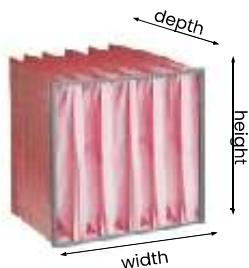
UltraTec 7

ISO 16890 Class:	ePM _{2,5} 65%
*Final pressure drop derived from the filter test standard:	300 Pa
EN 779:2012 Class:	F7
*Final pressure drop derived from the filter test standard:	450 Pa
Average filtration rate (A_m):	>99,3 %
Average efficiency (Em):	>84,1 %
Max. operating temperature:	<100°C
Permissible relative humidity:	<100%

Filtration material: technology based on three-layer synthetic nonwoven, predominantly polypropylene with the use of microfibers. High-strength outer layer, a core for high dust absorption and thin supportive inner layer. The use of microfibers allows for low pressure drop and high mechanical strength throughout the service life. Maximum long-term air purification efficiency with minimum pressure drop. Very high dirt-holding capacity with mechanical strength results in low operating and maintenance costs.

Casing: perfectly airtight and very durable construction: pockets sewn or welded together and placed on a wire grid of $\varnothing=3.5$ mm and framed in galvanized sheet metal; alternatively, design suitable for disposal in waste incineration plants: pockets placed in a stable plastic frame.

Application: as a pre-filter for absolute filters and as a 2nd stage filter for air conditioning, ventilation and heating systems; thanks to high efficiency at low pressure drops the filters can be used in hospitals, offices, schools, theaters, shopping malls, hotels, paint shops, pharmaceutical, food, automotive, machinery, and other industries.

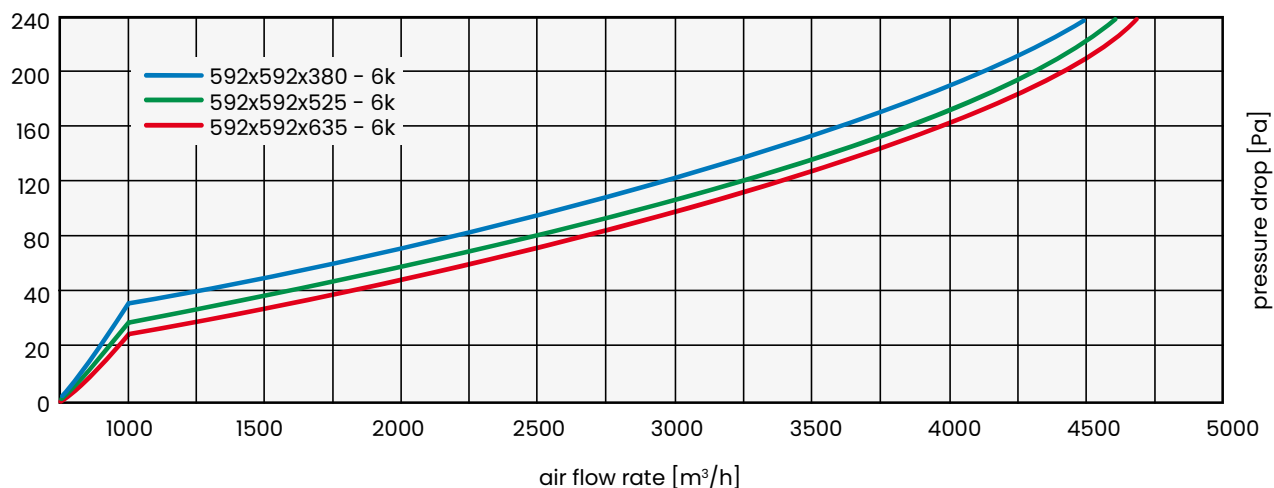


Product	UltraTec 7					
Frame dimensions [mm]	592x592			490x592		
Number of pockets [n]	6			5		
Air flow rate [m ³ /h]	3400			2700		
Pocket depth [mm]	635	525	380	635	525	380
Initial pressure drop [Pa]	123	135	150	123	135	150

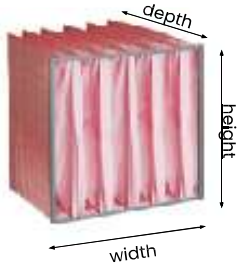
Product	UltraTec 7					
Frame dimensions [mm]	287x592			287x287		
Number of pockets [n]	3			3		
Air flow rate [m ³ /h]	1700			800		
Pocket depth [mm]	635	525	380	635	525	380
Initial pressure drop [Pa]	123	135	150	123	135	150

80

Pressure loss as a function of flow rate for UltraTec 7 filters



We reserve the right to make changes to the technical specifications at any time without prior notice, resulting from the continuous improvement of our products.

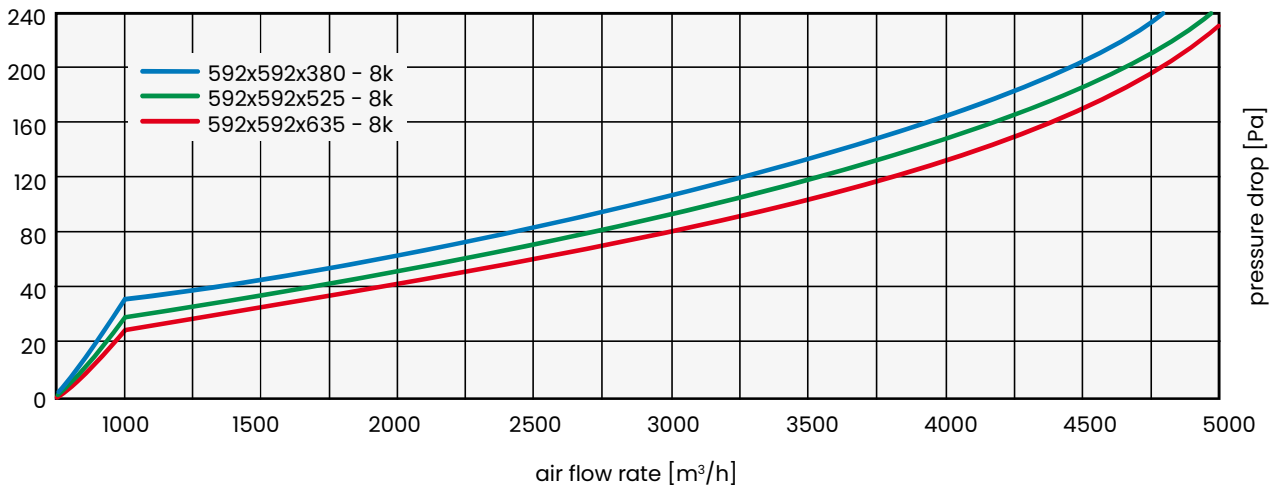


Product	UltraTec 7					
Frame dimensions [mm]	592x592			490x592		
Number of pockets [n]	8			6		
Air flow rate [m ³ /h]	3400			2700		
Pocket depth [mm]	635	525	380	635	525	380
Initial pressure drop [Pa]	103	115	132	103	115	132

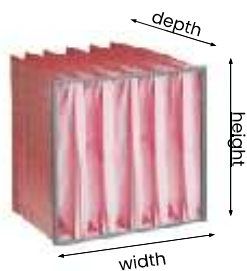
Product	UltraTec 7					
Frame dimensions [mm]	287x592			287x287		
Number of pockets [n]	4			4		
Air flow rate [m ³ /h]	1700			800		
Pocket depth [mm]	635	525	380	635	525	380
Initial pressure drop [Pa]	103	115	132	103	115	132



Pressure loss as a function of flow rate for UltraTec 7 filters



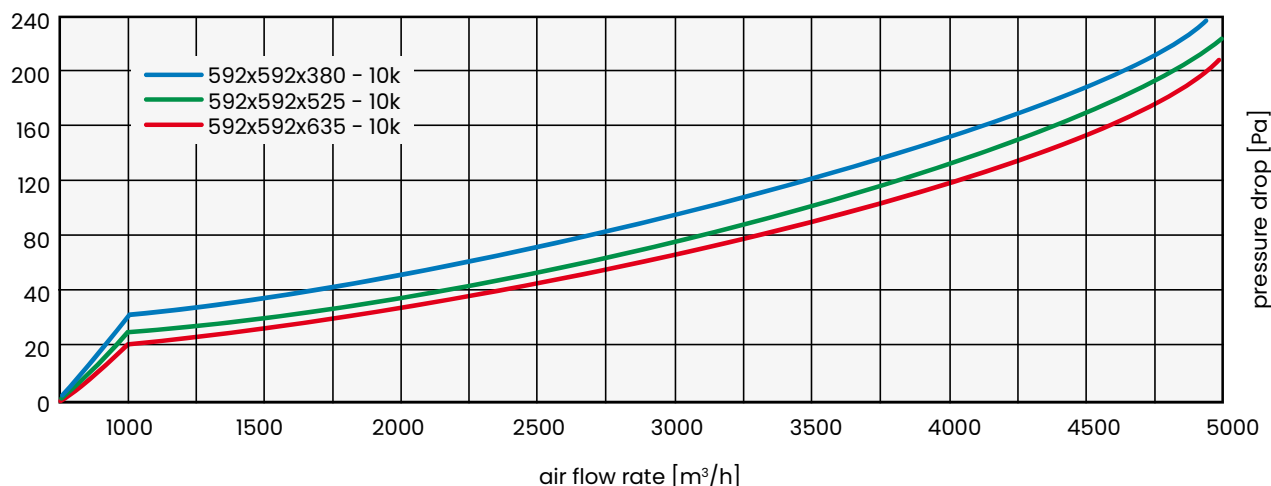
We reserve the right to make changes to the technical specifications at any time without prior notice, resulting from the continuous improvement of our products.



Product	UltraTec 7					
Frame dimensions [mm]	592x592			490x592		
Number of pockets [n]	10			8		
Air flow rate [m ³ /h]	3400			2700		
Pocket depth [mm]	635	525	380	635	525	380
Initial pressure drop [Pa]	87	98	115	87	98	115

Product	UltraTec 7					
Frame dimensions [mm]	287x592			287x287		
Number of pockets [n]	5			5		
Air flow rate [m ³ /h]	1700			800		
Pocket depth [mm]	635	525	380	635	525	380
Initial pressure drop [Pa]	87	98	115	87	98	115

Pressure loss as a function of flow rate for UltraTec 7 filters



We reserve the right to make changes to the technical specifications at any time without prior notice, resulting from the continuous improvement of our products.

pocket filters

UltraTec 8



1. Three-layer synthetic nonwoven
2. High dust absorbency
3. Low pressure drop
4. Long filter lifespan
5. Low energy costs
6. Resistance to humidity
7. Flame retardant (F1 acc. DIN 53438)
8. Standard and custom sizes
9. Certified quality

The air supplied by ventilation and air conditioning systems is as clean as the filters clean it, and therefore the quality of the filters, their reliability, and durability have an enormous impact on the assessment of the operation of the whole ventilation system.

ISO 16890 Class:	ePM1 60%
*Final pressure drop derived from the filter test standard:	300 Pa
EN 779:2012 Class:	F8
*Final pressure drop derived from the filter test standard:	450 Pa
Average filtration rate (A_m):	>99,5%
Average efficiency (E_m):	>93%
Max. operating temperature:	<100°C
Permissible relative humidity:	<100%


Filtration material: technology based on three-layer synthetic nonwoven, predominantly polypropylene with the use of microfibers. High-strength outer layer, a core for high dust absorption and thin supportive inner layer. The use of microfibers allows for low pressure drop and high mechanical strength throughout the service life. Maximum long-term air purification efficiency with minimum pressure drop. Very high dirt-holding capacity with mechanical strength results in low operating and maintenance costs.

Casing: perfectly airtight and very durable construction: pockets sewn or welded together and placed on a wire grid of $\varnothing=3.5$ mm and framed in galvanized sheet metal; alternatively, design suitable for disposal in waste incineration plants: pockets placed in a stable plastic frame.

Application: as a pre-filter for absolute filters and as a 2nd stage filter in air conditioning, ventilation and heating systems that require very high purity; thanks to high efficiency at low pressure drops the filters can be used in hospitals, offices, schools, theaters, shopping malls, hotels, paint shops, pharmaceutical, food, automotive, machinery, and other industries.

* The final operating pressure drop of the filters should be checked in the technical documentation or consulted with the manufacturer of the equipment being operated.

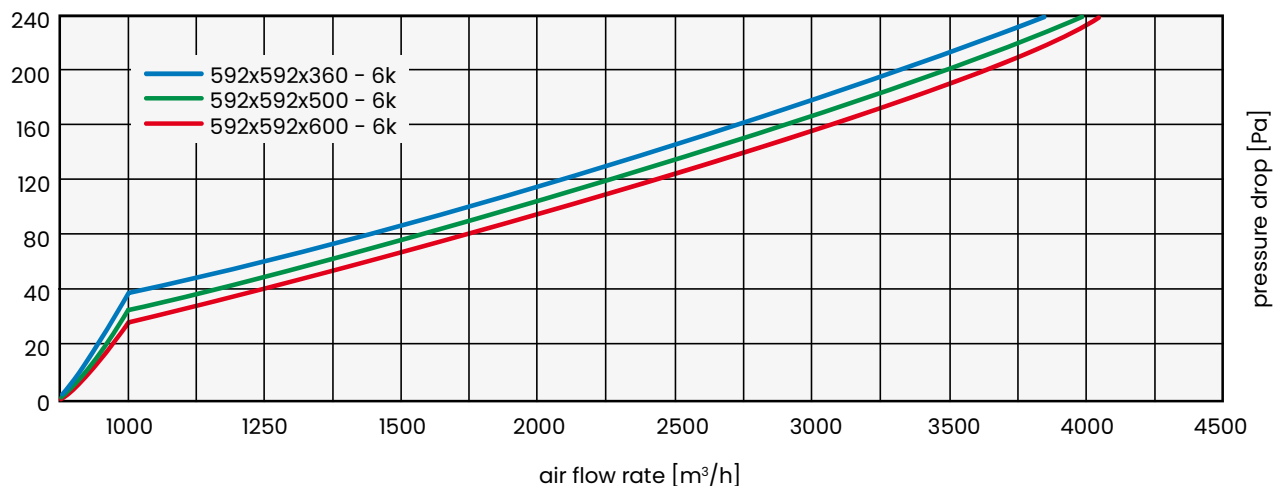
* All technical parameters provided in this specification are for informational purposes only. Actual values may differ by up to $\pm 10\%$ from the stated figures. The manufacturer assumes no responsibility for any consequences arising from the selection of filters in non-standard sizes based solely on the user's own calculations.




Product	UltraTec 8					
Frame dimensions [mm]	592x592			490x592		
Number of pockets [n]	6			5		
Air flow rate [m³/h]	1700			1350		
Pocket depth [mm]	600	500	360	600	500	360
Initial pressure drop [Pa]	82	92	103	82	92	103

Product	UltraTec 8					
Frame dimensions [mm]	287x592			287x287		
Number of pockets [n]	3			3		
Air flow rate [m³/h]	800			450		
Pocket depth [mm]	600	500	360	600	500	360
Initial pressure drop [Pa]	82	92	103	82	92	103

Pressure loss as a function of flow rate for UltraTec 8 filters



We reserve the right to make changes to the technical specifications at any time without prior notice, resulting from the continuous improvement of our products.

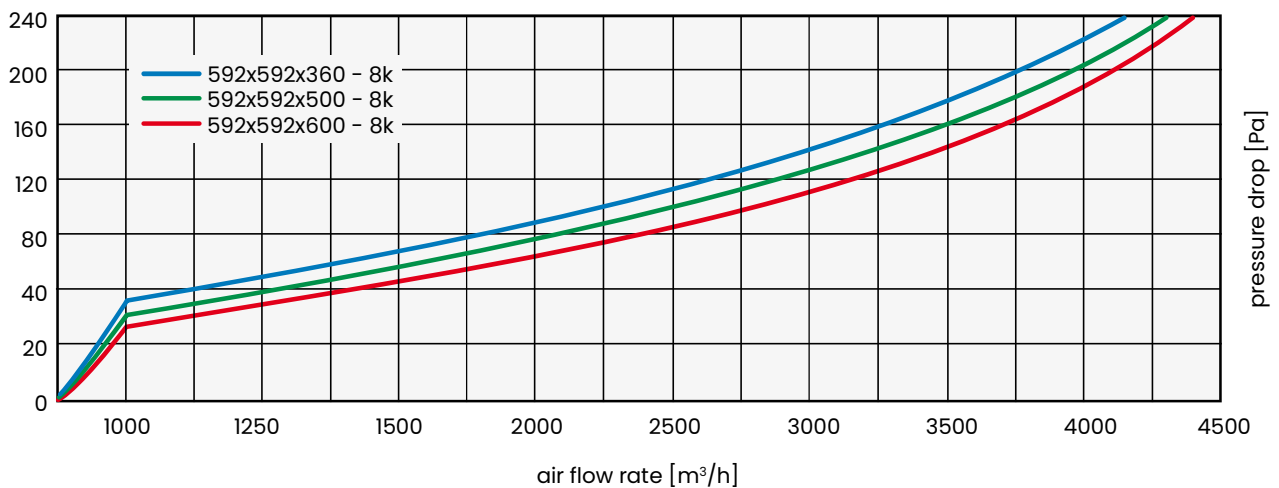


Product	UltraTec 8					
Frame dimensions [mm]	592x592			490x592		
Number of pockets [n]	8			6		
Air flow rate [m³/h]	2700			2200		
Pocket depth [mm]	600	500	360	600	500	360
Initial pressure drop [Pa]	95	105	120	95	105	120


Product	UltraTec 8					
Frame dimensions [mm]	287x592			287x287		
Number of pockets [n]	4			4		
Air flow rate [m³/h]	1200			700		
Pocket depth [mm]	600	500	360	600	500	360
Initial pressure drop [Pa]	95	105	120	95	105	120



Pressure loss as a function of flow rate for UltraTec 8 filters



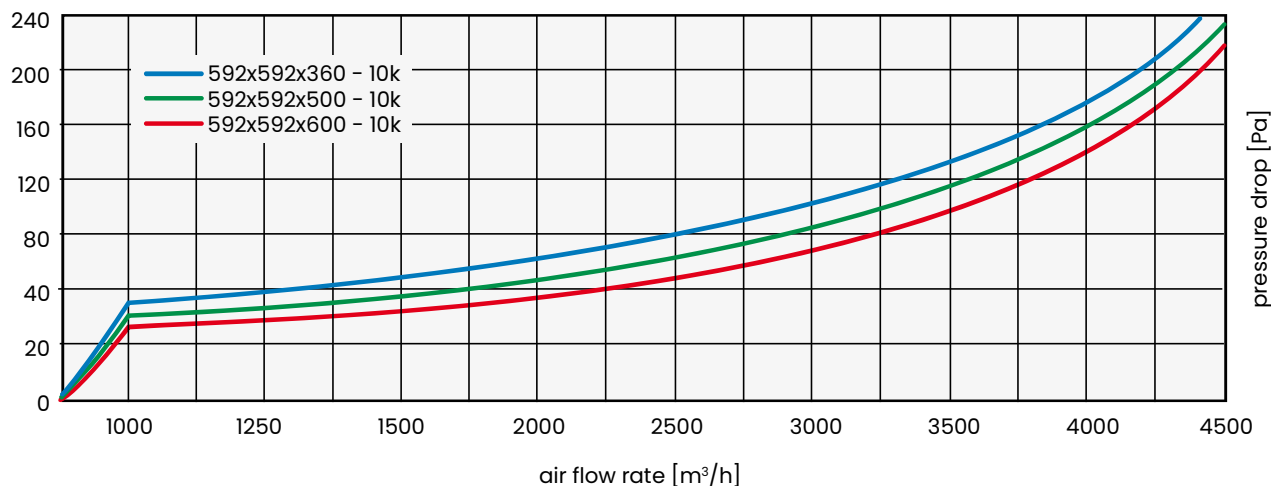
We reserve the right to make changes to the technical specifications at any time without prior notice, resulting from the continuous improvement of our products.



Product	UltraTec 8					
Frame dimensions [mm]	592x592			490x592		
Number of pockets [n]	10			8		
Air flow rate [m ³ /h]	3400			2700		
Pocket depth [mm]	600	500	360	600	500	360
Initial pressure drop [Pa]	90	105	125	90	105	125

Product	UltraTec 8					
Frame dimensions [mm]	287x592			287x287		
Number of pockets [n]	5			5		
Air flow rate [m ³ /h]	1700			800		
Pocket depth [mm]	600	500	360	600	500	360
Initial pressure drop [Pa]	90	105	125	90	105	125

Pressure loss as a function of flow rate for UltraTec 8 filters



We reserve the right to make changes to the technical specifications at any time without prior notice, resulting from the continuous improvement of our products.

pocket filters

UltraTec 9



1. Three-layer synthetic nonwoven
2. High dust absorbency
3. Low pressure drop
4. Long filter lifespan
5. Low energy costs
6. Resistance to humidity
7. Flame retardant (F1 acc. DIN 53438)
8. Standard and custom sizes
9. Certified quality

The air supplied by ventilation and air conditioning systems is as clean as the filters clean it, and therefore the quality of the filters, their reliability, and durability have an enormous impact on the assessment of the operation of the whole ventilation system.

ISO 16890 Class:	ePM1 70%
*Final pressure drop derived from the filter test standard:	300 Pa
EN 779:2012 Class:	F9
*Final pressure drop derived from the filter test standard:	450 Pa
Average filtration rate (A_m):	>99,5 %
Average efficiency (E_m):	>96,5 %
Max. operating temperature:	<100°C
Permissible relative humidity:	<100%


Filtration material: technology based on three-layer synthetic nonwoven, predominantly polypropylene with the use of microfibers. High-strength outer layer, a core for high dust absorption and thin supportive inner layer. The use of microfibers allows for low pressure drop and high mechanical strength throughout the service life. Maximum long-term air purification efficiency with minimum pressure drop. Very high dirt-holding capacity with mechanical strength results in low operating and maintenance costs.

Casing: perfectly airtight and very durable construction: pockets sewn or welded together and placed on a wire grid of $\varnothing=3.5$ mm and framed in galvanized sheet metal; alternatively, design suitable for disposal in waste incineration plants: pockets placed in a stable plastic frame.

Application: as a pre-filter for absolute filters and as a filter of 2nd and 3rd stage of air purification in air conditioning, ventilation and heating systems, which require very high purity; thanks to high efficiency at low pressure drops the filters can be used in hospitals, offices, schools, theaters, shopping malls, hotels, paint shops, pharmaceutical, food, automotive, machinery, and other industries.

* The final operating pressure drop of the filters should be checked in the technical documentation or consulted with the manufacturer of the equipment being operated.

* All technical parameters provided in this specification are for informational purposes only. Actual values may differ by up to $\pm 10\%$ from the stated figures. The manufacturer assumes no responsibility for any consequences arising from the selection of filters in non-standard sizes based solely on the user's own calculations.

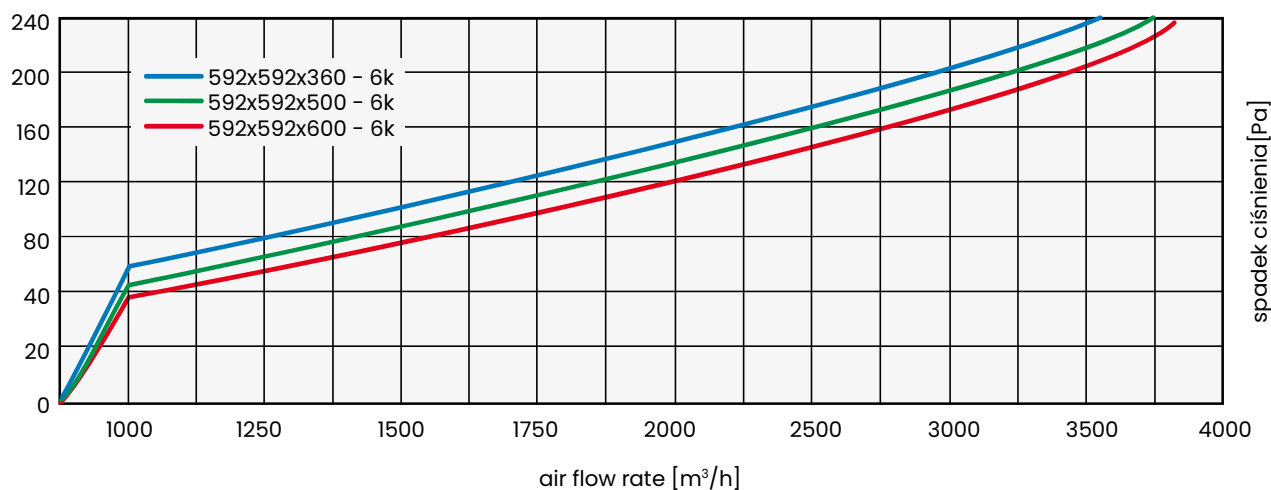


Product	UltraTec 9					
Frame dimensions [mm]	592x592			490x592		
Number of pockets [n]	6			5		
Air flow rate [m³/h]	1700			1350		
Pocket depth [mm]	600	500	360	600	500	360
Initial pressure drop [Pa]	105	115	130	105	115	130

Product	UltraTec 9					
Frame dimensions [mm]	287x592			287x287		
Number of pockets [n]	3			3		
Air flow rate [m³/h]	800			450		
Pocket depth [mm]	600	500	360	600	500	360
Initial pressure drop [Pa]	105	115	130	105	115	130

88

Pressure loss as a function of flow rate for UltraTec 9 filters



We reserve the right to make changes to the technical specifications at any time without prior notice, resulting from the continuous improvement of our products.

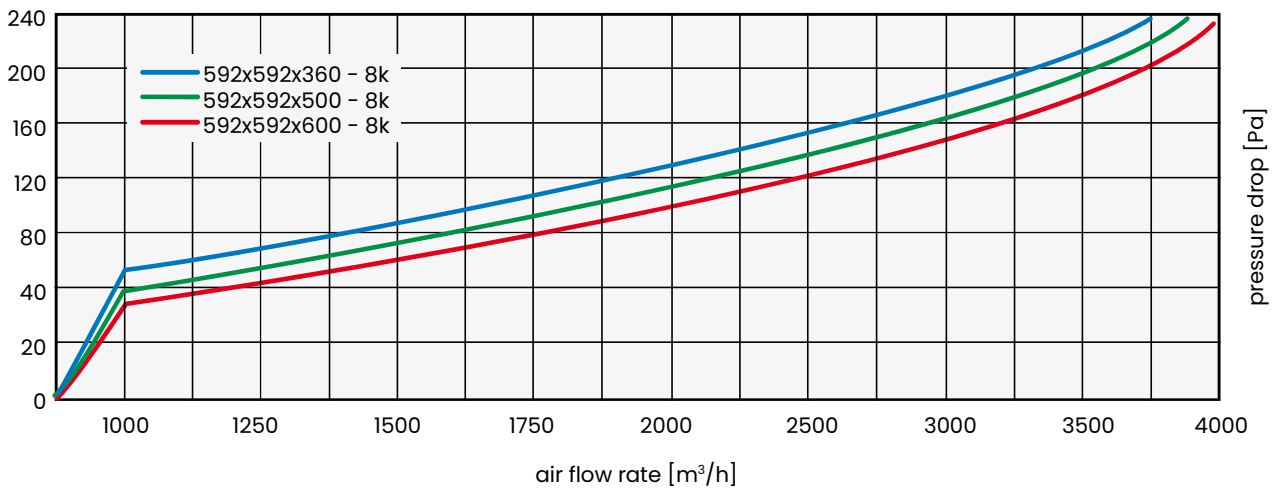


Product	UltraTec 9					
Frame dimensions [mm]	592x592			490x592		
Number of pockets [n]	8			6		
Air flow rate [m ³ /h]	2700			2200		
Pocket depth [mm]	600	500	360	600	500	360
Initial pressure drop [Pa]	135	145	160	135	145	160


Product	UltraTec 9					
Frame dimensions [mm]	287x592			287x287		
Number of pockets [n]	4			4		
Air flow rate [m ³ /h]	1200			700		
Pocket depth [mm]	600	500	360	600	500	360
Initial pressure drop [Pa]	135	145	160	135	145	160



Pressure loss as a function of flow rate for UltraTec 9 filters



We reserve the right to make changes to the technical specifications at any time without prior notice, resulting from the continuous improvement of our products.

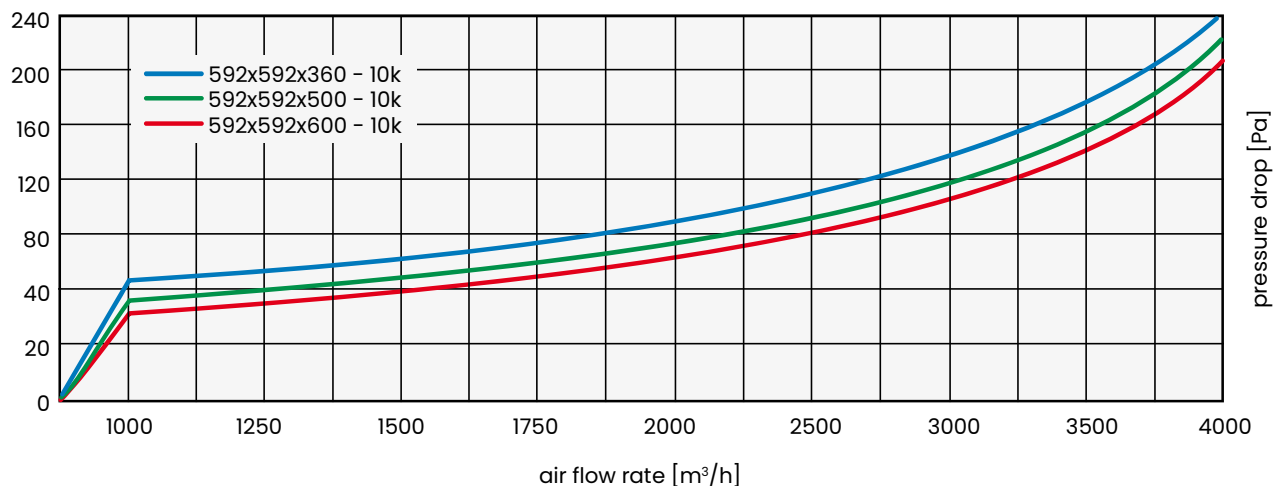


Product	UltraTec 9					
Frame dimensions [mm]	592x592			490x592		
Number of pockets [n]	10			8		
Air flow rate [m³/h]	3400			2700		
Pocket depth [mm]	600	500	360	600	500	360
Initial pressure drop [Pa]	130	145	170	130	145	170

Product	UltraTec 9					
Frame dimensions [mm]	287x592			287x287		
Number of pockets [n]	5			5		
Air flow rate [m³/h]	1700			800		
Pocket depth [mm]	600	500	360	600	500	360
Initial pressure drop [Pa]	130	145	170	130	145	170

90

Pressure loss as a function of flow rate for UltraTec 9 filters



We reserve the right to make changes to the technical specifications at any time without prior notice, resulting from the continuous improvement of our products.

06

POCKET FILTERS GLASS

UltraTec 6/G	92
UltraTec 7/G	96
UltraTec 8/G	100
UltraTec 9/G	104



UltraTec 6/G

ISO 16890 Class:	ePM2,5 50%
*Final pressure drop derived from the filter test standard:	300 Pa
EN 779:2012 Class:	M6
*Final pressure drop derived from the filter test standard:	450 Pa
Max. operating temperature:	do 70°C
Permissible relative humidity:	do 85%RH

Filtration material: technology based on a mixture of fine and coarse glass fibers secured from the air outlet side in high strength synthetic nonwoven. Maximum air purification efficiency with minimum pressure drop. Very high storage capacity of contaminants with mechanical strength results in low operating and maintenance costs.

Casing: pockets placed in a stable plastic frame, perfectly airtight and very robust construction; alternatively, pockets sewn together and placed on a wire grid of $\varnothing=3.5$ mm, framed in galvanized sheet metal.

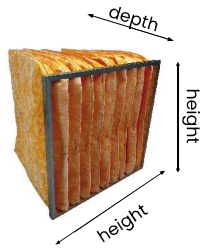
Application: as a pre-filter for absolute filters and as a 2nd stage filter for air conditioning, ventilation and heating systems. The filters are widely used in electronic, chemical, pharmaceutical, food, and machinery industries; in hospitals, offices, schools, theaters, shopping malls, hotels, paint shops, and others.

* The final operating pressure drop of the filters should be checked in the technical documentation or consulted with the manufacturer of the equipment being operated.

* All technical parameters provided in this specification are for informational purposes only. Actual values may differ by up to $\pm 10\%$ from the stated figures. The manufacturer assumes no responsibility for any consequences arising from the selection of filters in non-standard sizes based solely on the user's own calculations.

1. The latest generation glass nonwoven
2. High dust absorbency
3. Low pressure drop
4. Long filter lifespan
5. Low energy costs
6. Resistance to humidity
7. Flame retardant (F1 acc. DIN 53438)
8. Standard and custom sizes
9. Certified quality

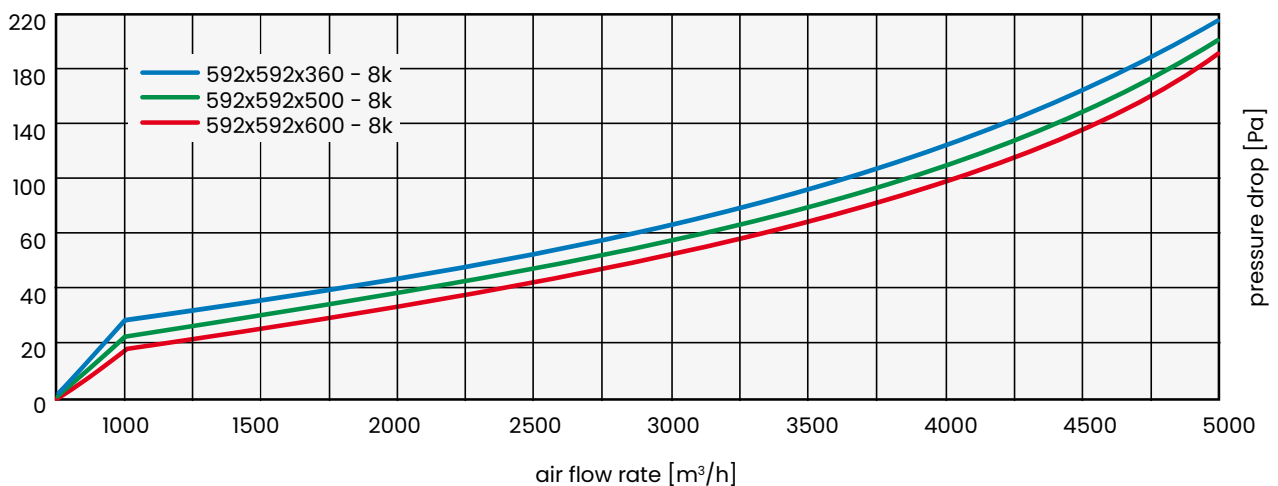
The air supplied by ventilation and air conditioning systems is as clean as the filters clean it, and therefore the quality of the filters, their reliability, and durability have an enormous impact on the assessment of the operation of the whole ventilation system.



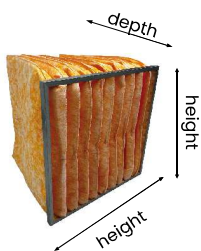
Product	UltraTec 6/G					
Frame dimensions [mm]	592x592			490x592		
Number of pockets [n]	8			6		
Air flow rate [m ³ /h]	3400			2700		
Pocket depth [mm]	600	500	360	600	500	360
Initial pressure drop [Pa]	62	68	80	62	68	80

Product	UltraTec 6/G					
Frame dimensions [mm]	287x592			287x287		
Number of pockets [n]	4			4		
Air flow rate [m ³ /h]	1700			800		
Pocket depth [mm]	600	500	360	600	500	360
Initial pressure drop [Pa]	62	68	80	62	68	80

Pressure loss as a function of flow rate for UltraTec 6/G filters



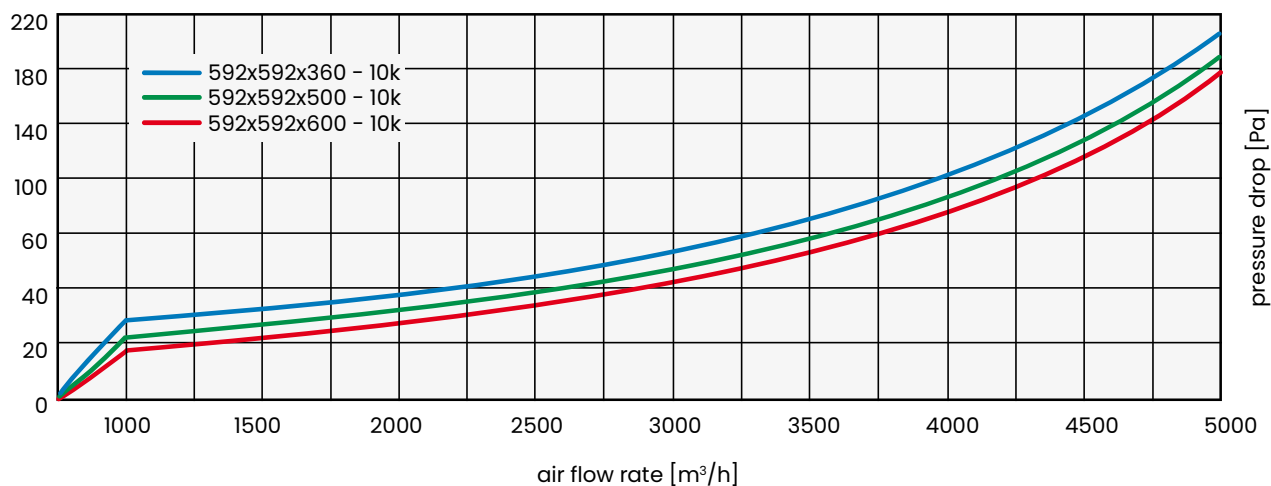
We reserve the right to make changes to the technical specifications at any time without prior notice, resulting from the continuous improvement of our products.



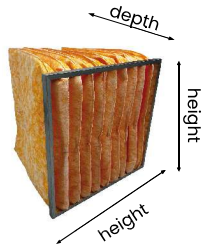
Product	UltraTec 6/G					
Frame dimensions [mm]	592x592			490x592		
Number of pockets [n]	10			8		
Air flow rate [m ³ /h]	3400			2700		
Pocket depth [mm]	600	500	360	600	500	360
Initial pressure drop [Pa]	50	55	72	50	55	72

Product	UltraTec 6/G					
Frame dimensions [mm]	287x592			287x287		
Number of pockets [n]	5			5		
Air flow rate [m ³ /h]	1700			800		
Pocket depth [mm]	600	500	360	600	500	360
Initial pressure drop [Pa]	50	55	72	50	55	72

Pressure loss as a function of flow rate for UltraTec 6/G filters



We reserve the right to make changes to the technical specifications at any time without prior notice, resulting from the continuous improvement of our products.

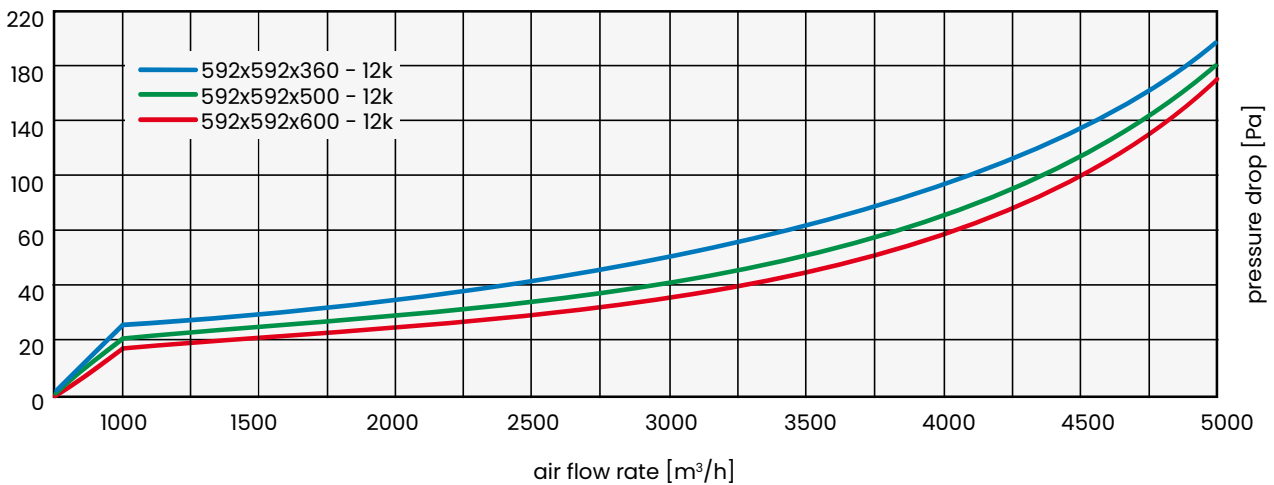


Product	UltraTec 6/G					
Frame dimensions [mm]	592x592			490x592		
Number of pockets [n]	12			10		
Air flow rate [m ³ /h]	3400			2700		
Pocket depth [mm]	600	500	360	600	500	360
Initial pressure drop [Pa]	40	48	63	40	48	63

Product	UltraTec 6/G					
Frame dimensions [mm]	287x592			287x287		
Number of pockets [n]	6			6		
Air flow rate [m ³ /h]	1700			800		
Pocket depth [mm]	600	500	360	600	500	360
Initial pressure drop [Pa]	40	48	63	40	48	63



Pressure loss as a function of flow rate for UltraTec 6/G filters



We reserve the right to make changes to the technical specifications at any time without prior notice, resulting from the continuous improvement of our products.



UltraTec 7/G

ISO 16890 Class:	ePM1 50%
*Final pressure drop derived from the filter test standard:	300 Pa
EN 779:2012 Class:	F7
*Final pressure drop derived from the filter test standard:	450 Pa
Max. operating temperature:	up to 70°C
Permissible relative humidity:	up to 85%RH

Filtration material: technology based on a mixture of fine and coarse glass fibers secured from the air outlet side in high strength synthetic nonwoven. Maximum air purification efficiency with minimum pressure drop. Very high storage capacity of contaminants with mechanical strength results in low operating and maintenance costs.

Casing: pockets placed in a stable plastic frame, perfectly airtight and very robust construction; alternatively, pockets sewn together and placed on a wire grid of $\varnothing=3.5$ mm, framed in galvanized sheet metal.

Application: as a pre-filter for absolute filters and as a 2nd stage filter for air conditioning, ventilation and heating systems. The filters are widely used in electronic, chemical, pharmaceutical, food, and machinery industries; in hospitals, offices, schools, theaters, shopping malls, hotels, paint shops, and others.

* The final operating pressure drop of the filters should be checked in the technical documentation or consulted with the manufacturer of the equipment being operated.

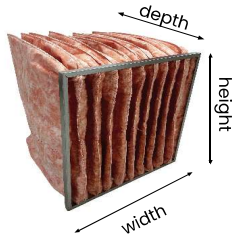
* All technical parameters provided in this specification are for informational purposes only. Actual values may differ by up to $\pm 10\%$ from the stated figures. The manufacturer assumes no responsibility for any consequences arising from the selection of filters in non-standard sizes based solely on the user's own calculations.

96

1. The latest generation glass nonwoven
2. High dust absorbency
3. Low pressure drop
4. Long filter lifespan
5. Low energy costs
6. Resistance to humidity
7. Flame retardant (F1 acc. DIN 53438)
8. Standard and custom sizes
9. Certified quality

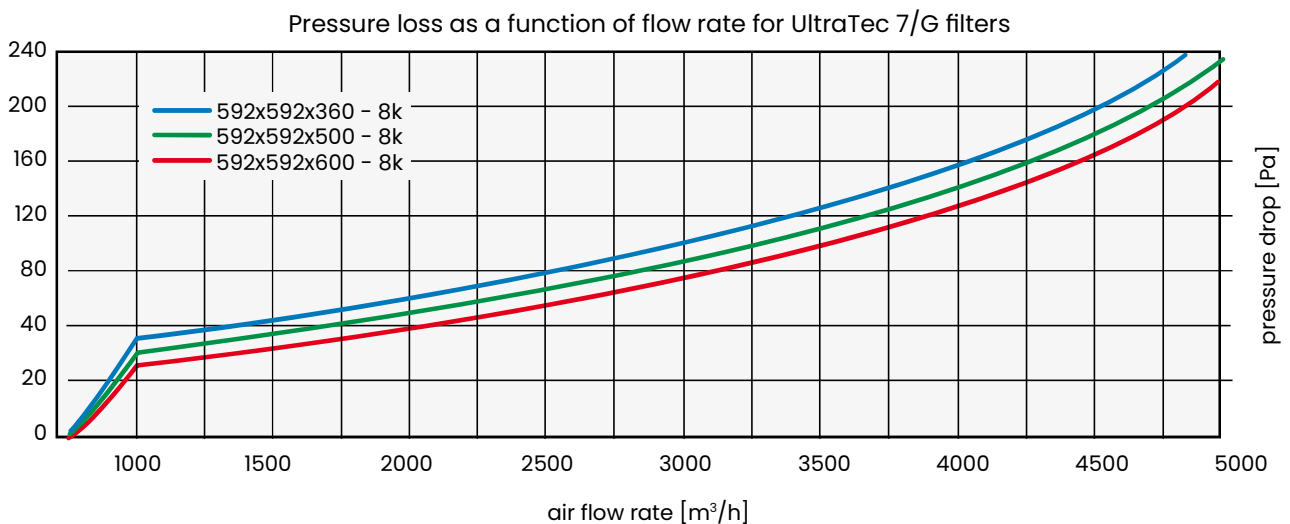
The air supplied by ventilation and air conditioning systems is as clean as the filters clean it, and therefore the quality of the filters, their reliability, and durability have an enormous impact on the assessment of the operation of the whole ventilation system.

We reserve the right to make changes to the technical specifications at any time without prior notice, resulting from the continuous improvement of our products.

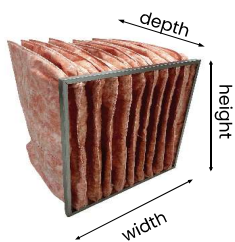


Product	UltraTec 7/G					
Frame dimensions [mm]	592x592			490x592		
Number of pockets [n]	8			6		
Air flow rate [m ³ /h]	3400			2700		
Pocket depth [mm]	600	500	360	600	500	360
Initial pressure drop [Pa]	95	105	120	95	105	120

Product	UltraTec 7/G					
Frame dimensions [mm]	287x592			287x287		
Number of pockets [n]	4			4		
Air flow rate [m ³ /h]	1700			800		
Pocket depth [mm]	600	500	360	600	500	360
Initial pressure drop [Pa]	95	105	120	95	105	120



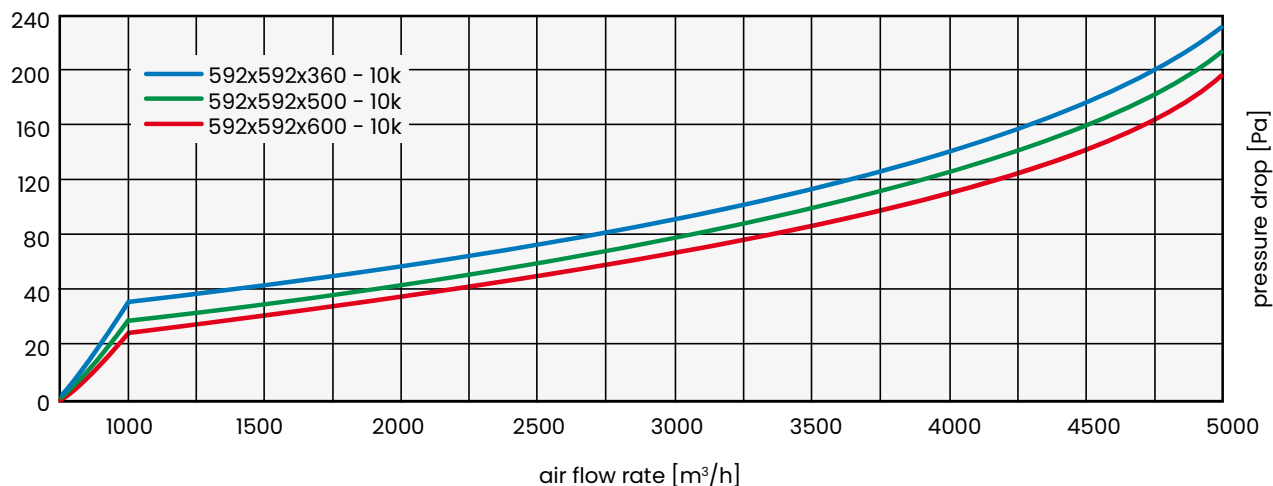
We reserve the right to make changes to the technical specifications at any time without prior notice, resulting from the continuous improvement of our products.



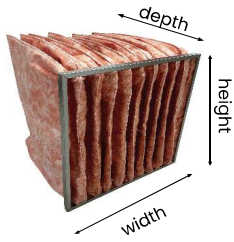
Product	UltraTec 7/G					
Frame dimensions [mm]	592x592			490x592		
Number of pockets [n]	10			8		
Air flow rate [m ³ /h]	3400			2700		
Pocket depth [mm]	600	500	360	600	500	360
Initial pressure drop [Pa]	85	90	110	85	90	110

Product	UltraTec 7/G					
Frame dimensions [mm]	287x592			287x287		
Number of pockets [n]	5			5		
Air flow rate [m ³ /h]	1700			800		
Pocket depth [mm]	600	500	360	600	500	360
Initial pressure drop [Pa]	85	90	110	85	90	110

Pressure loss as a function of flow rate for UltraTec 7/G filters



We reserve the right to make changes to the technical specifications at any time without prior notice, resulting from the continuous improvement of our products.

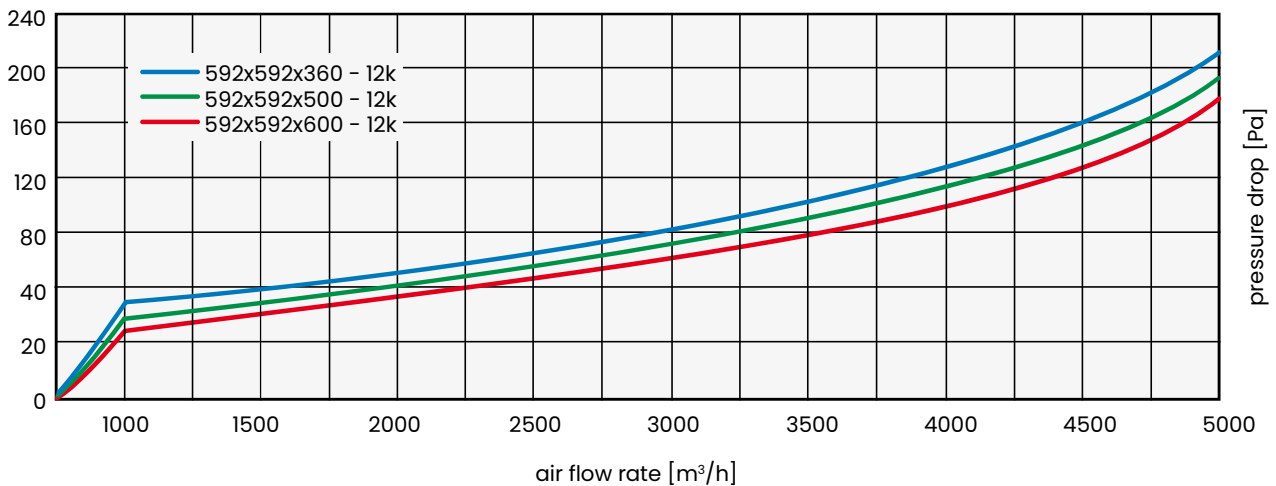


Product	UltraTec 7/G					
Frame dimensions [mm]	592x592			490x592		
Number of pockets [n]	12			10		
Air flow rate [m ³ /h]	3400			2700		
Pocket depth [mm]	600	500	360	600	500	360
Initial pressure drop [Pa]	80	85	102	80	85	102

Product	UltraTec 7/G					
Frame dimensions [mm]	287x592			287x287		
Number of pockets [n]	6			6		
Air flow rate [m ³ /h]	1700			800		
Pocket depth [mm]	600	500	360	600	500	360
Initial pressure drop [Pa]	80	85	102	80	85	102



Pressure loss as a function of flow rate for UltraTec 7/G filters



We reserve the right to make changes to the technical specifications at any time without prior notice, resulting from the continuous improvement of our products.



UltraTec 8/G

ISO 16890 Class:	ePM1 70%
*Final pressure drop derived from the filter test standard:	300 Pa
EN 779:2012 Class:	F8
*Final pressure drop derived from the filter test standard:	450 Pa
Max. operating temperature:	up to 70°C
Permissible relative humidity:	up to 85%RH

Filtration material: technology based on a mixture of fine and coarse glass fibers secured from the air outlet side in high strength synthetic nonwoven. Maximum air purification efficiency with minimum pressure drop. Very high storage capacity of contaminants with mechanical strength results in low operating and maintenance costs.

Casing: pockets placed in a stable plastic frame, perfectly airtight and very robust construction; alternatively, pockets sewn together and placed on a wire grid of $\varnothing=3.5$ mm, framed in galvanized sheet metal.

Application: as a pre-filter for absolute filters and as a filter of 2nd and 3rd stage of air purification in air conditioning, ventilation and heating systems. The filters are widely used in electronic, chemical, pharmaceutical, food, and machinery industries; in hospitals, offices, schools, theaters, shopping malls, hotels, paint shops, and others.

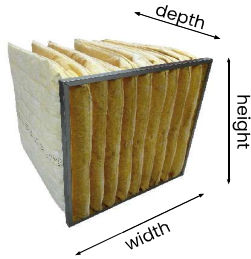
* The final operating pressure drop of the filters should be checked in the technical documentation or consulted with the manufacturer of the equipment being operated.

* All technical parameters provided in this specification are for informational purposes only. Actual values may differ by up to $\pm 10\%$ from the stated figures. The manufacturer assumes no responsibility for any consequences arising from the selection of filters in non-standard sizes based solely on the user's own calculations.

- 100
1. The latest generation glass nonwoven
 2. High dust absorbency
 3. Low pressure drop
 4. Long filter lifespan
 5. Low energy costs
 6. Resistance to humidity
 7. Flame retardant (F1 acc. DIN 53438)
 8. Standard and custom sizes
 9. Certified quality

The air supplied by ventilation and air conditioning systems is as clean as the filters clean it, and therefore the quality of the filters, their reliability, and durability have an enormous impact on the assessment of the operation of the whole ventilation system.

We reserve the right to make changes to the technical specifications at any time without prior notice, resulting from the continuous improvement of our products.

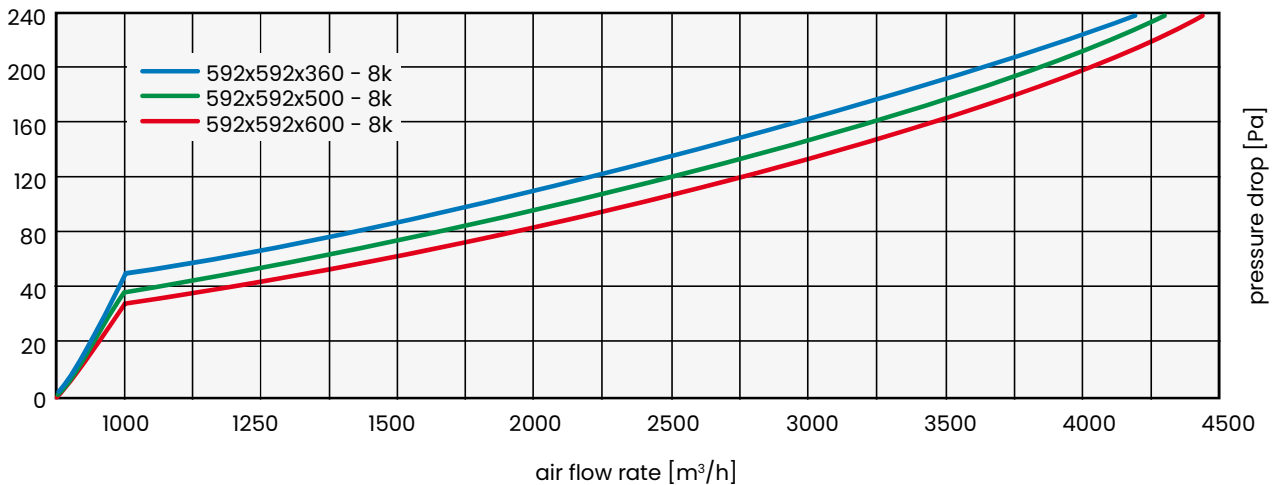


Product	UltraTec 8/G					
Frame dimensions [mm]	592x592			490x592		
Number of pockets [n]	8			6		
Air flow rate [m³/h]	2700			2200		
Pocket depth [mm]	600	500	360	600	500	360
Initial pressure drop [Pa]	115	130	150	115	130	150

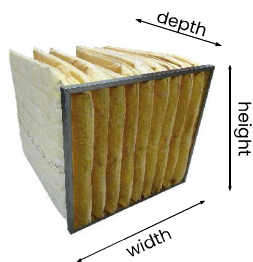
Product	UltraTec 8/G					
Frame dimensions [mm]	287x592			287x287		
Number of pockets [n]	4			4		
Air flow rate [m³/h]	1200			700		
Pocket depth [mm]	600	500	360	600	500	360
Initial pressure drop [Pa]	115	130	150	115	130	150



Pressure loss as a function of flow rate for UltraTec 8/G filters



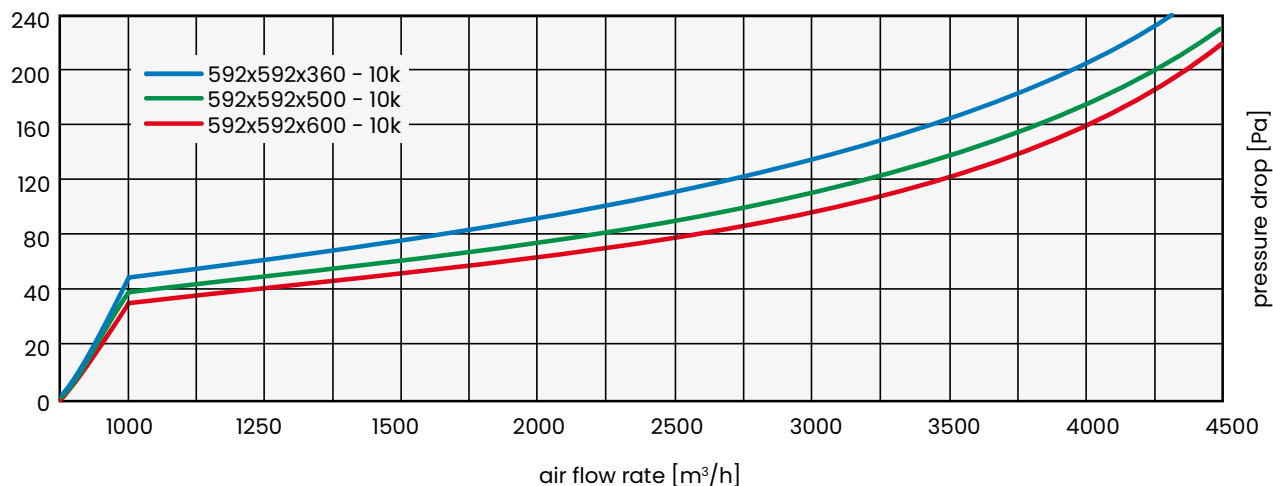
We reserve the right to make changes to the technical specifications at any time without prior notice, resulting from the continuous improvement of our products.



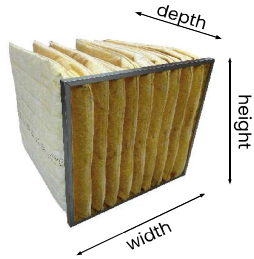
Product	UltraTec 8/G					
Frame dimensions [mm]	592x592			490x592		
Number of pockets [n]	10			8		
Air flow rate [m³/h]	3400			2700		
Pocket depth [mm]	600	500	360	600	500	360
Initial pressure drop [Pa]	110	130	160	110	130	160

Product	UltraTec 8/G					
Frame dimensions [mm]	287x592			287x287		
Number of pockets [n]	5			5		
Air flow rate [m³/h]	1700			800		
Pocket depth [mm]	600	500	360	600	500	360
Initial pressure drop [Pa]	110	130	160	110	130	160

Pressure loss as a function of flow rate for UltraTec 8/G filters



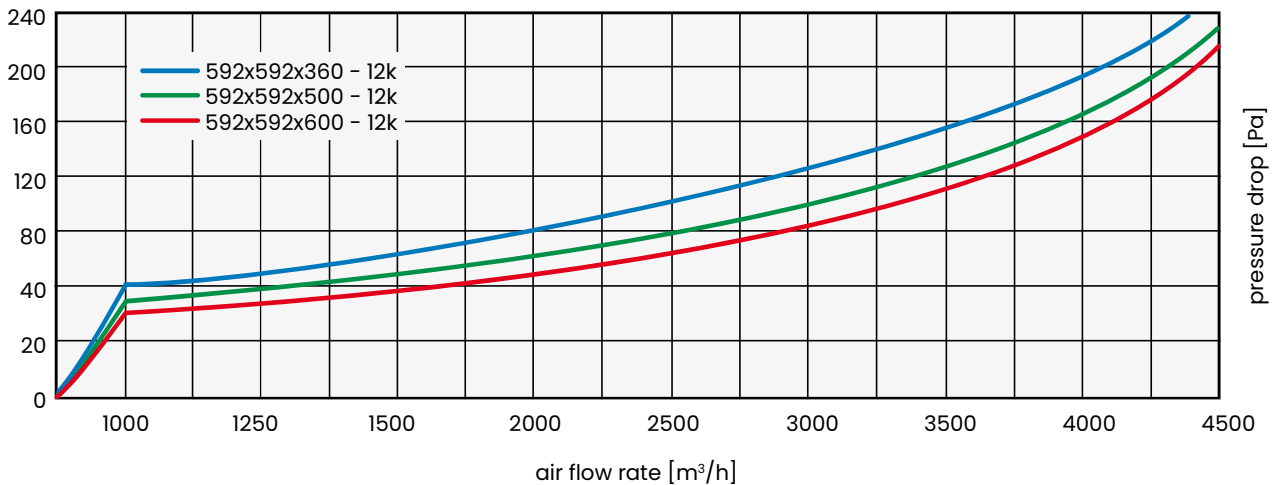
We reserve the right to make changes to the technical specifications at any time without prior notice, resulting from the continuous improvement of our products.



Product	UltraTec 8/G					
Frame dimensions [mm]	592x592			490x592		
Number of pockets [n]	12			10		
Air flow rate [m ³ /h]	3400			2700		
Pocket depth [mm]	600	500	360	600	500	360
Initial pressure drop [Pa]	95	120	150	95	120	150

Product	UltraTec 8/G					
Frame dimensions [mm]	287x592			287x287		
Number of pockets [n]	6			6		
Air flow rate [m ³ /h]	1700			800		
Pocket depth [mm]	600	500	360	600	500	360
Initial pressure drop [Pa]	95	120	150	95	120	150

Pressure loss as a function of flow rate for UltraTec 8/G filters



We reserve the right to make changes to the technical specifications at any time without prior notice, resulting from the continuous improvement of our products.

pocket filters

UltraTec 9/G



ISO 16890 Class:	ePM1 85%
*Final pressure drop derived from the filter test standard:	300 Pa
EN 779:2012 Class:	F9
*Final pressure drop derived from the filter test standard:	450 Pa
Max. operating temperature:	up to 70°C
Permissible relative humidity:	up to 85%RH

Filtration material: technology based on a mixture of fine and coarse glass fibers secured from the air outlet side in high strength synthetic nonwoven. Maximum air purification efficiency with minimum pressure drop. Very high storage capacity of contaminants with mechanical strength results in low operating and maintenance costs.

Casing: pockets placed in a stable plastic frame, perfectly airtight and very robust construction; alternatively, pockets sewn together and placed on a wire grid of $\varnothing=3.5$ mm, framed in galvanized sheet metal.

Application: as a pre-filter for absolute filters and as a filter of 2nd and 3rd stage of air purification in air conditioning, ventilation and heating systems. The filters are widely used in electronic, chemical, pharmaceutical, food, and machinery industries; in hospitals, offices, schools, theaters, shopping malls, hotels, paint shops, and others.

* The final operating pressure drop of the filters should be checked in the technical documentation or consulted with the manufacturer of the equipment being operated.

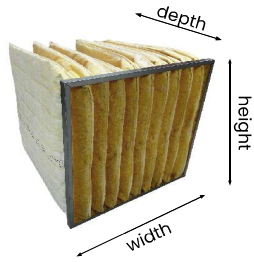
* All technical parameters provided in this specification are for informational purposes only. Actual values may differ by up to $\pm 10\%$ from the stated figures. The manufacturer assumes no responsibility for any consequences arising from the selection of filters in non-standard sizes based solely on the user's own calculations.

104

1. The latest generation glass nonwoven
2. High dust absorbency
3. Low pressure drop
4. Long filter lifespan
5. Low energy costs
6. Resistance to humidity
7. Flame retardant (F1 acc. DIN 53438)
8. Standard and custom sizes
9. Certified quality

The air supplied by ventilation and air conditioning systems is as clean as the filters clean it, and therefore the quality of the filters, their reliability, and durability have an enormous impact on the assessment of the operation of the whole ventilation system.

We reserve the right to make changes to the technical specifications at any time without prior notice, resulting from the continuous improvement of our products.

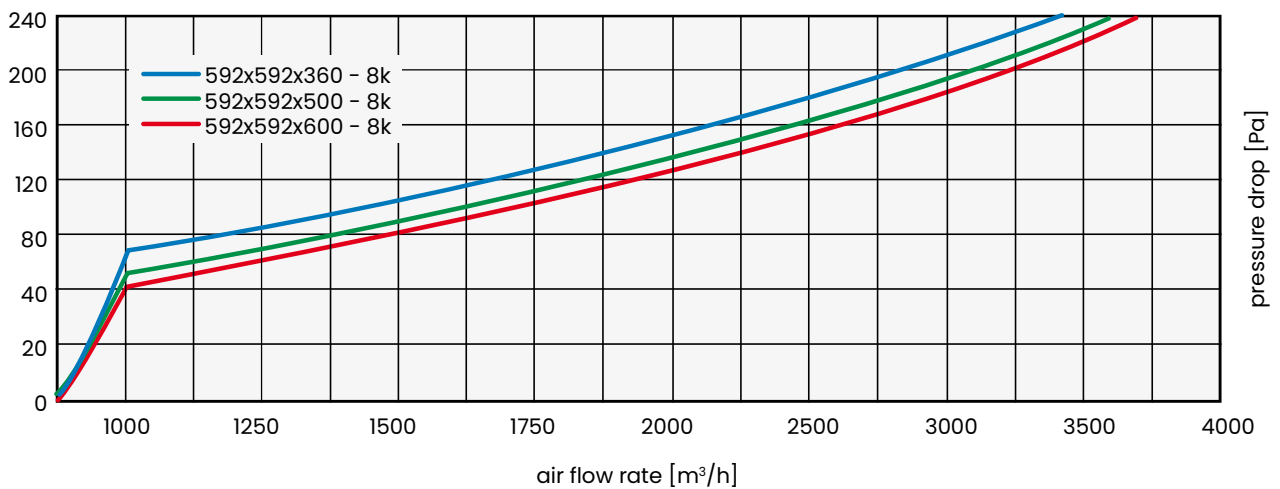


Product	UltraTec 9/G					
Frame dimensions [mm]	592x592			490x592		
Number of pockets [n]	8			6		
Air flow rate [m ³ /h]	2700			2200		
Pocket depth [mm]	600	500	360	600	500	360
Initial pressure drop [Pa]	170	180	200	170	180	200

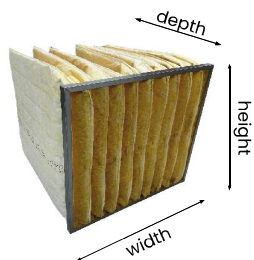
Product	UltraTec 9/G					
Frame dimensions [mm]	287x592			287x287		
Number of pockets [n]	4			4		
Air flow rate [m ³ /h]	1200			700		
Pocket depth [mm]	600	500	360	600	500	360
Initial pressure drop [Pa]	170	180	200	170	180	200



Pressure loss as a function of flow rate for UltraTec 9/G filters



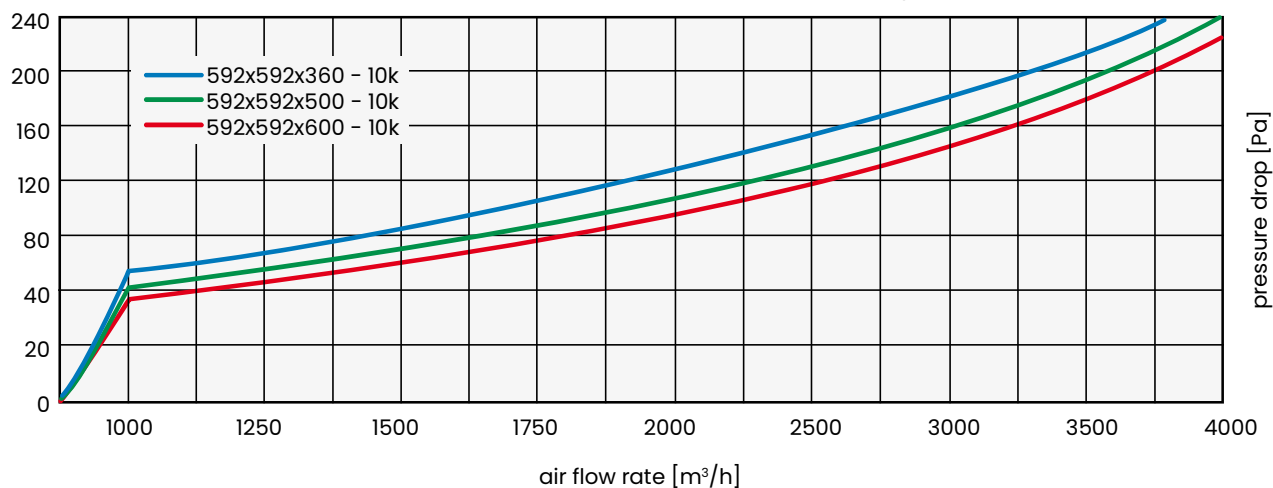
We reserve the right to make changes to the technical specifications at any time without prior notice, resulting from the continuous improvement of our products.




Product	UltraTec 9/G					
Frame dimensions [mm]	592x592			490x592		
Number of pockets [n]	10			8		
Air flow rate [m³/h]	3400			2700		
Pocket depth [mm]	600	500	360	600	500	360
Initial pressure drop [Pa]	165	180	210	165	180	210

Product	UltraTec 9/G					
Frame dimensions [mm]	287x592			287x287		
Number of pockets [n]	5			5		
Air flow rate [m³/h]	1700			800		
Pocket depth [mm]	600	500	360	600	500	360
Initial pressure drop [Pa]	165	180	210	165	180	210

Pressure loss as a function of flow rate for UltraTec 9/G filters



We reserve the right to make changes to the technical specifications at any time without prior notice, resulting from the continuous improvement of our products.

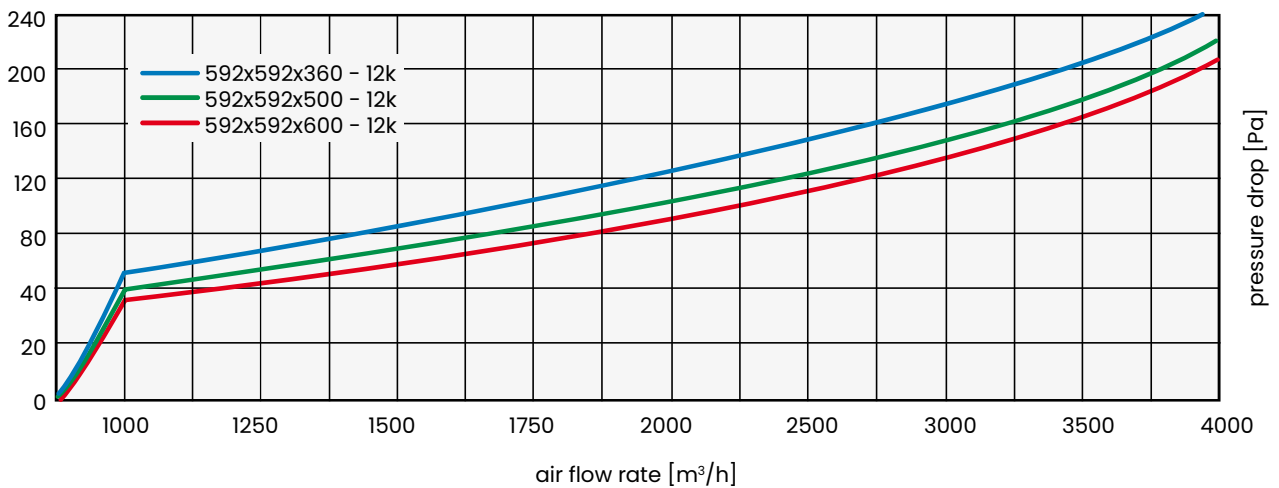


Product	UltraTec 9/G					
Frame dimensions [mm]	592x592			490x592		
Number of pockets [n]	12			10		
Air flow rate [m ³ /h]	3400			2700		
Pocket depth [mm]	600	500	360	600	500	360
Initial pressure drop [Pa]	150	170	200	150	170	200

Product	UltraTec 9/G					
Frame dimensions [mm]	287x592			287x287		
Number of pockets [n]	6			6		
Air flow rate [m ³ /h]	1700			800		
Pocket depth [mm]	600	500	360	600	500	360
Initial pressure drop [Pa]	150	170	200	150	170	200



Pressure loss as a function of flow rate for UltraTec 9/G filters



We reserve the right to make changes to the technical specifications at any time without prior notice, resulting from the continuous improvement of our products.

07

COMPACT FILTERS

UltraKomp V	109
UltraKomp V440	111

compact filters

UltraKomp V



EN 779:2012 Class:	M5, F7, F9
ISO 16890 Class:	ePM10 55%, ePM1 55%, ePM1 80%
*Final pressure drop derived from the filter test standard:	450 Pa
EN 1822:2009 Class:	E10, E11, E12, H13, H14

*Final pressure drop derived from the filter test standard:	500 Pa
Filtration material:	glass fiber (glass microfibers)
Separators:	hot melt
Casing:	plastic
Bonding:	two-component (polyurethane)
Max. operating temperature:	80°C
Permissible relative humidity:	100%

1. High dust absorbency
2. Low pressure drop
3. Long filter lifespan
4. Resistance to humidity
5. Flame retardant (F1 acc. DIN 53438)
6. Disposal without toxic compounds

Application: they are used in ventilation and air conditioning systems as pre-filters for high efficiency filters and as final filters for rooms / processes requiring lower air parameters, in microelectronics, medicine, chemistry, pharmacy, microbiology.

Optional: UltraKomp V filters can be equipped with a sealing gasket on the air outlet side as well as with protective nets that prevent the filter pack from being torn out in Casing of unexpected overloading.

* The final operating pressure drop of the filters should be checked in the technical documentation or consulted with the manufacturer of the equipment being operated.

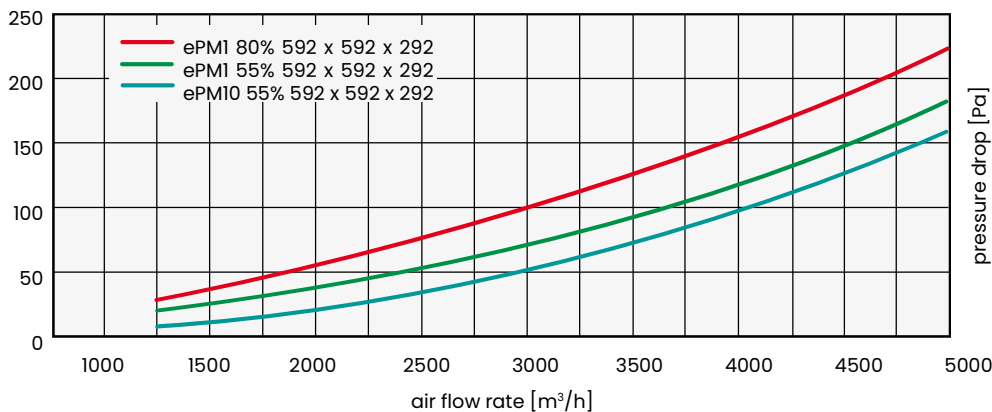
* All technical parameters provided in this specification are for informational purposes only. Actual values may differ by up to $\pm 10\%$ from the stated figures. The manufacturer assumes no responsibility for any consequences arising from the selection of filters in non-standard sizes based solely on the user's own calculations.



We reserve the right to make changes to the technical specifications at any time without prior notice, resulting from the continuous improvement of our products.

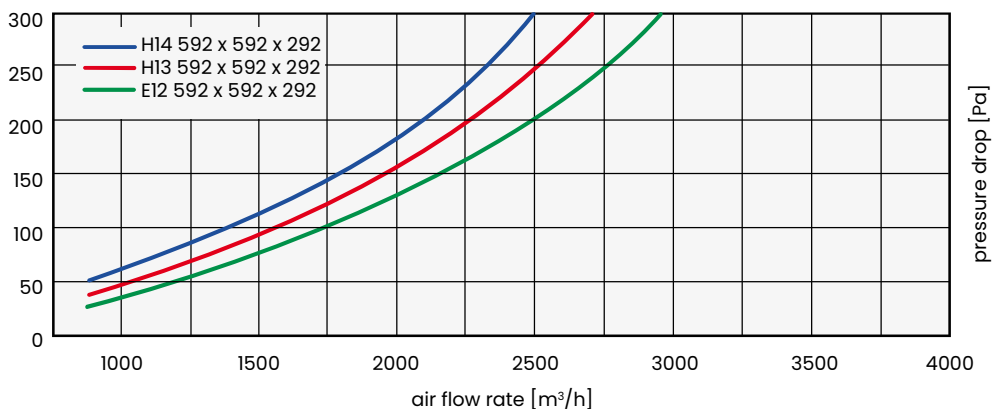
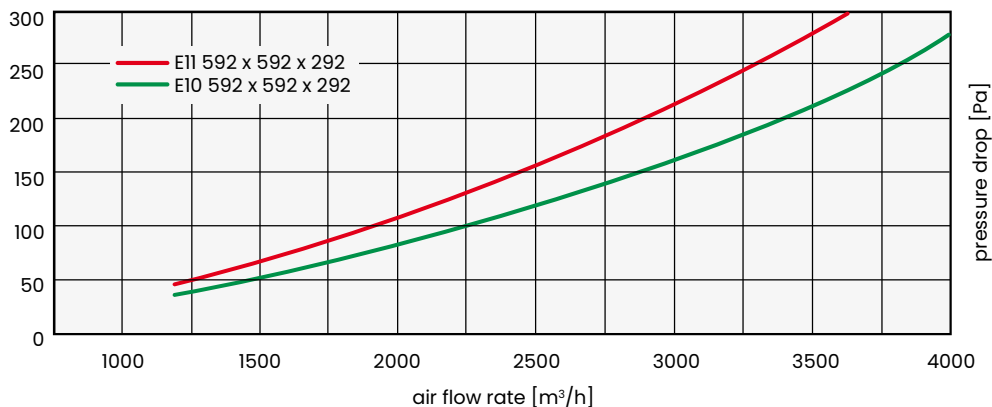
Technical data for various UltraKomp V filter models

Product	Dimensions [mm]			Filtration Area [m ²]	Air Flow Rate [m ³ /h]	Initial Pressure Drop [Pa]		
	W	H	D			M5/ePM10 55%	F7/ePM1 55%	F9/ePM1 80%
UltraKomp V	592	287	292	8,5	1750	65	85	115
	592	492	292	15	2800	65	85	115
	592	592	292	18	3400	65	85	115



Technical data for various UltraKomp V filter models

Product	Dimensions [mm]			Filtration Area [m ²]	Air Flow Rate [m ³ /h]	Initial Pressure Drop [Pa]				
	W	H	D			E10	E11	E12	H13	H14
UltraKomp V	592	287	292	10	1300	120	160	200	250	300
	592	492	292	18	2000	120	160	200	250	300
	592	592	292	22	2500	120	160	200	250	300



We reserve the right to make changes to the technical specifications at any time without prior notice, resulting from the continuous improvement of our products.





UltraKomp V440

EN 779:2012 Class: M5, F7, F9

ISO 16890 Class: ePM10 55%,
ePM1 55%, ePM1 80%

*Final pressure drop derived from
the filter test standard: 450 Pa

EN 1822:2009 Class: E10

*Final pressure drop derived from
the filter test standard: 500 Pa

Filtration material: glass fiber
(glass microfibers)

Separators: hot melt

Casing: plastic

Bonding: two-component (polyurethane)

Max. operating temperature: 80°C

Permissible relative humidity: 100%

1. Maximum bandwidth
2. Damage protection
3. High dust absorbency
4. Low pressure drop
5. Long filter lifespan
6. Resistance to humidity
7. Flame retardant (F1 acc. DIN 53438)

Application: they are used in ventilation and air conditioning systems as pre-filters for absolute filters and as final filters for rooms / processes requiring lower air parameters, in microelectronics, medicine, chemistry, pharmacy, microbiology.

111

* The final operating pressure drop of the filters should be checked in the technical documentation or consulted with the manufacturer of the equipment being operated.

* All technical parameters provided in this specification are for informational purposes only. Actual values may differ by up to ±10% from the stated figures. The manufacturer assumes no responsibility for any consequences arising from the selection of filters in non-standard sizes based solely on the user's own calculations.



Technical data for various UltraKomp V440 filter models

Product	Dimensions [mm]			Filtration Area [m ²]	Air Flow Rate [m ³ /h]	Initial Pressure Drop [Pa]			
	W	H	D			M5/ePM10 55%	F7/ePM1 55%	F9/ePM1 80%	E10
UltraKomp V440	592	287	440	16	1750	60	70	95	125
	592	492	440	27	2800	60	70	95	125
	592	592	440	32	3400	60	70	95	125

We reserve the right to make changes to the technical specifications at any time without prior notice, resulting from the continuous improvement of our products.

08

HIGH-TEMPERATURE HT FILTERS

UltraKomp HT SSP	113
UltraKomp V HT	114
UltraMas HT	116
UltraMet V292 HT	118
UltraKas HT 40/55/78	120
HT 300	121
UltraKas HT 200	122



UltraKomp HT SSP



1. Silicone-free sealing
2. Resistance to high temperatures up to 350°C
3. High dust absorbency
4. Low pressure drop
5. Long filter lifespan
6. Low operating costs
7. Flame retardant (F1 acc. DIN 53438)

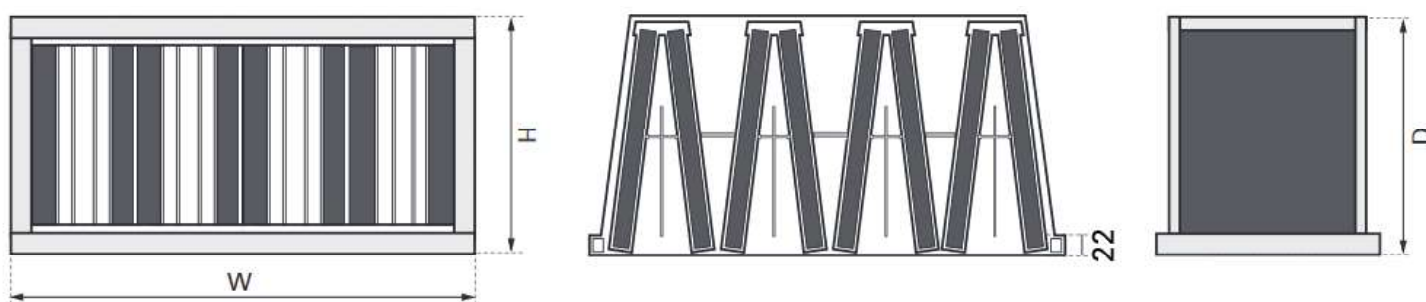
ISO 16890 Class:	ePM10 60%, ePM1 60%
EN 779:2012 Class:	M6, F8
Filtration material:	glass microfibers
Separators:	fiberglass
Casing:	galvanized steel, protective mesh filters are silicone-free
Sealing gasket:	resistance to high temperature
*Final pressure drop derived from the filter test standard:	450 Pa
Operating temperature:	up to 350°C

Application: the HT SSP filter series has been designed to filter hot air up to 350°C. The filters are also designed to operate in harsh environments where there is concern about shocks, pulsations, and rapid changes in air flow. They are often used in industrial equipment placed near furnaces, particularly in paint shops, coating plants, incinerators, as well as in gas turbines, etc.

* The final operating pressure drop of the filters should be checked in the technical documentation or consulted with the manufacturer of the equipment being operated.

* All technical parameters provided in this specification are for informational purposes only. Actual values may differ by up to ±10% from the stated figures. The manufacturer assumes no responsibility for any consequences arising from the selection of filters in non-standard sizes based solely on the user's own calculations.

113



UltraKomp 292 HT SSP filters

Product	Dimensions [mm]			Filtration Area [m ²]	Air flow rate [m ³ /h]	Initial pressure drop [Pa]	
	W	H	D			M6/ePM10 60%	F8/ePM1 60%
UltraKomp HT SSP	287	592	292	7	1700	100	135
	492	592	292	12	2500	100	135
	592	592	292	15	3400	100	135
	305	610	400	11	1700	80	110
	490	610	400	18	2500	80	110
	610	610	400	22	3400	80	110
	287	592	400	11	1700	80	110
	492	592	400	18	2500	80	110
	592	592	400	22	3400	80	110

We reserve the right to make changes to the technical specifications at any time without prior notice, resulting from the continuous improvement of our products.



high-temperature filters

UltraKomp V HT



Filtration material:	glass fiber (glass microfibers)
Casing:	plastic
Bonding:	two-component (polyurethane)
Separators:	resistant to high temperature hot melt adhesive
Operating temperature:	100°C
Temperature spikes:	up to 120°C
*Final pressure drop derived from the filter test standard:	450 Pa

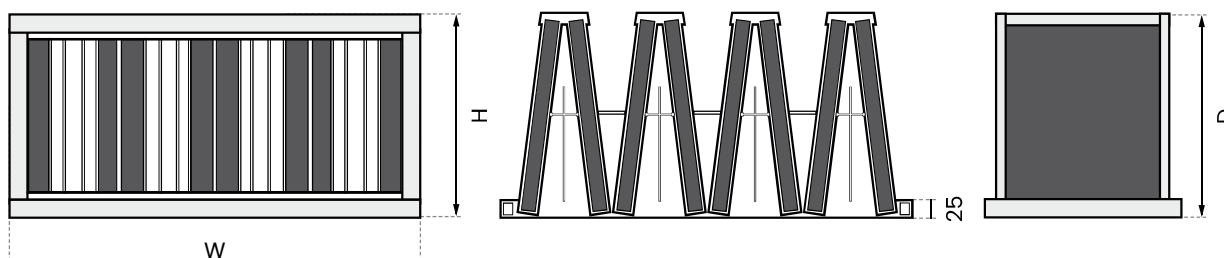
Application: filters with increased working temperature up to 100°C and temporary peaks up to 120°C are adopted for ventilation devices used in production processes where hot purified air is required. Most often UltraKompV HT filters are used in the pharmaceutical and food industries.

* The final operating pressure drop of the filters should be checked in the technical documentation or consulted with the manufacturer of the equipment being operated.

* All technical parameters provided in this specification are for informational purposes only. Actual values may differ by up to ±10% from the stated figures. The manufacturer assumes no responsibility for any consequences arising from the selection of filters in non-standard sizes based solely on the user's own calculations.

114

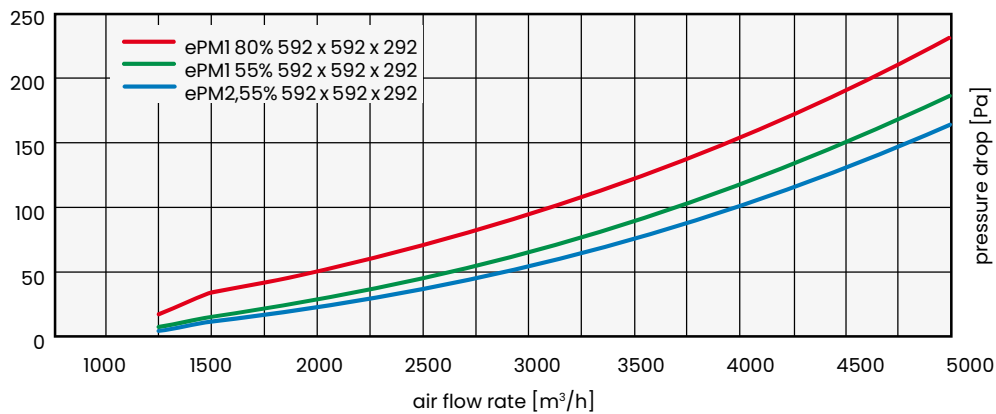
1. Operating temperature 100°C
2. Temperature spikes up to 120°C
3. High dust absorbency
4. Low pressure drop
5. Long filter lifespan
6. Resistance to humidity
7. Flame retardant (F1 acc. DIN 53438)
8. Disposal without toxic compounds



We reserve the right to make changes to the technical specifications at any time without prior notice, resulting from the continuous improvement of our products.

Technical data for various models of UltraKomp V HT filter classes: ePM2,5 55%, ePMI 55%, ePMI 80%

Product	Dimensions [mm]			Filtration Area [m ²]	Air flow rate [m ³ /h]	Initial pressure drop [Pa]		
	W	H	D			M6/ePM2,5 55%	F7/ePMI 55%	F9/ePMI 80%
UltraKomp V HT	592	292	292	8,5	1750	70	85	125
	592	492	292	15	2800	70	85	125
	592	592	292	18	3400	70	85	125





116

1. High dust absorbency
2. Low pressure drop
3. Long filter lifespan
4. Resistance to humidity
5. Flame retardant (F1 acc. DIN 53438)
6. Disposal without toxic compounds

high-temperature filters

UltraMas HT

ISO 16890 Class: ePM10 65%, ePM1 65%

EN 779:2012 Class: M6, F8

3 variants:

UltraMas HT 1H - flange on one side

UltraMas HT 2H - flanges on both sides

UltraMas HT - plain box

Filtration material: glass fiber
(glass microfibers)

Separators: aluminum

Casing: galvanized or stainless steel
filters are silicone-free

Sealing gasket: resistance to high temperature

Operating temperature: up to 270°C

*Final pressure drop derived from
the filter test standard: 450 Pa

Application: the UltraMas HT filter series has been designed to filter hot air up to 270°C. The filters are also designed to operate in harsh environments where there is concern about shocks, pulsations, and rapid changes in air flow. They are often used in industrial equipment placed near furnaces, particularly in paint shops as well as coating plants, etc.

* The final operating pressure drop of the filters should be checked in the technical documentation or consulted with the manufacturer of the equipment being operated.

* All technical parameters provided in this specification are for informational purposes only. Actual values may differ by up to ±10% from the stated figures. The manufacturer assumes no responsibility for any consequences arising from the selection of filters in non-standard sizes based solely on the user's own calculations.

We reserve the right to make changes to the technical specifications at any time without prior notice, resulting from the continuous improvement of our products.



UltraMas HT filters with one or two flanges

Surface area	Dimensions [mm]			Filtration area [m ²]	Air flow rate [m ³ /h]	Initial pressure drop [Pa]	
	W	H	D			M6 / ePM10 65%	F8 / ePM1 65%
standard	287	592	292	5	1700	170	200
	492	592	292	9	2700	170	200
	592	592	292	11	3400	170	200
enlarged*	287	592	292	8	1700	145	165
	492	592	292	14	2700	145	165
	592	592	292	17	3400	145	165
standard	305	610	292	5	1700	155	190
	490	610	292	9	2700	155	190
	610	610	292	11	3400	155	190
enlarged*	305	610	292	8,5	1700	130	155
	490	610	292	14	2700	130	155
	610	610	292	18	3400	130	155

* increased surface area in filters allows for less frequent filter changes



UltraMas HT filters without flange

Surface area	Dimensions [mm]			Filtration area [m ²]	Air flow rate [m ³ /h]	Initial pressure drop [Pa]	
	W	H	D			M6 / ePM10 65%	F8 / ePM1 65%
standard	287	592	292	6	1700	150	180
	492	592	292	10	2700	150	180
	592	592	292	12	3400	150	180
enlarged*	287	592	292	9,5	1700	130	150
	492	592	292	16	2700	130	150
	592	592	292	19	3400	130	150
standard	305	610	292	7	1700	140	170
	490	610	292	11	2700	140	170
	610	610	292	13	3400	140	170
enlarged*	305	610	292	10	1700	120	140
	490	610	292	17	2700	120	140
	610	610	292	21	3400	120	140

* increased surface area in filters allows for less frequent filter changes

We reserve the right to make changes to the technical specifications at any time without prior notice, resulting from the continuous improvement of our products.



UltraMet V292 HT

Filtration material:	glass fiber (glass microfibers)
Separators:	hot melt
Casing:	galvanized or stainless steel
Bonding:	two-component cold-mixed (polyurethane),
Sealing gasket:	on one side of the filter (continuous foam or flat)
Operating temperature:	120°C
*Final pressure drop derived from the filter test standard:	500 Pa

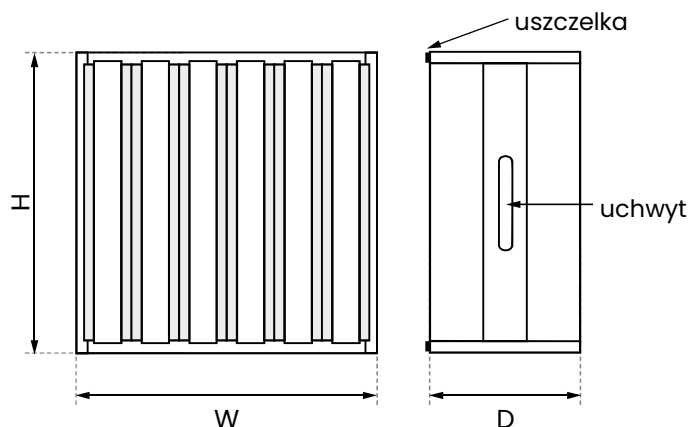
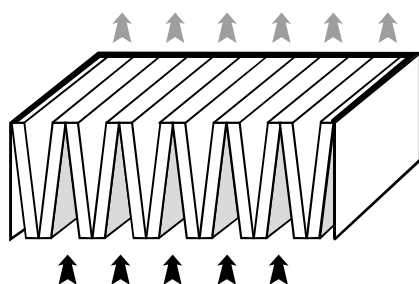
Application: high-temperature filters for 120°C are used in production processes where hot purified air is required. They are most commonly used in the pharmaceutical and food industries in conditions where they are tasked with filtering very large volumes of air while maintaining a high level of air purity. The V-shaped design technology is characterized by a large filtration area and low air flow resistance.

* The final operating pressure drop of the filters should be checked in the technical documentation or consulted with the manufacturer of the equipment being operated.

* All technical parameters provided in this specification are for informational purposes only. Actual values may differ by up to ±10% from the stated figures. The manufacturer assumes no responsibility for any consequences arising from the selection of filters in non-standard sizes based solely on the user's own calculations.

118

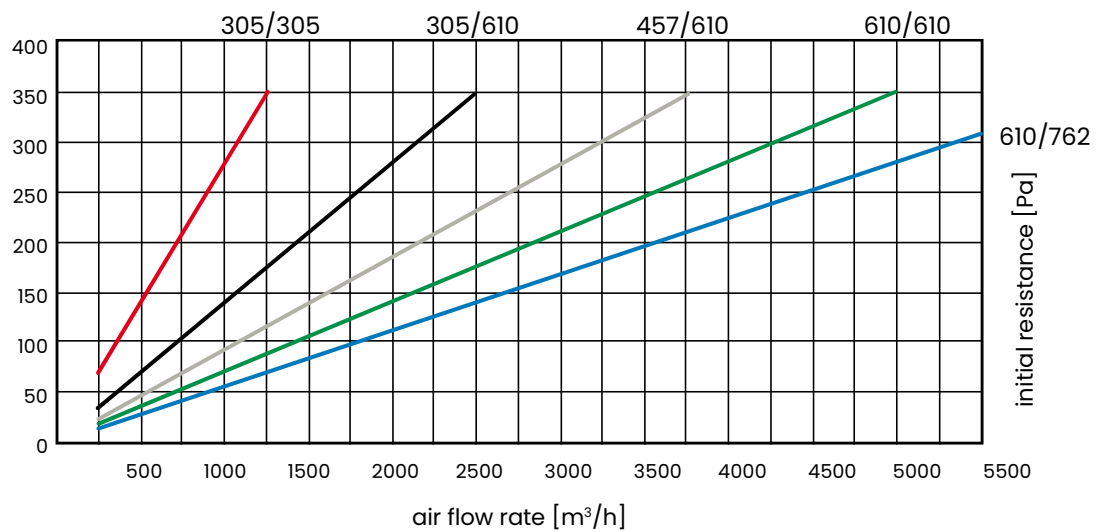
1. Operating temperature to 120°C
2. Durable and rigid construction
3. High dust absorbency
4. Low pressure drop
5. Long filter lifespan
6. Low energy costs
7. Resistance to humidity
8. Flame retardant (Fl acc. DIN 53438)



We reserve the right to make changes to the technical specifications at any time without prior notice, resulting from the continuous improvement of our products.

Product	Dimensions [mm]			Filtration Area [m ²]	Air flow rate [m ³ /h]	Initial pressure drop [Pa]	
	W	H	D			H13	H14
UltraMetV292 HT	305	305	292	10	1000	280	310
	305	610	292	20	2000	280	310
	457	610	292	30	3000	280	310
	610	610	292	40	4000	280	310
	610	762	292	50	5000	280	310

Pressure drop diagram for UltraMet V292 HT filters in H13 class with maximum bandwidth





UltraKas HT 40/55/78

ISO 16890 Class:	ePM10 60%, ePM1 65%
EN 779:2012 Class:	M6, F8
Filtration material:	glass fiber (glass microfibers)
Separators:	fiberglass strips
Casing:	aluminum, protective nets on both sides
Sealing gasket:	fiberglass
Temperature spikes:	up to 350°C
*Final pressure drop derived from the filter test standard:	450 Pa

Application: UltraKas HT 40/55/78 filter series has been designed to filter hot air up to 350°C. The filters are often used in industrial equipment placed near furnaces, particularly in paint shops, coating plants, as well as incinerators, etc.

* The final operating pressure drop of the filters should be checked in the technical documentation or consulted with the manufacturer of the equipment being operated.

* All technical parameters provided in this specification are for informational purposes only. Actual values may differ by up to ±10% from the stated figures. The manufacturer assumes no responsibility for any consequences arising from the selection of filters in non-standard sizes based solely on the user's own calculations.

120

1. Resistance to high temperatures
2. High dust absorbency
3. Low pressure drop
4. Long filter lifespan
5. Low operating costs
6. Flame retardant (Fl acc. DIN 53438)

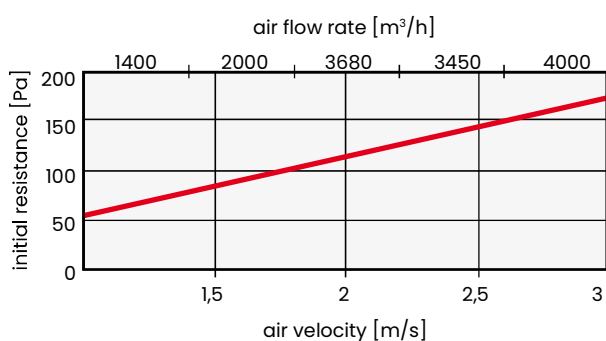
Standard UltraKas HT 40/55/78 filter sizes

Product	Dimensions [mm]			Filtration Area [m ²]	Air flow rate [m ³ /h]	Initial pressure drop [Pa]	
	W	H	D			M6/ePM10 60%	F8/ePM1 65%
UltraKas HT	480	480	40	3,3	990	45	100
	610	610	40	5,4	1600	45	100
	610	915	40	8,1	2400	45	100
	457	915	40	6,1	1800	45	100
	480	480	55	4,6	1240	70	100
	610	610	55	7,5	2000	70	100
	610	915	55	11,2	3000	70	100
	457	915	55	8,5	2250	70	100
	480	480	78	4,6	1240	70	100
	610	610	78	7,5	2000	70	100
	610	915	78	11,2	3000	70	100
	457	915	78	8,5	2250	70	100

We reserve the right to make changes to the technical specifications at any time without prior notice, resulting from the continuous improvement of our products.



1. 100% fiberglass
2. High temperature up to 300°C
3. High efficiency
4. Low pressure drop
5. Long filter lifespan
6. Low operating costs
7. Flame retardant (F1 acc. DIN 53438)



We reserve the right to make changes to the technical specifications at any time without prior notice, resulting from the continuous improvement of our products.

high-temperature filters

HT 300

ISO 16890 Class:	ISO Coarse 60%
EN 779:2012 Class:	G4
Average filtration rate (A_m):	~95 %
Air flow rate	1 m/s
Initial resistance:	58 Pa
*Final pressure drop derived from the filter test standard:	210 Pa
Max. operating temperature:	300°C
Permissible relative humidity:	100%
Standard sizes:	240 × 480 × 14 mm
	480 × 480 × 14 mm
	595 × 595 × 14 mm
	610 × 610 × 14 mm

Construction: progressively built-up glass microfibers bound together by a heat-resistant adhesive. A glass microfiber coating at the outlet that doesn't allow individual fibers to escape.

Casing: aluminum.

Application: the HT 300 filters are designed to filter hot air up to 300°C. The filters are often used in industrial equipment placed near furnaces, particularly in paint shops, coating plants, dryer houses and incinerators.

* The final operating pressure drop of the filters should be checked in the technical documentation or consulted with the manufacturer of the equipment being operated.

* All technical parameters provided in this specification are for informational purposes only. Actual values may differ by up to ±10% from the stated figures. The manufacturer assumes no responsibility for any consequences arising from the selection of filters in non-standard sizes based solely on the user's own calculations.



high-temperature filters

HT 200



ISO 16890 Class:	ePM10 50%
EN 779:2012 Class:	M5
Average filtration rate (A_m):	96 %
Air flow rate:	0,25 m/s
Initial pressure drop:	25 Pa
Max. operating temperature:	200°C
Permissible relative humidity:	100%

Filtration material: technology based on thermal bonding of pure, homogeneous and durable synthetic nonwoven (100% polyester), progressively built-up (increasing fiber density) to ensure maximum efficiency in removing dust from the air with minimal pressure drop and long filter service life, resulting in low operating and maintenance costs.

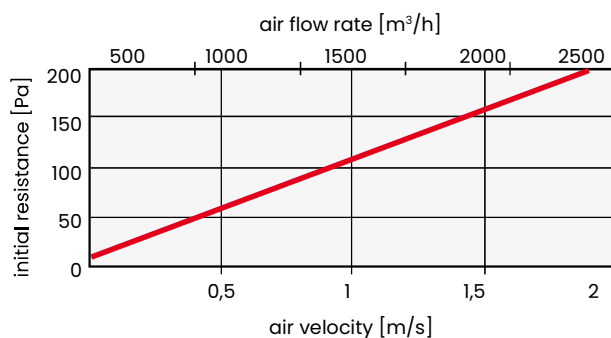
Application: UltraKas HT 200 filters are designed to filter hot air up to 200°C. The filters are often used in industrial equipment placed near furnaces, particularly in paint shops, coating plants, dryer houses and incinerators.

122

1. Synthetic nonwovens
- 100% polyester
2. High dust absorbency
3. Low pressure drop
4. Long filter lifespan
5. Resistance to humidity
6. Flame retardant (Fl acc. DIN 53438)

* The final operating pressure drop of the filters should be checked in the technical documentation or consulted with the manufacturer of the equipment being operated.

* All technical parameters provided in this specification are for informational purposes only. Actual values may differ by up to ±10% from the stated figures. The manufacturer assumes no responsibility for any consequences arising from the selection of filters in non-standard sizes based solely on the user's own calculations.



We reserve the right to make changes to the technical specifications at any time without prior notice, resulting from the continuous improvement of our products.

09

METAL GREASE FILTERS

metal grease filters

UltraFat



ISO 16890 Class:	ISO Coarse 20%
	ISO Coarse 30%
EN 779:2012 Class:	G1, G2
Max. operating temperature:	<300°C
Efficiency:	~95%
Permissible relative humidity:	<100%

Filtration material: high-grade knitted fabric of galvanized, aluminum or stainless steel, intertwined in a special way to maximize grease particle capture efficiency and increase dust absorbency.

Construction: knitted metal fabric framed in a galvanized, aluminum or stainless steel, special heavy-duty safety nets on both sides of the filter. The filters are manufactured in all sizes to fit various types of equipment.

Application: thanks to its special design, it is unrivaled in grease separation from filtered air. It is used in cooker hoods employed in gastronomy, hotels, hospitals, single family houses; special durable construction allows for multiple regeneration of the filter by washing or blowing it with compressed air, which significantly reduces operating costs; the range of knitted metal products is very large and goes far beyond ventilation and air conditioning. They are used in machines, mufflers and separators.

1. High efficiency
2. Low pressure drop
3. Durable construction
4. Easy regeneration
5. Low operation costs
6. Resistance to humidity
7. Non-flammable
8. Standard and custom sizes

* The final operating pressure drop of the filters should be checked in the technical documentation or consulted with the manufacturer of the equipment being operated.

* All technical parameters provided in this specification are for informational purposes only. Actual values may differ by up to ±10% from the stated figures. The manufacturer assumes no responsibility for any consequences arising from the selection of filters in non-standard sizes based solely on the user's own calculations.




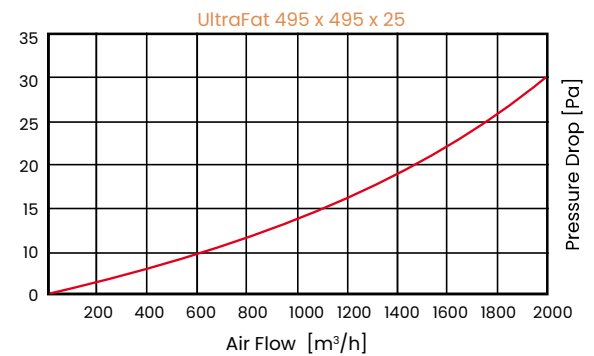
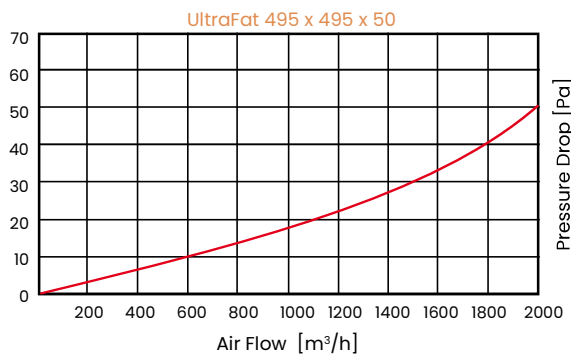
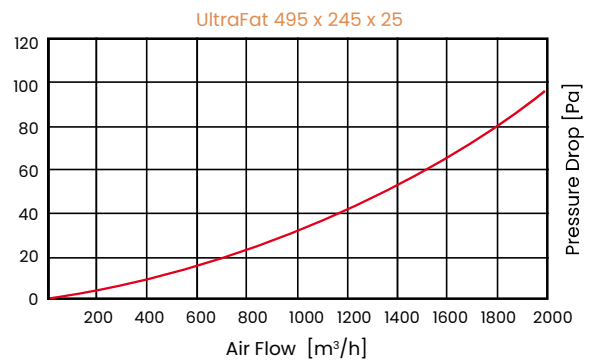
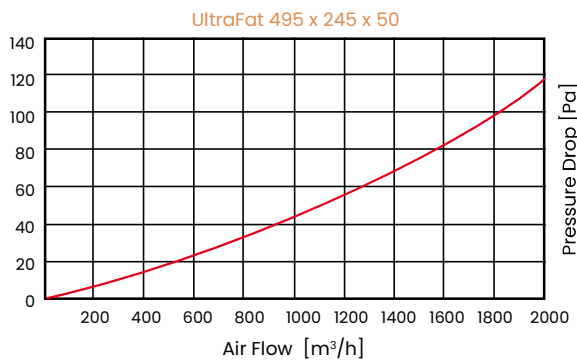
We reserve the right to make changes to the technical specifications at any time without prior notice, resulting from the continuous improvement of our products.

metal grease filters



The most common sizes of UltraFat filters used in gastronomy

Product	Dimensions [mm]			Grease filtering capacity	Air flow rate [m³/h]	Initial pressure drop [Pa]
	W	H	D			G1/ISO Coarse 20%
UltraFat	495	245	25	90	1000	30
	495	495	25	90	2000	30



Used as pre-filters in air conditioning and ventilation

The most common sizes

Product	Dimensions [mm]			Grease filtering capacity	Air flow rate [m³/h]	Initial pressure drop [Pa]
	W	H	D			G2/ISO Coarse 30%
UltraFat	495	245	50	96	1000	45
	495	495	50	96	2000	50
	592	592	48	96	2500	45
	592	592	100	96	2500	60

We reserve the right to make changes to the technical specifications at any time without prior notice, resulting from the continuous improvement of our products.

10

CARBON FILTERS

UltraPac	127
UltraSorb CW292	128
UltraSorb CW292 MIX	129
UltraSorb C150	130
UltraSorb VMet	132
UltraSorb KP	133
UltraCarb 10	134
UltraCarb 10+KOH	135

carbon filters

UltraPac



1. Activated carbon filters
2. Durable construction
3. Air deodorization
4. Long filter lifespan
5. Low energy costs
6. PZH certificate

ISO 16890 Class:	ePM10 55%, ePM2,5 65%,
*Final pressure drop derived from the filter test standard:	300 Pa
EN 779:2012 Class:	M5, F7
*Final pressure drop derived from the filter test standard:	450 Pa
Temperature resistance:	<80°C
Depth [D]:	25, 48, 96 mm

Filtration material: synthetic nonwoven fabric impregnated with activated carbon.

Casing: heavy-duty plastic.

Application: filters with nonwoven fabric impregnated with activated carbon are used to remove odors, i.e. air deodorization in air conditioning and ventilation systems, kitchen, paint and industrial installations.

They purify the air by removing solvents, hydrocarbons and organic compounds. They also purify other gases which includes exhaust gas desulfurization, removal of dioxins, mercury and other pollutants from exhaust gases.

Filters are not recommended for use in environments with elevated temperature or humidity levels due to the decreasing sorption capacity as the above parameters increase.

* The final operating pressure drop of the filters should be checked in the technical documentation or consulted with the manufacturer of the equipment being operated.

* All technical parameters provided in this specification are for informational purposes only. Actual values may differ by up to ±10% from the stated figures. The manufacturer assumes no responsibility for any consequences arising from the selection of filters in non-standard sizes based solely on the user's own calculations.

Technical data

Product	Dimensions [mm]			Filtration Area [m ²]	Air Flow Rate [m ³ /h]	Initial Pressure Drop [Pa]	
	W	H	D			M5/ePM10 55%	F7/ePM2,5 65%
UltraPac	592	287	48	2,6	1000	29	33
	592	492	48	4,4	1500	28	32
	592	592	48	5,3	2250	40	46

We reserve the right to make changes to the technical specifications at any time without prior notice, resulting from the continuous improvement of our products.

carbon filters



UltraSorb CW292

Filtration material: granulated activated carbon panels.

Construction: galvanized steel cassettes framed in a durable plastic.

Application: activated carbon filters are used for odor removal, i.e. deodorization in air conditioning and ventilation systems, kitchen installations, paint shops, and industrial installations.

They purify the air by removing solvents, hydrocarbons and organic compounds. They also purify other gases which includes exhaust gas desulfurization, removal of dioxins, mercury and other pollutants from exhaust gases.

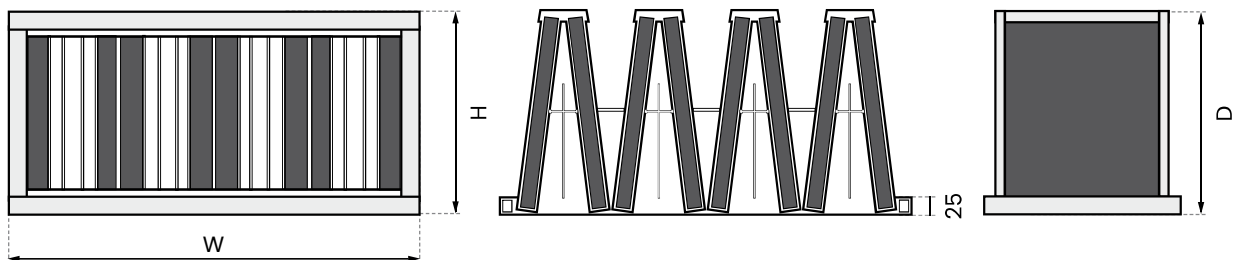
Ultra Sorb CW292 filters are not recommended for use in environments with elevated temperature or humidity levels due to the decreasing sorption capacity as the above parameters increase.

1. Activated carbon filters
2. Durable construction
3. Air deodorization
4. Long filter lifespan
5. Low energy costs
6. PZH certificate

128

* The final operating pressure drop of the filters should be checked in the technical documentation or consulted with the manufacturer of the equipment being operated.

* All technical parameters provided in this specification are for informational purposes only. Actual values may differ by up to $\pm 10\%$ from the stated figures. The manufacturer assumes no responsibility for any consequences arising from the selection of filters in non-standard sizes based solely on the user's own calculations.



Technical data for various UltraSorb CW292 carbon filter models

Product	Dimensions [mm]			Thickness of the Carbon Insert [mm]	Air Flow Rate [m ³ /h]	Initial Pressure Drop [Pa]	Carbon Quantity [kg]
	W	H	D				
UltraSorb CW292	592	287	292	22	1200	140	6,5
	592	492	292	22	2000	140	9
	592	592	292	22	2400	140	13

We reserve the right to make changes to the technical specifications at any time without prior notice, resulting from the continuous improvement of our products.

carbon filters

UltraSorb
CW292 MIX

Max. operating temperature: $<80^{\circ}\text{C}$

*Final pressure drop derived from the filter test standard: 600 Pa

Filtration material: synthetic nonwoven fabric impregnated with activated carbon.

Casing: heavy-duty plastic.

Application: filters with nonwoven fabric impregnated with activated carbon are used to remove odors, i.e. air deodorization in air conditioning and ventilation systems, kitchen, paint and industrial installations.

They purify the air by removing solvents, hydrocarbons and organic compounds. They also purify other gases which includes exhaust gas desulfurization, removal of dioxins, mercury and other pollutants from exhaust gases.


Ultra Sorb CW292 MIX filters are not recommended for use in environments with elevated temperature or humidity levels due to the decreasing sorption capacity as the above parameters increase.

129

1. Activated carbon filters
2. Durable construction
3. Air deodorization
4. Long filter lifespan
5. Low energy costs
6. PZH certificate

* The final operating pressure drop of the filters should be checked in the technical documentation or consulted with the manufacturer of the equipment being operated.

* All technical parameters provided in this specification are for informational purposes only. Actual values may differ by up to $\pm 10\%$ from the stated figures. The manufacturer assumes no responsibility for any consequences arising from the selection of filters in non-standard sizes based solely on the user's own calculations.



Dane techniczne dla różnych modeli filtra węglowego UltraSorb CW292 MIX

Product	Dimensions [mm]			Filtration Area [m ²]	Air Flow Rate [m ³ /h]	Initial Pressure Drop [Pa]	
	W	H	D			M5/ePM10 50%	F7/ePM2,5 65%
UltraSorb CW292MIX	592	287	292	6	1700	70	80
	592	492	292	10	2800	70	80
	592	592	292	12	3400	70	80

We reserve the right to make changes to the technical specifications at any time without prior notice, resulting from the continuous improvement of our products.

carbon filters

UltraSorb C150



Filtration material: high-quality granulated activated carbon with high capacity of adsorption.

Grain diameter up to 4 mm.

Construction: the casing is made of steel in the form of a tube with one side blanked off.

The tubes come in two lengths and they are mounted in special assembly frames.

Application: activated carbon filters are used for odor removal, i.e. deodorization in air conditioning and ventilation systems, kitchen installations, paint shops, and industrial installations.

They purify the air to remove solvents, hydrocarbons and organic compounds. They also purify other gases which includes exhaust gas desulfurization, removal of dioxins, mercury and other pollutants from exhaust gases.

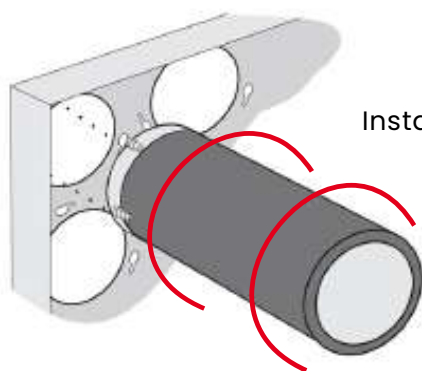
Ultra Sorb C150 filters are not recommended for use in environments with elevated temperature or humidity levels due to the decreasing sorption capacity.

1. Activated carbon filters
2. Durable construction
3. Air deodorization
4. Long filter lifespan
5. Low energy costs
6. PZH certificate

130

* The final operating pressure drop of the filters should be checked in the technical documentation or consulted with the manufacturer of the equipment being operated.

* All technical parameters provided in this specification are for informational purposes only. Actual values may differ by up to $\pm 10\%$ from the stated figures. The manufacturer assumes no responsibility for any consequences arising from the selection of filters in non-standard sizes based solely on the user's own calculations.



Installation method

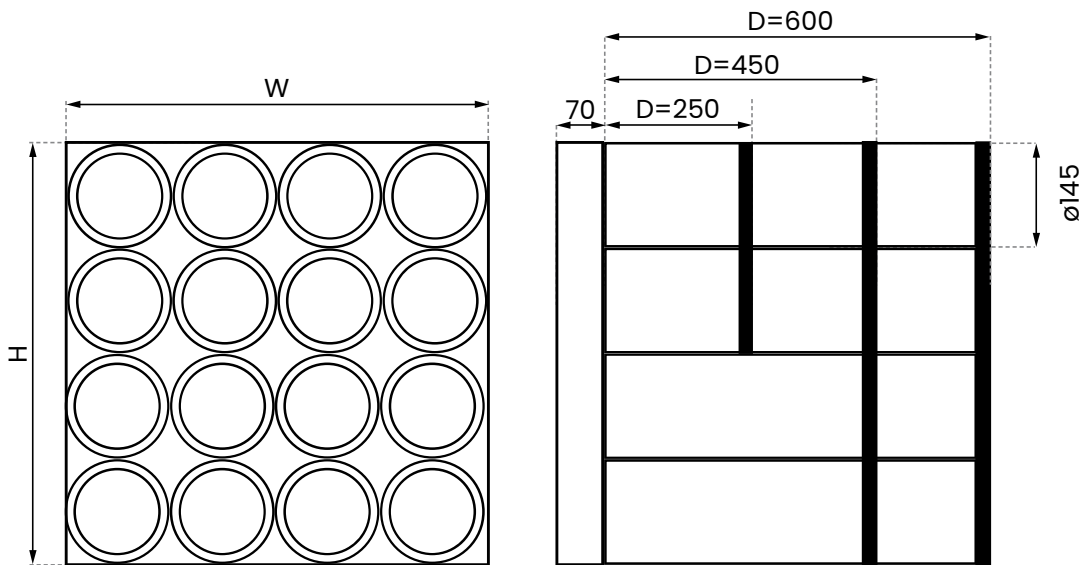


We reserve the right to make changes to the technical specifications at any time without prior notice, resulting from the continuous improvement of our products.

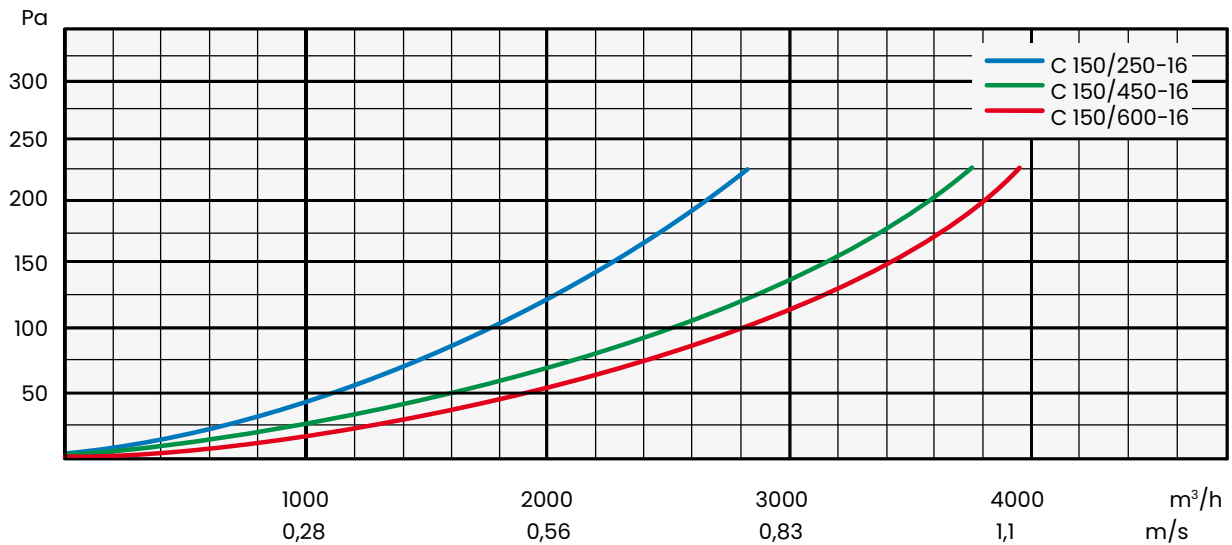
Technical data for various models of the UltraSorb C150 carbon filter

Filter Type	Dimensions [mm]			Carbon Quantity [kg]	Contact Time / Pressure Drop in the Filter							
	W	H	D		for Q=850 m ³ /h		for Q=1700 m ³ /h		for Q=2550 m ³ /h		for Q=3400 m ³ /h	
C 150/250-8	305	610	250	9,2	0,08 s	91 Pa	0,04 s	286 Pa	-	-	-	-
C 150/250-16	610	610	250	18,4	0,16 s	32 Pa	0,08 s	93 Pa	0,06 s	186 Pa	0,04 s	308 Pa
C 150/450-8	305	610	450	16,8	0,14 s	45 Pa	0,07 s	149 Pa	0,05 s	314 Pa	-	-
C 150/450-16	610	610	450	33,6	0,28 s	16 Pa	0,14 s	49 Pa	0,09 s	101 Pa	0,07 s	171 Pa
C 150/600-8	305	610	600	24	0,19 s	35 Pa	0,10 s	122 Pa	0,06 s	261 Pa	0,05 s	458 Pa
C 150/600-16	610	610	600	48	0,38 s	12 Pa	0,20 s	39 Pa	0,12 s	82 Pa	0,10 s	144 Pa

Dimensions



Air flow diagram for carbon filter UltraSorb C150



We reserve the right to make changes to the technical specifications at any time without prior notice, resulting from the continuous improvement of our products.

carbon filters



UltraSorb VMet

Construction: encapsulated in a galvanized or stainless steel cassette high-quality granular activated carbon.

Application: activated carbon filters are used for odor removal, i.e. deodorization in air conditioning and ventilation systems, kitchen installations, paint shops, and industrial installations.

Grain diameter up to 4 mm.

Activated carbon cassettes arranged in a V-shape for maximum bandwidth.

They purify the air to remove solvents, hydrocarbons and organic compounds. They also purify other gases which includes exhaust gas desulfurization, removal of dioxins, mercury and other pollutants from exhaust gases.

Ultra Sorb VMet filters are not recommended for use in environments with elevated temperature or humidity levels due to the decreasing sorption capacity.

* The final operating pressure drop of the filters should be checked in the technical documentation or consulted with the manufacturer of the equipment being operated.

* All technical parameters provided in this specification are for informational purposes only. Actual values may differ by up to $\pm 10\%$ from the stated figures. The manufacturer assumes no responsibility for any consequences arising from the selection of filters in non-standard sizes based solely on the user's own calculations.

132

1. Activated carbon filters
2. Durable construction
3. High capacity, adsorption
4. Long filter lifespan
5. Manufactured in all sizes
6. Low energy costs
7. PZH certificate

UltraSorb VMet filters are manufactured in all sizes.

Technical data for various models of the UltraSorb VMet carbon filter

Product	Dimensions [mm]			Thickness of the Carbon Insert [mm]	Air Flow Rate [m ³ /h]	Initial Pressure Drop [Pa]	Carbon Quantity [kg]
	W	H	D				
UltraSorb CW292	610	305	292	22	1200	130	
	610	610	292	22	2400	130	

We reserve the right to make changes to the technical specifications at any time without prior notice, resulting from the continuous improvement of our products.

carbon filters

UltraSorb KP

Construction: encapsulated in a galvanized or stainless steel cassette high-quality granular activated carbon.

Application: activated carbon filters are used for odor removal, i.e. deodorization in air conditioning and ventilation systems, kitchen installations, paint shops, and industrial installations.

Grain diameter up to 4 mm.

They purify the air to remove solvents, hydrocarbons and organic compounds. They also purify other gases which includes exhaust gas desulfurization, removal of dioxins, mercury and other pollutants from exhaust gases.

Ultra Sorb KP filters are not recommended for use in environments with elevated temperature or humidity levels due to the decreasing sorption capacity.

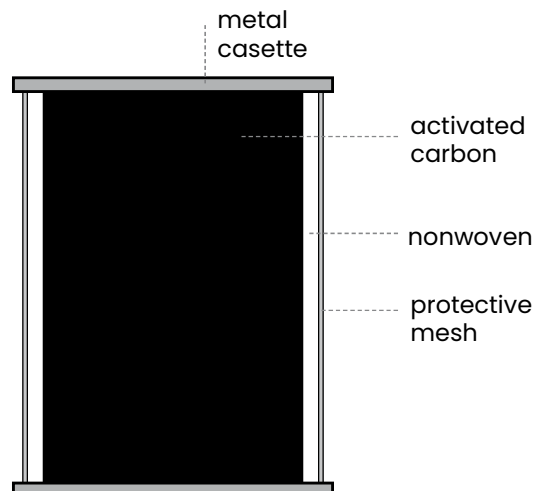
* The final operating pressure drop of the filters should be checked in the technical documentation or consulted with the manufacturer of the equipment being operated.

* All technical parameters provided in this specification are for informational purposes only. Actual values may differ by up to $\pm 10\%$ from the stated figures. The manufacturer assumes no responsibility for any consequences arising from the selection of filters in non-standard sizes based solely on the user's own calculations.

1. Activated carbon filters
2. Durable construction
3. High capacity, adsorption
4. Long filter lifespan
5. Manufactured in all sizes
6. Low energy costs
7. PZH certificate

UltraSorb KP filters are manufactured in all sizes.

UltraSorb KP filter
cross-section



We reserve the right to make changes to the technical specifications at any time without prior notice, resulting from the continuous improvement of our products.

carbon filters**UltraCarb 10**

Type: molded anthracite carbon

Parameters: **Guaranteed** **typical**

Parameters:	Guaranteed	typical
Specific surface area		
BET method (m ² /g):	min. 950	1020
Iodine value (mg/g):	min. 900	990
CTC (%):	min. 60	64
Benzene adsorption (%):	min. 30	36
Humidity (%):	max. 5	2
Hardness (%):	min. 96	98
Bulk density (g/l):		500 ± 30
Grain size (ø mm):		2, 3 or 4

UltraCarb 10 is an activated carbon specially formulated for the purification of air from gases. Typical properties are high adsorption capacity and high hardness.

1. High hardness
2. High adsorption capacity
3. Purifies the air and gases
4. Grain size 2, 3 or 4 mm

carbon filters

UltraCarb 10+KOH

Type:	molded bituminous carbon
Parameters:	typical
Specific surface area BET method (m ² /g):	Approx. 1050
CTC (%):	min. 60
Humidity (%):	10-15
Bulk density (g/l):	Approx. 570
Grain size (ø mm):	3, 4

UltraCarb 10+KOH is a molded KOH-impregnated activated carbon specially formulated to remove H₂S, SO₂, mercaptans and acid gases.

Carbon is used in the adsorption of fluoric acid.

Warning: this product has corrosive effect, it should be used in filters made of acid-resistant materials (stainless steel, plastic-coated metals or plastic).

1. High hardness
2. High adsorption capacity
3. Impregnated with potassium hydroxide
4. Grain size 3 or 4 mm

11

ROLLER FILTERS

roller filters



Roller Filters

EN 779:2012 Class:	G3
Material weight:	290 g/m ²
Length of material on rollers:	20 m
Air flow rate:	2,5 m/s
Bandwidth:	9000 m ³ /h
Initial resistance:	48 Pa
*Final pressure drop derived from the filter test standard:	250 Pa
Resistance to temperature:	up to 120°C
Non-flammability class:	Warrington BS 476/4

Filtration material: flexible, progressively built-up fiberglass, saturated with light gel perfectly binding pollutants from the filtered air.

Automatic roller filters (scroll filters) for ventilation systems: AAF, FARR, VOKES, TROX, SCHIRP, DELBAG, CAMBRIDGE, CONTINENTAL.

* The final operating pressure drop of the filters should be checked in the technical documentation or consulted with the manufacturer of the equipment being operated.

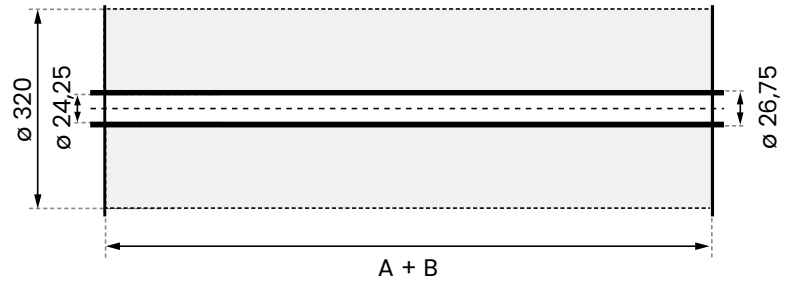
* All technical parameters provided in this specification are for informational purposes only. Actual values may differ by up to ±10% from the stated figures. The manufacturer assumes no responsibility for any consequences arising from the selection of filters in non-standard sizes based solely on the user's own calculations.

1. High efficiency
2. Low pressure drop
3. High dust absorbency
4. Resistance to temperatures up to 120°C

MATIC type, application for AAF and CEAG systems

Filter wound on a metal core protected by metal sleeves

Type	core length A [mm]	nonwoven width B [mm]
MATIC 3	836	836
MATIC 4	1141	1141
MATIC 5	1446	1446
MATIC 6	1751	1751
MATIC 7	2056	2056



KLEEN type, application in SCHIRP and FARR systems

Filter wound on a cardboard core

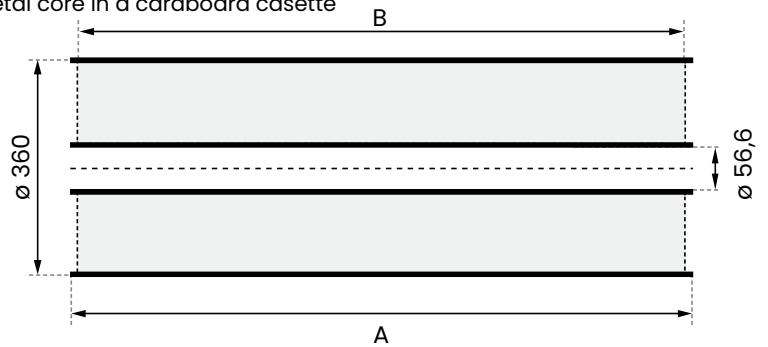
Type	core length A [mm]	nonwoven width B [mm]
KLEEN 3	836	836
KLEEN 4	1141	1141
KLEEN 5	1446	1446
KLEEN 6	1751	1751
KLEEN 7	2056	2056



TROX type, application in TROX systems

Filter wound on a metal core in a cardboard cassette

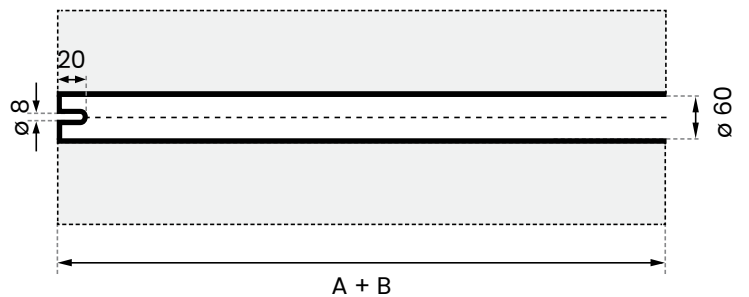
Type	core length A [mm]		nonwoven width B [mm]	
	nominal	actual	nominal	actual
TROX 3	950	895	950	860
TROX 4	1250	1195	1250	1160
TROX 5	1550	1495	1550	1460
TROX 6	1850	1795	1850	1760
TROX 7	2150	2095	2150	2060



VOKES type, application in VOKES systems

Filter wound on a metal core

Type	core length A [mm]	nonwoven width B [mm]
VOKES 3/A	850	850
VOKES 4/B	1140	1140
VOKES 5/C	1440	1440
VOKES 6/D	1740	1740
VOKES 7/E	1850	1850



We reserve the right to make changes to the technical specifications at any time without prior notice, resulting from the continuous improvement of our products.

12

EPA/HEPA FILTERS

UltraWood 78	140
UltraWood 150	145
UltraWood 292	150
UltraAlu 70	155
UltraAlu 78	160
UltraAlu 150	165
UltraMet 78	170
UltraMet 150	175
UltraMet 292	180
UltraGel	185
UltraClin	189
UltraMet V292	191
UltraHood	193

UltraWood 78

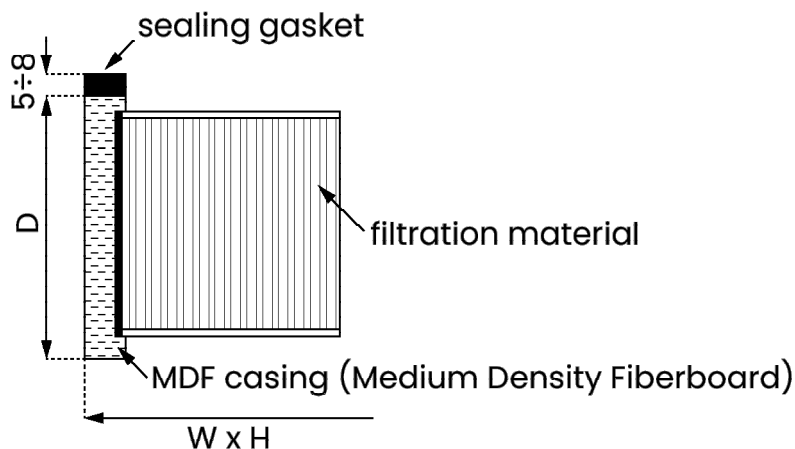


PN-EN 1822:2009 Class:	E10, E11, H13, H14
Filtration material:	glass fiber (glass microfibers)
Separators:	hot melt
Casing:	MDF (Medium Density Fiberboard)
Bonding:	two-component, cold-mixed (polyurethane)
Sealing gasket:	on one side of the filter (continuous foam or flat)
Max. operating temperature:	80°C
Permissible relative humidity:	>90%
*Final pressure drop derived from the filter test standard:	500 Pa
Protective net:	optionally on one or both sides

1. Durable and rigid construction
2. High dust absorbency
3. Low pressure drop
4. Long filter lifespan
5. Low energy costs
6. Resistance to humidity
7. Flame retardant (F1 acc. DIN 53438)
8. Disposal without toxic compounds

* The final operating pressure drop of the filters should be checked in the technical documentation or consulted with the manufacturer of the equipment being operated.

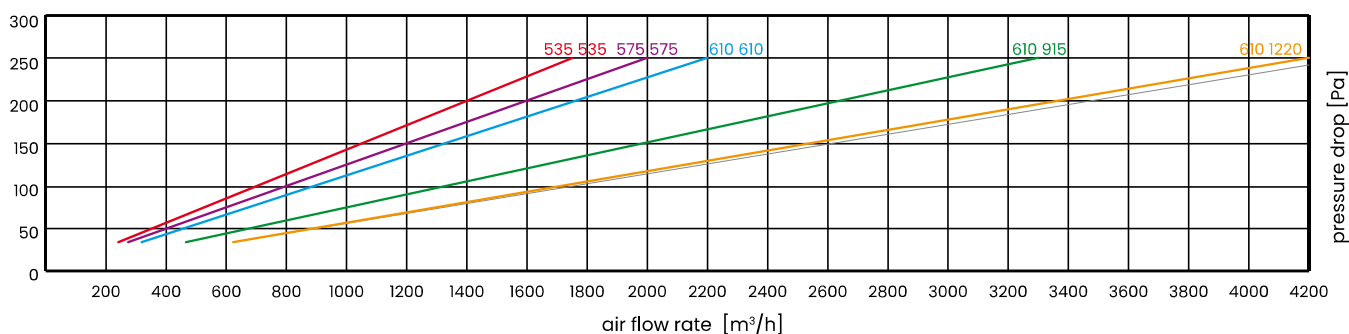
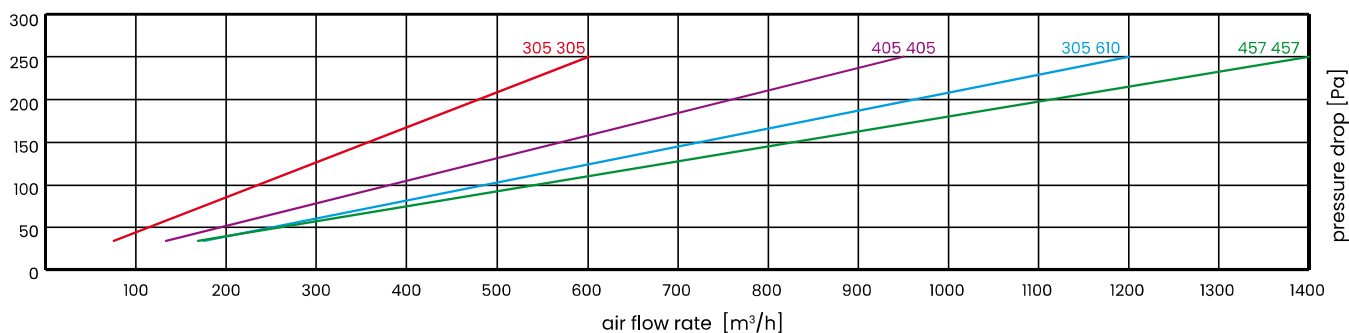
* All technical parameters provided in this specification are for informational purposes only. Actual values may differ by up to $\pm 10\%$ from the stated figures. The manufacturer assumes no responsibility for any consequences arising from the selection of filters in non-standard sizes based solely on the user's own calculations.



We reserve the right to make changes to the technical specifications at any time without prior notice, resulting from the continuous improvement of our products.

Technical data for standard filters based on the results of laboratory tests carried out in accordance with EN 1822

Filtration Class	Product	Dimensions [mm]			Filtration Area [m ²]	Air Flow Rate [m ³ /h]	Initial Pressure Drop [Pa]
		W	H	D			
E10	UltraWood78	305	305	78	2,6	600	250
		405	405	78	4,6	950	250
		305	610	78	5,2	1200	250
		457	457	78	5,9	1400	250
		535	535	78	8,1	1750	250
		575	575	78	9,4	2000	250
		610	610	78	10,6	2200	250
		610	915	78	15,8	3300	250
		610	1220	78	21,2	4200	250

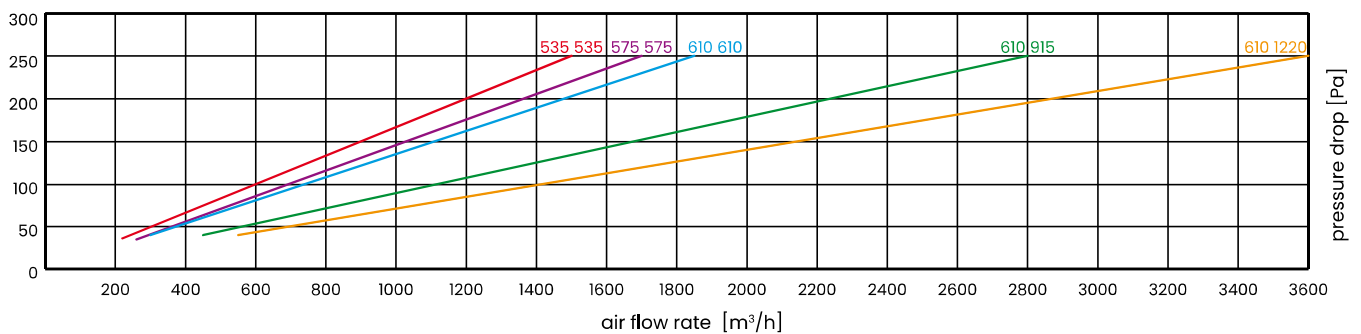
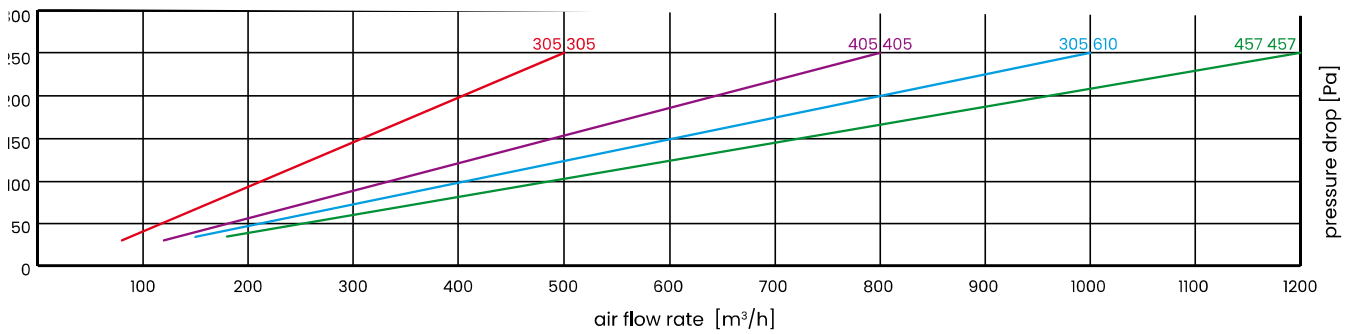


Filters in MDF casings are manufactured in all sizes, but we recommend that the front area of the filter does not exceed 0.6 m².

We reserve the right to make changes to the technical specifications at any time without prior notice, resulting from the continuous improvement of our products.

Technical data for standard filters based on the results of laboratory tests carried out in accordance with EN 1822

Filtration Class	Product	Dimensions [mm]			Filtration Area [m ²]	Air Flow Rate [m ³ /h]	Initial Pressure Drop [Pa]
		W	H	D			
E11	UltraWood78	305	305	78	2,6	500	250
		405	405	78	4,6	800	250
		305	610	78	5,2	1000	250
		457	457	78	5,9	1200	250
		535	535	78	8,1	1500	250
		575	575	78	9,4	1700	250
		610	610	78	10,6	1850	250
		610	915	78	15,8	2800	250
		610	1220	78	21,2	3600	250

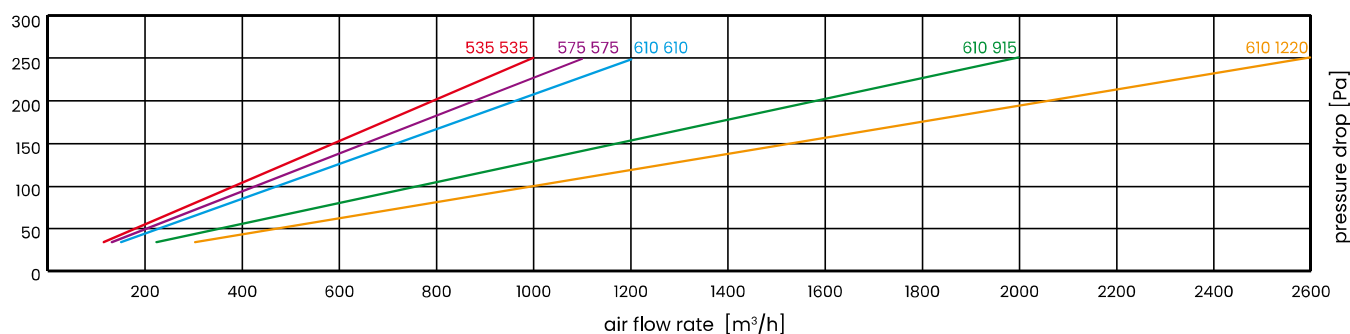
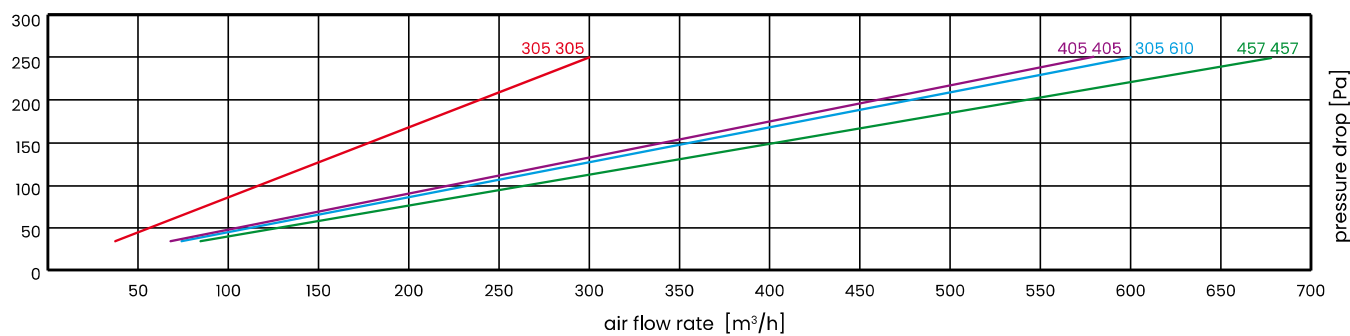


Filters in MDF casings are manufactured in all sizes, but we recommend that the front area of the filter does not exceed 0.6 m².

We reserve the right to make changes to the technical specifications at any time without prior notice, resulting from the continuous improvement of our products.

Technical data for standard filters based on the results of laboratory tests carried out in accordance with EN 1822

Filtration Class	Product	Dimensions [mm]			Filtration Area [m ²]	Air Flow Rate [m ³ /h]	Initial Pressure Drop [Pa]
		W	H	D			
HI3	UltraWood78	305	305	78	2,6	300	250
		405	405	78	4,6	580	250
		305	610	78	5,2	600	250
		457	457	78	5,9	680	250
		535	535	78	8,1	1000	250
		575	575	78	9,4	1100	250
		610	610	78	10,6	1200	250
		610	915	78	15,8	2000	250
		610	1220	78	21,2	2600	250

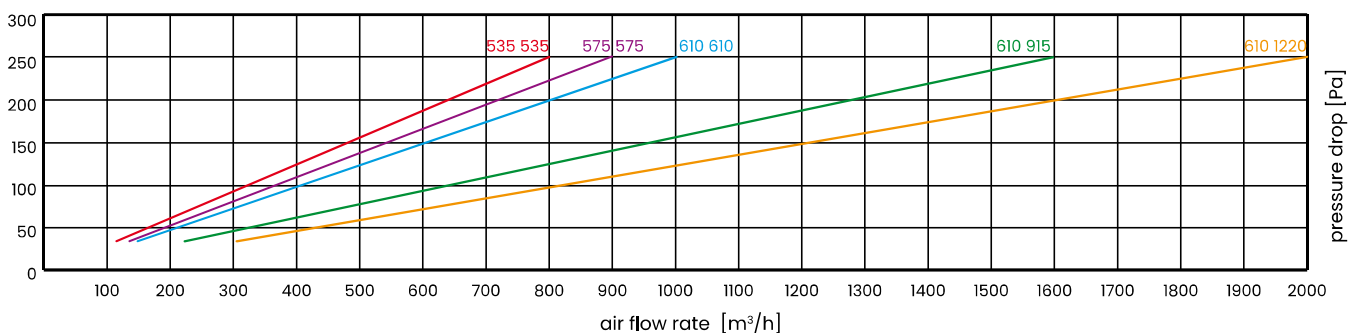
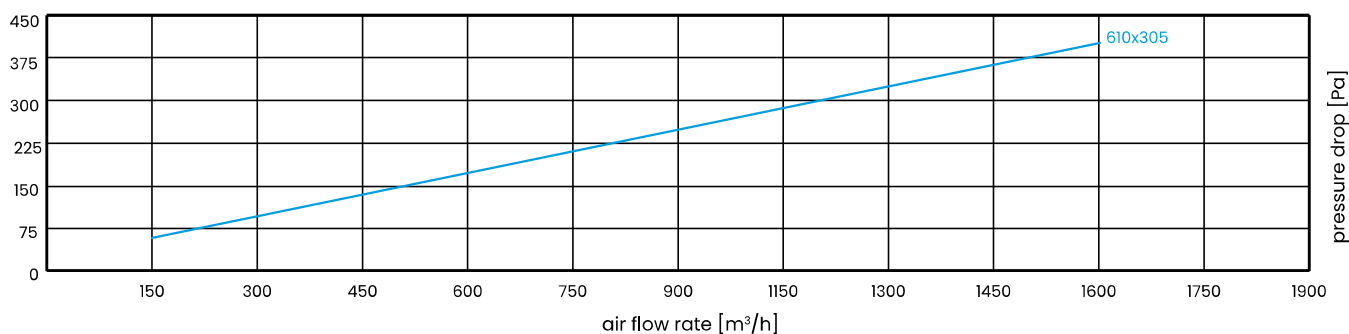


Filters in MDF casings are manufactured in all sizes, but we recommend that the front area of the filter does not exceed 0.6 m².

We reserve the right to make changes to the technical specifications at any time without prior notice, resulting from the continuous improvement of our products.

Technical data for standard filters based on the results of laboratory tests carried out in accordance with EN 1822

Filtration Class	Product	Dimensions [mm]			Filtration Area [m ²]	Air Flow Rate [m ³ /h]	Initial Pressure Drop [Pa]
		W	H	D			
H14	UltraWood78	305	305	78	2,6	270	250
		405	405	78	4,6	480	250
		305	610	78	5,2	500	250
		457	457	78	5,9	580	250
		535	535	78	8,1	800	250
		575	575	78	9,4	900	250
		610	610	78	10,6	1000	250
		610	915	78	15,8	1600	250
		610	1220	78	21,2	2000	250



Filters in MDF casings are manufactured in all sizes, but we recommend that the front area of the filter does not exceed 0.6 m².

We reserve the right to make changes to the technical specifications at any time without prior notice, resulting from the continuous improvement of our products.

EPA/HEPA filters

UltraWood 150



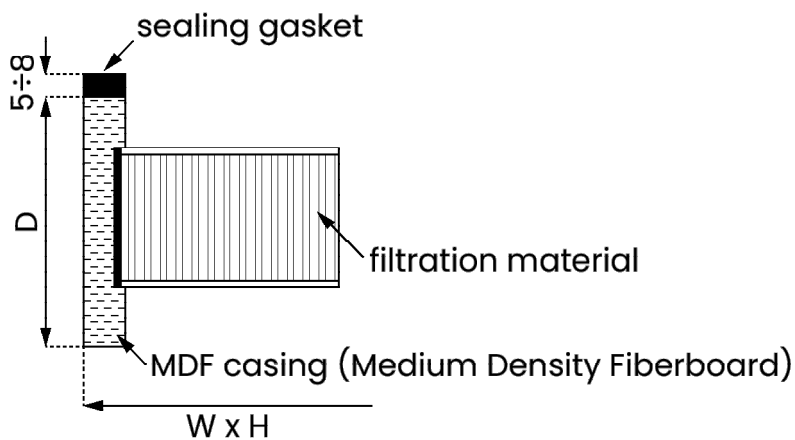
PN-EN 1822:2009 Class:	E10, E11, H13, H14
Filtration material:	glass fiber (glass microfibers)
Separators:	hot melt
Casing:	MDF (Medium Density Fiberboard)
Bonding:	two-component, cold-mixed (polyurethane)
Sealing gasket:	on one side of the filter (continuous foam or flat)
Max. operating temperature:	80°C
Permissible relative humidity:	>90%
*Final pressure drop derived from the filter test standard:	500 Pa
Protective net:	optionally on one or both sides

1. Durable and rigid construction
2. High dust absorbency
3. Low pressure drop
4. Long filter lifespan
5. Low energy costs
6. Resistance to humidity
7. Flame retardant (F1 acc. DIN 53438)
8. Disposal without toxic compounds

* The final operating pressure drop of the filters should be checked in the technical documentation or consulted with the manufacturer of the equipment being operated.

* All technical parameters provided in this specification are for informational purposes only. Actual values may differ by up to ±10% from the stated figures. The manufacturer assumes no responsibility for any consequences arising from the selection of filters in non-standard sizes based solely on the user's own calculations.

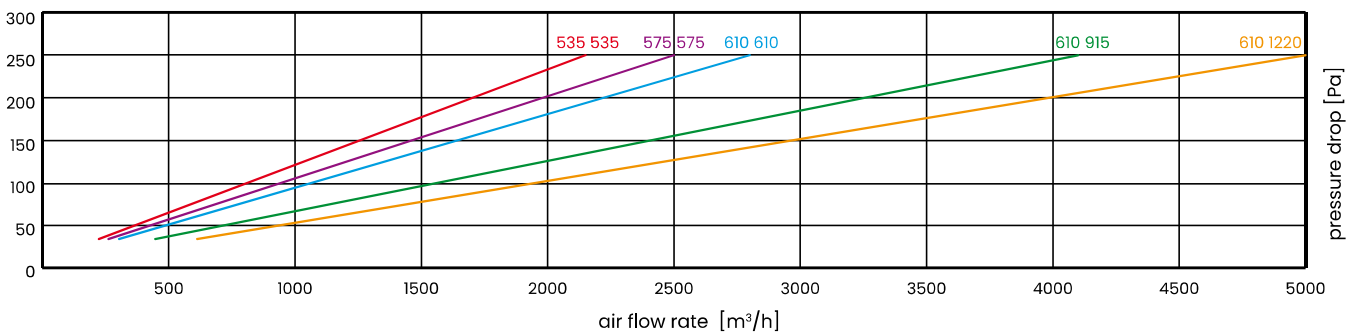
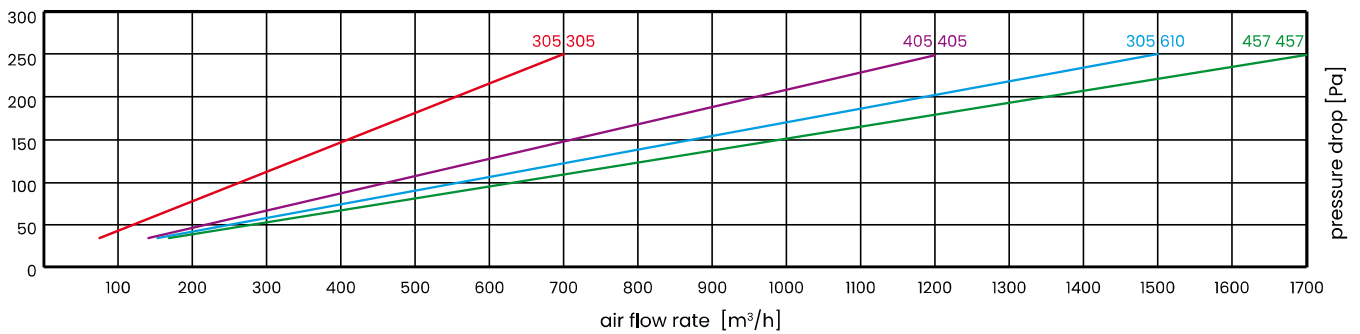
145



We reserve the right to make changes to the technical specifications at any time without prior notice, resulting from the continuous improvement of our products.

Technical data for standard filters based on the results of laboratory tests carried out in accordance with EN 1822

Filtration Class	Product	Dimensions [mm]			Filtration Area [m ²]	Air Flow Rate [m ³ /h]	Initial Pressure Drop [Pa]
		W	H	D			
E10	UltraWood150	305	305	150	3,4	700	250
		405	405	150	6	1200	250
		305	610	150	6,9	1500	250
		457	457	150	7,6	1700	250
		535	535	150	10,6	2150	250
		575	575	150	12,3	2500	250
		610	610	150	13,9	2800	250
		610	915	150	20,8	4100	250
		610	1220	150	27,8	5000	250

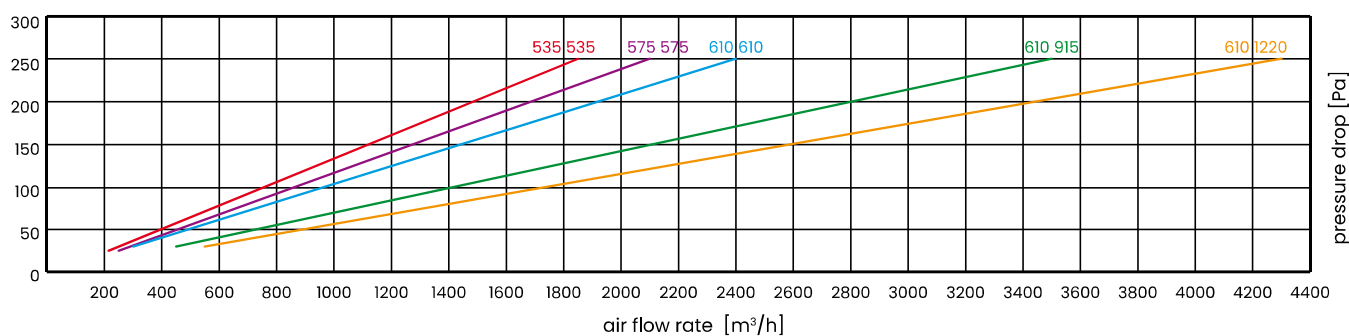
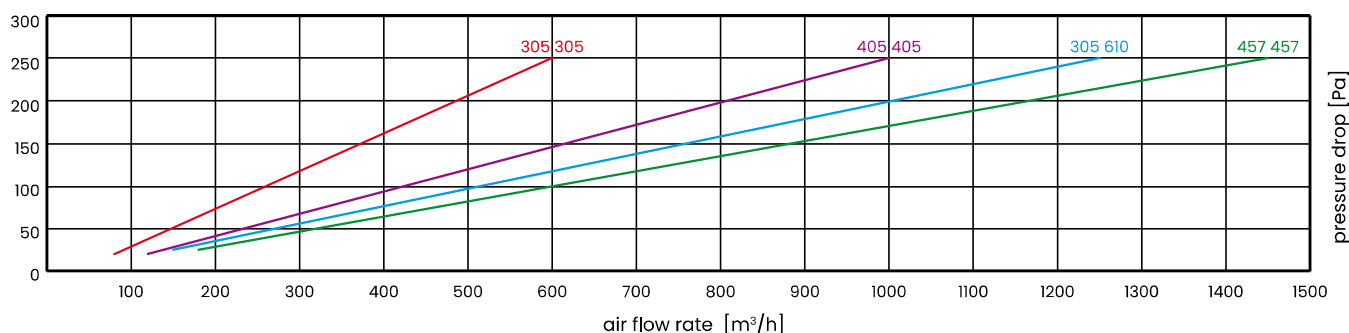


Filters in MDF casings are manufactured in all sizes, but we recommend that the front area of the filter does not exceed 0.6 m².

We reserve the right to make changes to the technical specifications at any time without prior notice, resulting from the continuous improvement of our products.

Technical data for standard filters based on the results of laboratory tests carried out in accordance with EN 1822

Filtration Class	Product	Dimensions [mm]			Filtration Area [m ²]	Air Flow Rate [m ³ /h]	Initial Pressure Drop [Pa]
		W	H	D			
E11	UltraWood150	305	305	150	3,4	600	250
		405	405	150	6	1000	250
		305	610	150	6,9	1250	250
		457	457	150	7,6	1450	250
		535	535	150	10,6	1850	250
		575	575	150	12,3	2100	250
		610	610	150	13,9	2400	250
		610	915	150	20,8	3500	250
		610	1220	150	27,8	4300	250

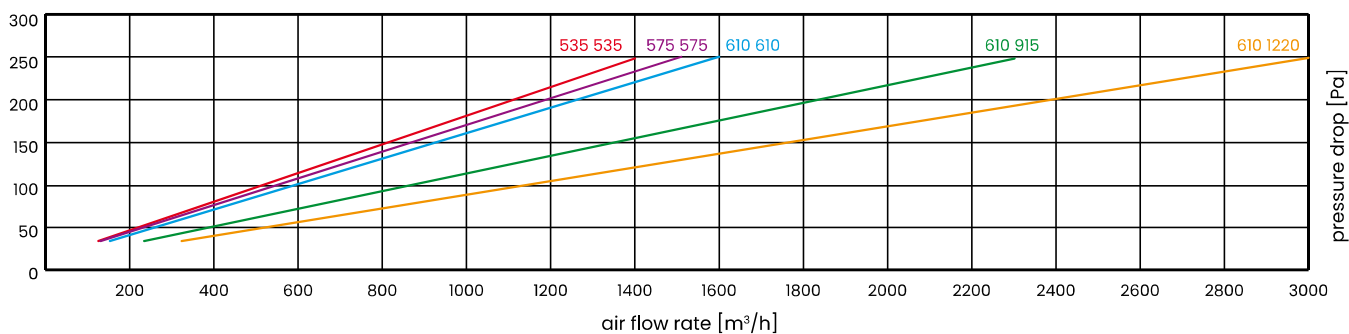
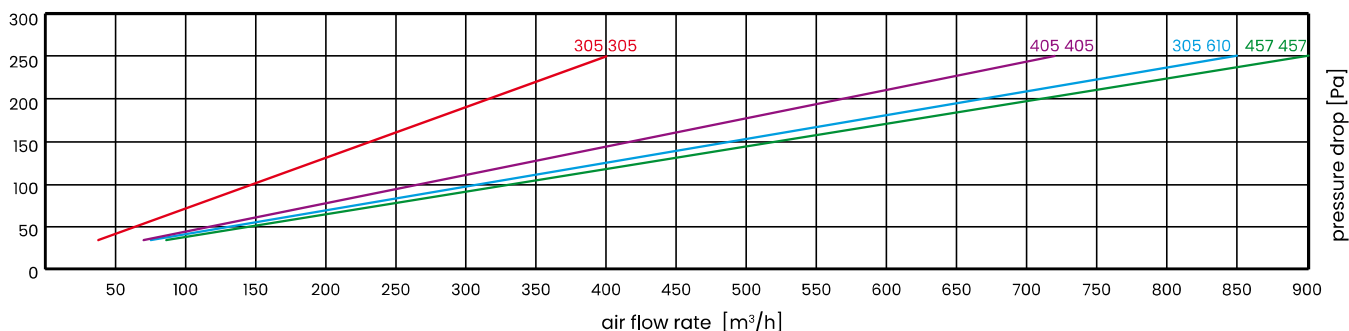


Filters in MDF casings are manufactured in all sizes, but we recommend that the front area of the filter does not exceed 0.6 m².

We reserve the right to make changes to the technical specifications at any time without prior notice, resulting from the continuous improvement of our products.

Technical data for standard filters based on the results of laboratory tests carried out in accordance with EN 1822

Filtration Class	Product	Dimensions [mm]			Filtration Area [m ²]	Air Flow Rate [m ³ /h]	Initial Pressure Drop [Pa]
		W	H	D			
H13	UltraWood150	305	305	150	3,4	400	250
		405	405	150	6	720	250
		305	610	150	6,9	850	250
		457	457	150	7,6	900	250
		535	535	150	10,6	1400	250
		575	575	150	12,3	1500	250
		610	610	150	13,9	1600	250
		610	915	150	20,8	2300	250
		610	1220	150	27,8	3000	250

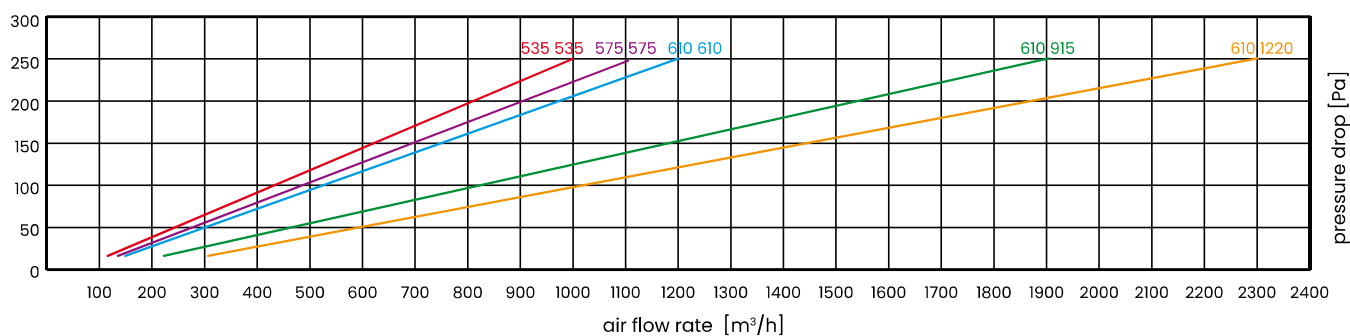
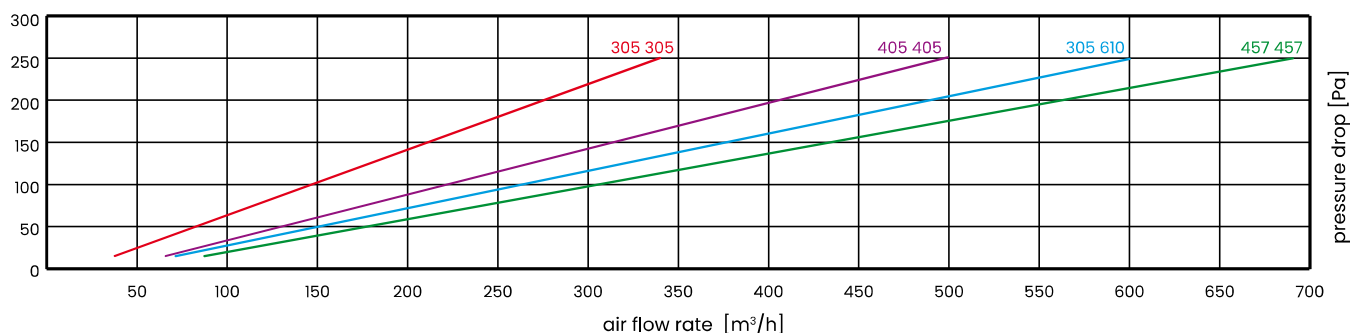


Filters in MDF casings are manufactured in all sizes, but we recommend that the front area of the filter does not exceed 0.6 m².

We reserve the right to make changes to the technical specifications at any time without prior notice, resulting from the continuous improvement of our products.

Technical data for standard filters based on the results of laboratory tests carried out in accordance with EN 1822

Filtration Class	Product	Dimensions [mm]			Filtration Area [m ²]	Air Flow Rate [m ³ /h]	Initial Pressure Drop [Pa]
		W	H	D			
H14	UltraWood150	305	305	150	3,4	340	250
		405	405	150	6	500	250
		305	610	150	6,9	600	250
		457	457	150	7,6	680	250
		535	535	150	10,6	1000	250
		575	575	150	12,3	1100	250
		610	610	150	13,9	1200	250
		610	915	150	20,8	1900	250
		610	1220	150	27,8	2300	250



Filters in MDF casings are manufactured in all sizes, but we recommend that the front area of the filter does not exceed 0.6 m².

We reserve the right to make changes to the technical specifications at any time without prior notice, resulting from the continuous improvement of our products.

UltraWood 292



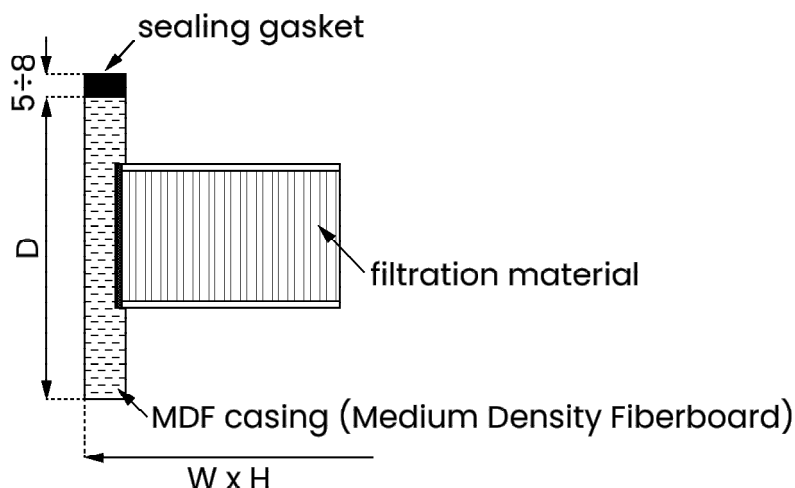
PN-EN 1822:2009 Class:	E10, E11, H13, H14
Filtration material:	glass fiber (glass microfibers)
Separators:	hot melt
Casing:	MDF (Medium Density Fiberboard)
Bonding:	two-component, cold-mixed (polyurethane)
Sealing gasket:	on one side of the filter (continuous foam or flat)
Max. operating temperature:	80°C
Permissible relative humidity:	>90%
*Final pressure drop derived from the filter test standard:	500 Pa
Protective net:	optionally on one or both sides

1. Durable and rigid construction
2. High dust absorbency
3. Low pressure drop
4. Long filter lifespan
5. Low energy costs
6. Resistance to humidity
7. Flame retardant (Fl acc. DIN 53438)
8. Disposal without toxic compounds

150

* The final operating pressure drop of the filters should be checked in the technical documentation or consulted with the manufacturer of the equipment being operated.

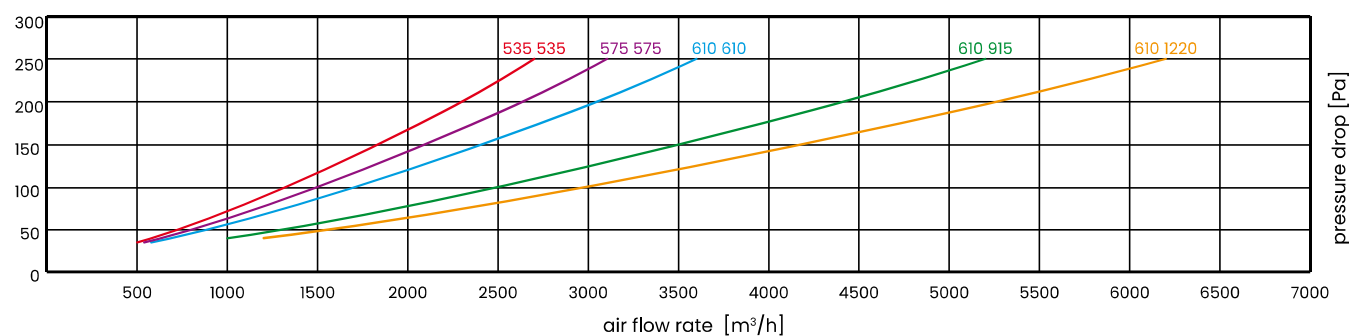
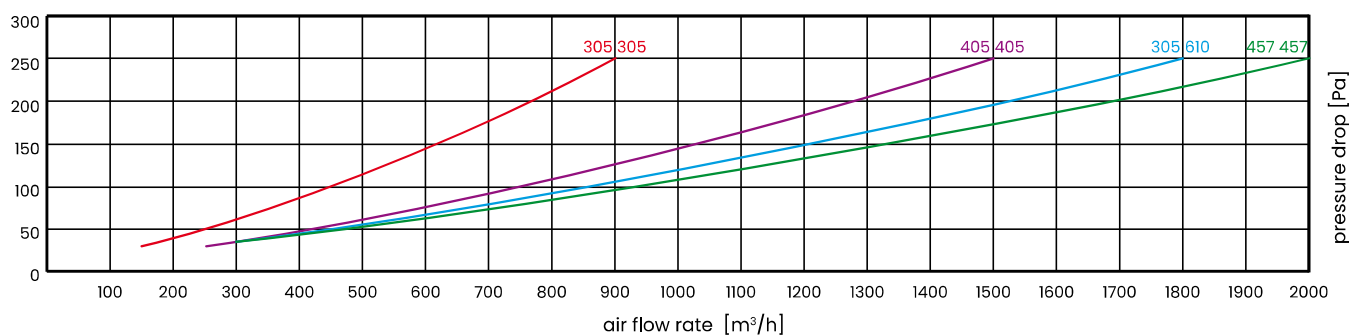
* All technical parameters provided in this specification are for informational purposes only. Actual values may differ by up to $\pm 10\%$ from the stated figures. The manufacturer assumes no responsibility for any consequences arising from the selection of filters in non-standard sizes based solely on the user's own calculations.



We reserve the right to make changes to the technical specifications at any time without prior notice, resulting from the continuous improvement of our products.

Technical data for standard filters based on the results of laboratory tests carried out in accordance with EN 1822

Filtration Class	Product	Dimensions [mm]			Filtration Area [m ²]	Air Flow Rate [m ³ /h]	Initial Pressure Drop [Pa]
		W	H	D			
E10	UltraWood292	305	305	292	5,2	900	250
		405	405	292	9,1	1500	250
		305	610	292	10,4	1800	250
		457	457	292	11,7	2000	250
		535	535	292	16	2700	250
		575	575	292	18,5	3100	250
		610	610	292	20,8	3600	250
		610	915	292	31,2	5200	250
		610	1220	292	41,8	6200	250

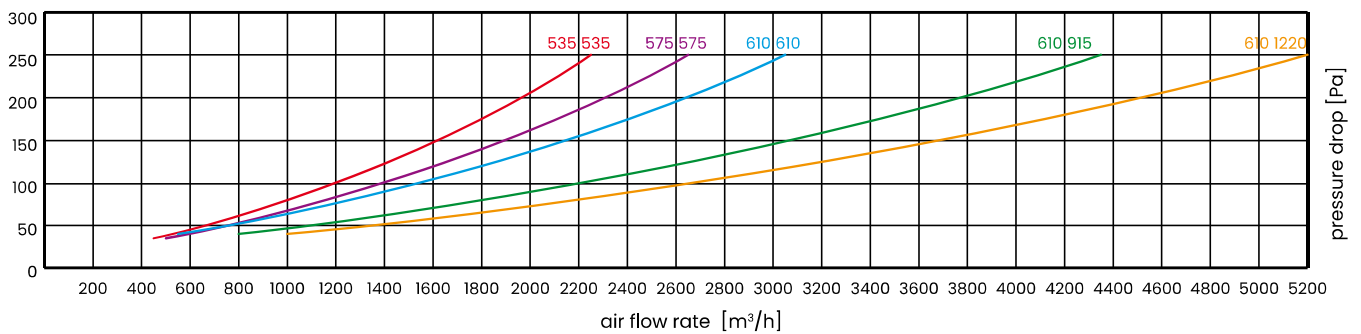
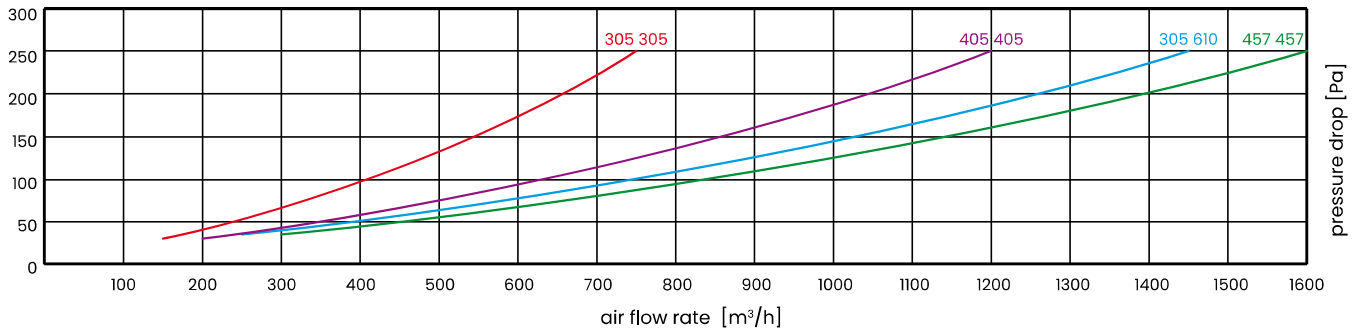


Filters in MDF casings are manufactured in all sizes, but we recommend that the front area of the filter does not exceed 0.6 m².

We reserve the right to make changes to the technical specifications at any time without prior notice, resulting from the continuous improvement of our products.

Technical data for standard filters based on the results of laboratory tests carried out in accordance with EN 1822

Filtration Class	Product	Dimensions [mm]			Filtration Area [m ²]	Air Flow Rate [m ³ /h]	Initial Pressure Drop [Pa]
		W	H	D			
E11	UltraWood292	305	305	292	5,2	750	250
		405	405	292	9,1	1200	250
		305	610	292	10,4	1450	250
		457	457	292	11,7	1600	250
		535	535	292	16	2250	250
		575	575	292	18,5	2650	250
		610	610	292	20,8	3050	250
		610	915	292	31,2	4350	250
		610	1220	292	41,8	5200	250

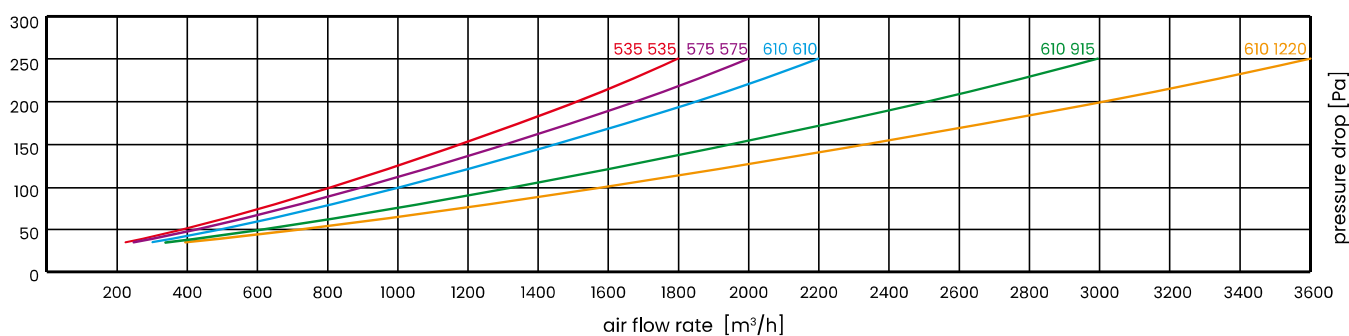
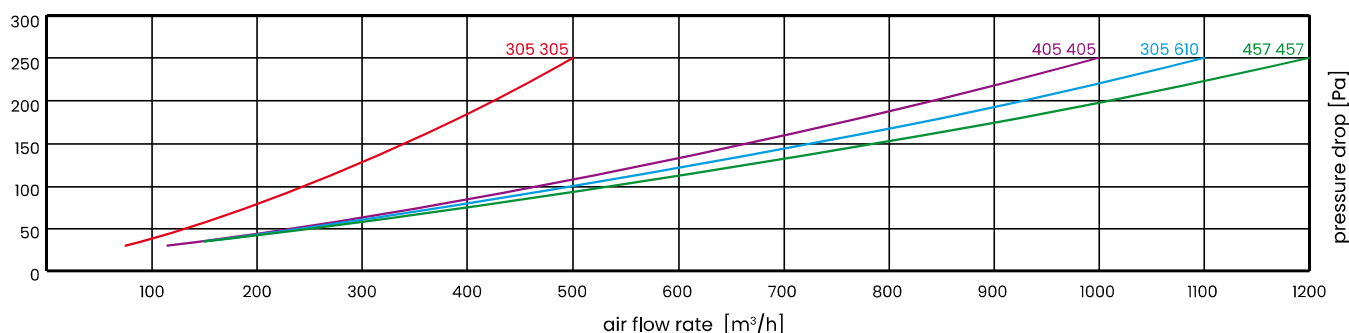


Filters in MDF casings are manufactured in all sizes, but we recommend that the front area of the filter does not exceed 0.6 m².

We reserve the right to make changes to the technical specifications at any time without prior notice, resulting from the continuous improvement of our products.

Technical data for standard filters based on the results of laboratory tests carried out in accordance with EN 1822

Filtration Class	Product	Dimensions [mm]			Filtration Area [m ²]	Air Flow Rate [m ³ /h]	Initial Pressure Drop [Pa]
		W	H	D			
H13	UltraWood292	305	305	292	5,2	500	250
		405	405	292	9,1	1000	250
		305	610	292	10,4	1100	250
		457	457	292	11,7	1200	250
		535	535	292	16	1800	250
		575	575	292	18,5	2000	250
		610	610	292	20,8	2200	250
		610	915	292	31,2	3000	250
		610	1220	292	41,8	3600	250

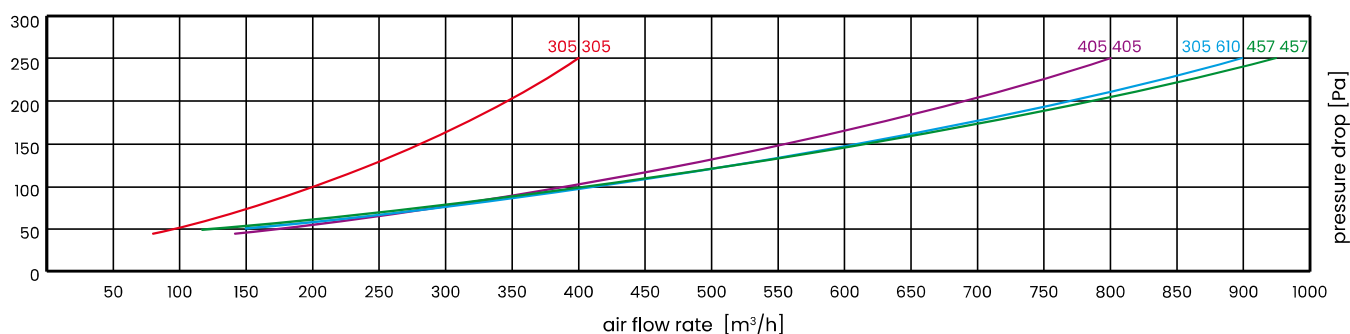


Filters in MDF casings are manufactured in all sizes, but we recommend that the front area of the filter does not exceed 0.6 m².

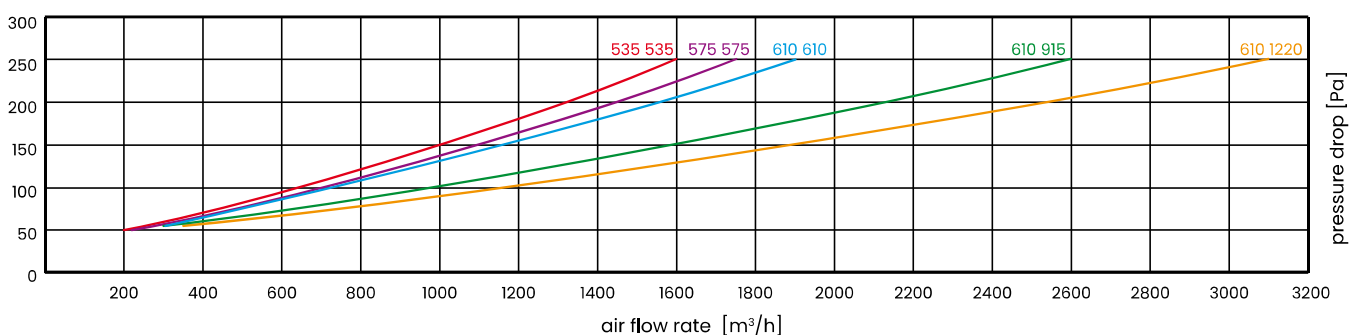
We reserve the right to make changes to the technical specifications at any time without prior notice, resulting from the continuous improvement of our products.

Technical data for standard filters based on the results of laboratory tests carried out in accordance with EN 1822

Filtration Class	Product	Dimensions [mm]			Filtration Area [m ²]	Air Flow Rate [m ³ /h]	Initial Pressure Drop [Pa]
		W	H	D			
H14	UltraWood292	305	305	292	5,2	400	250
		405	405	292	9,1	800	250
		305	610	292	10,4	900	250
		457	457	292	11,7	950	250
		535	535	292	16	1600	250
		575	575	292	18,5	1750	250
		610	610	292	20,8	1900	250
		610	915	292	31,2	2600	250
		610	1220	292	41,8	3100	250



154



Filters in MDF casings are manufactured in all sizes, but we recommend that the front area of the filter does not exceed 0.6 m².

We reserve the right to make changes to the technical specifications at any time without prior notice, resulting from the continuous improvement of our products.



UltraAlu 70

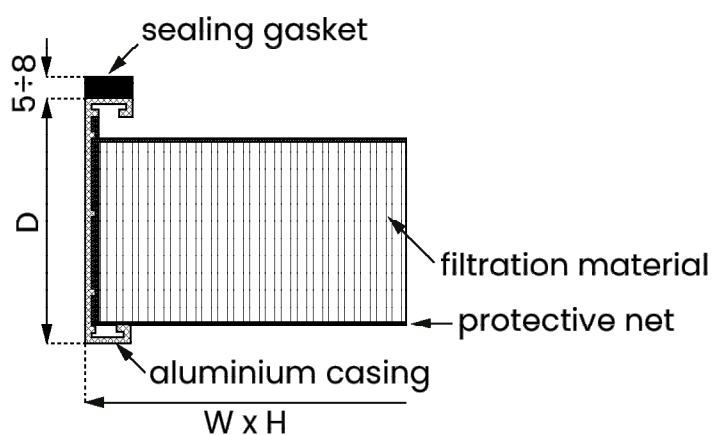
PN-EN 1822:2009 Class:	E10, E11, H13, H14
Filtration material:	glass fiber (glass microfibers)
Separators:	hot melt
Casing:	aluminum with protective nets on both sides
Bonding:	two-component, cold-mixed (polyurethane)
Sealing gasket:	on one side of the filter (continuous foam or flat)
Max. operating temperature:	80°C
Permissible relative humidity:	>100%
*Final pressure drop derived from the filter test standard:	500 Pa
Protective net:	optionally on one or both sides

1. Durable and rigid construction
2. Protective nets for filter cartridges
3. High dust absorbency
4. Low pressure drop
5. Long filter lifespan
6. Low energy costs
7. Resistance to humidity
8. Flame retardant (F1 acc. DIN 53438)
9. Disposal without toxic compounds

* The final operating pressure drop of the filters should be checked in the technical documentation or consulted with the manufacturer of the equipment being operated.

* All technical parameters provided in this specification are for informational purposes only. Actual values may differ by up to ±10% from the stated figures. The manufacturer assumes no responsibility for any consequences arising from the selection of filters in non-standard sizes based solely on the user's own calculations.

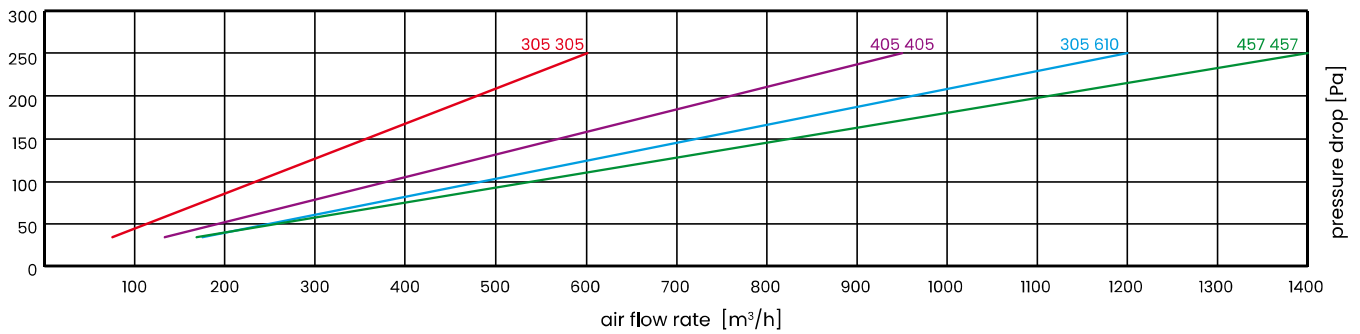
155



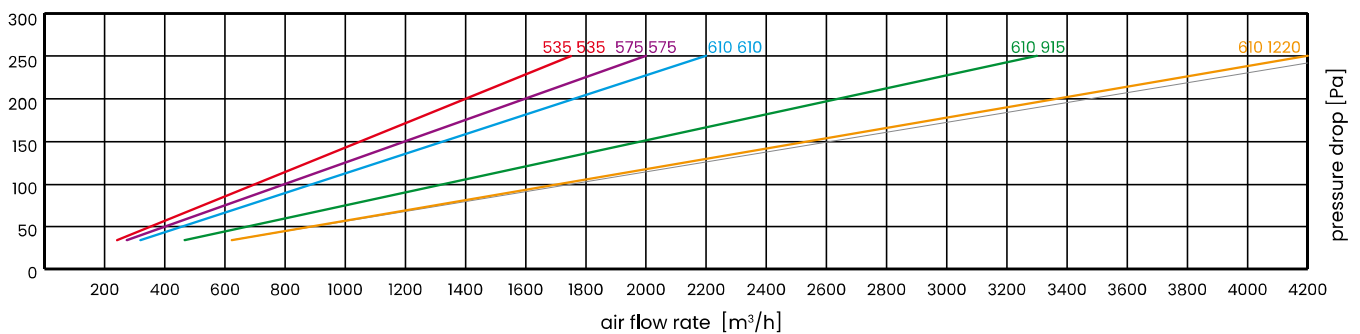
We reserve the right to make changes to the technical specifications at any time without prior notice, resulting from the continuous improvement of our products.

Technical data for standard filters based on the results of laboratory tests carried out in accordance with EN 1822

Filtration Class	Product	Dimensions [mm]			Filtration Area [m ²]	Air Flow Rate [m ³ /h]	Initial Pressure Drop [Pa]
		W	H	D			
E10	UltraAlu70	305	305	70	2,6	150	70
		405	405	70	4,6	250	70
		305	610	70	5,2	300	70
		457	457	70	5,9	350	70
		535	535	70	8,1	450	70
		575	575	70	9,4	530	70
		610	610	70	10,6	600	70
		610	915	70	15,8	1000	70
		610	1220	70	21,2	1200	70



156

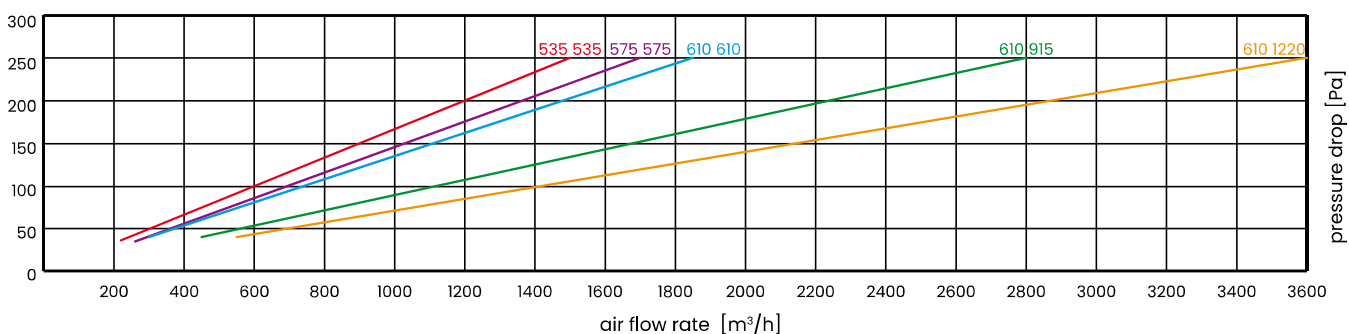
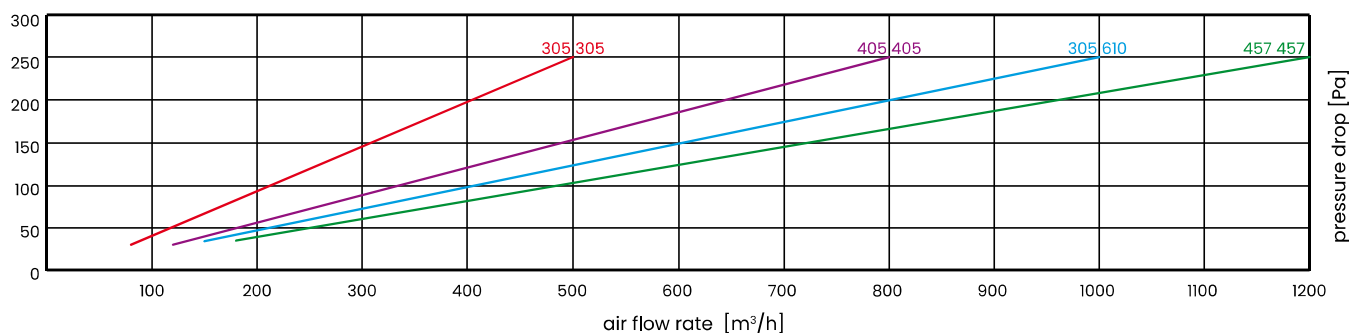


Filters in aluminum casings are manufactured in all sizes, but we recommend that the front area of the filter does not exceed 0.6 m².

We reserve the right to make changes to the technical specifications at any time without prior notice, resulting from the continuous improvement of our products.

Technical data for standard filters based on the results of laboratory tests carried out in accordance with EN 1822

Filtration Class	Product	Dimensions [mm]			Filtration Area [m ²]	Air Flow Rate [m ³ /h]	Initial Pressure Drop [Pa]
		W	H	D			
E11	UltraAlu70	305	305	78	2,6	150	80
		405	405	78	4,6	250	80
		305	610	78	5,2	300	80
		457	457	78	5,9	350	80
		535	535	78	8,1	450	80
		575	575	78	9,4	530	80
		610	610	78	10,6	600	80
		610	915	78	15,8	1000	80
		610	1220	78	21,2	1200	80

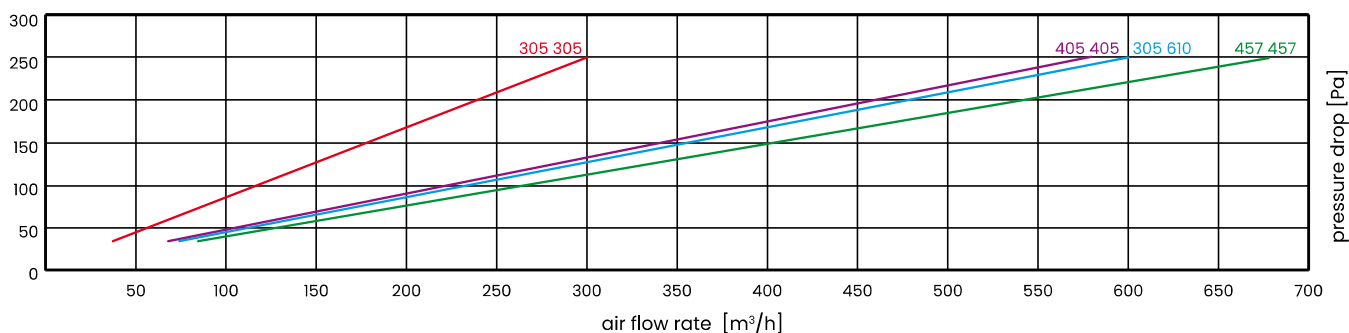


Filters in aluminum casings are manufactured in all sizes, but we recommend that the front area of the filter does not exceed 0.6 m².

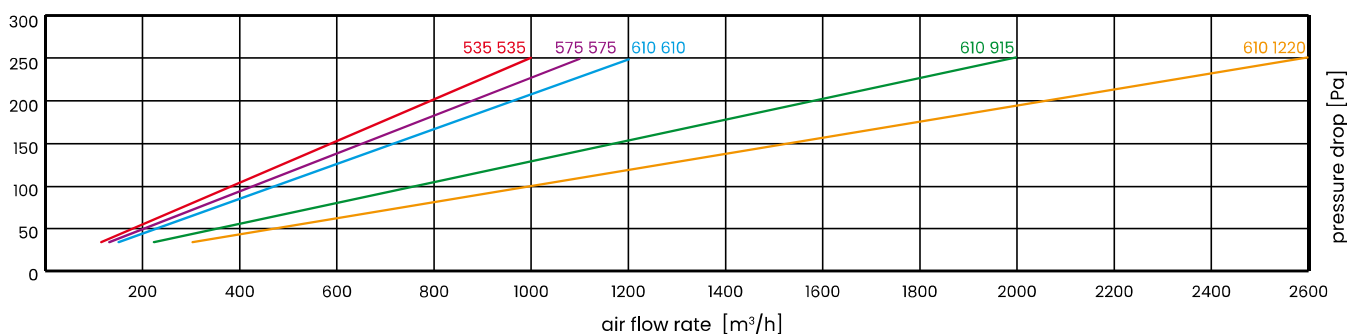
We reserve the right to make changes to the technical specifications at any time without prior notice, resulting from the continuous improvement of our products.

Technical data for standard filters based on the results of laboratory tests carried out in accordance with EN 1822

Filtration Class	Product	Dimensions [mm]			Filtration Area [m ²]	Air Flow Rate [m ³ /h]	Initial Pressure Drop [Pa]
		W	H	D			
H13	UltraAlu70	305	305	70	2,6	150	120
		405	405	70	4,6	250	120
		305	610	70	5,2	300	120
		457	457	70	5,9	350	120
		535	535	70	8,1	450	120
		575	575	70	9,4	530	120
		610	610	70	10,6	600	120
		610	915	70	15,8	1000	120
		610	1220	70	21,2	1200	120



158

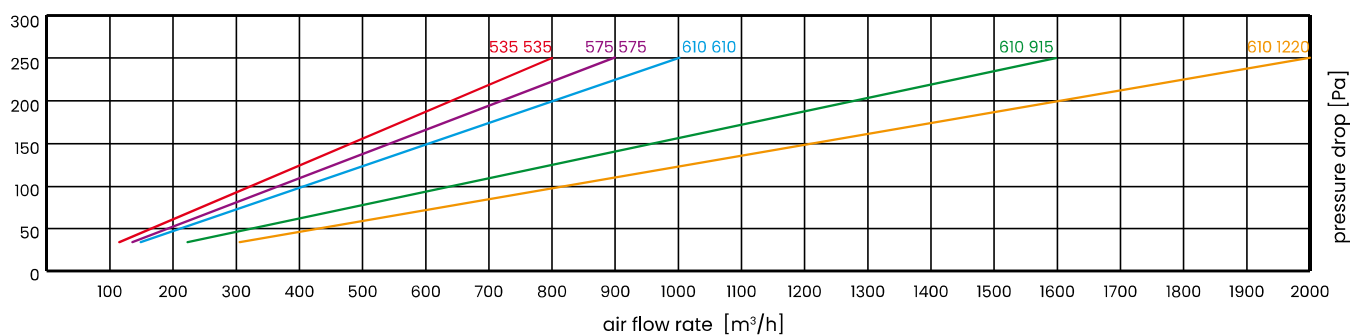
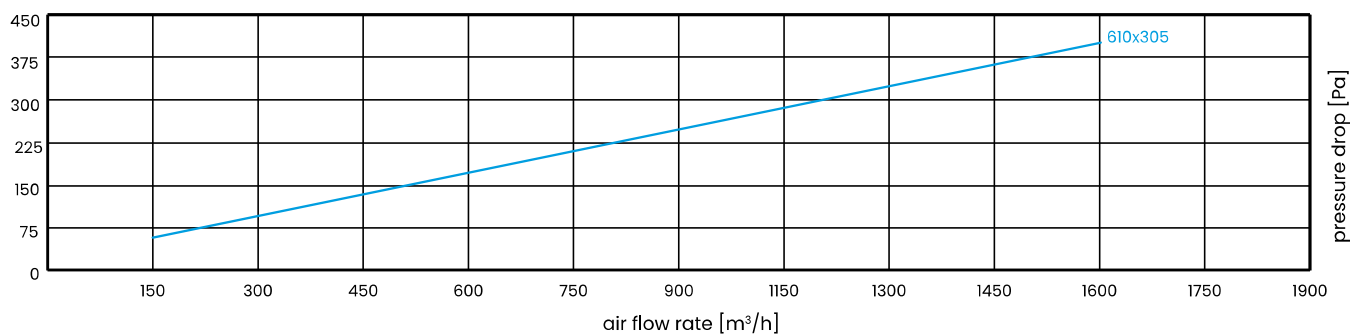


Filters in aluminum casings are manufactured in all sizes, but we recommend that the front area of the filter does not exceed 0.6 m².

We reserve the right to make changes to the technical specifications at any time without prior notice, resulting from the continuous improvement of our products.

Technical data for standard filters based on the results of laboratory tests carried out in accordance with EN 1822

Filtration Class	Product	Dimensions [mm]			Filtration Area [m ²]	Air Flow Rate [m ³ /h]	Initial Pressure Drop [Pa]
		W	H	D			
HI4	UltraAlu70	305	305	70	2,6	150	135
		405	405	70	4,6	250	135
		305	610	70	5,2	300	135
		457	457	70	5,9	350	135
		535	535	70	8,1	450	135
		575	575	70	9,4	530	135
		610	610	70	10,6	600	135
		610	915	70	15,8	1000	135
		610	1220	70	21,2	1200	135



Filters in aluminum casings are manufactured in all sizes, but we recommend that the front area of the filter does not exceed 0.6 m².

We reserve the right to make changes to the technical specifications at any time without prior notice, resulting from the continuous improvement of our products.

UltraAlu 78



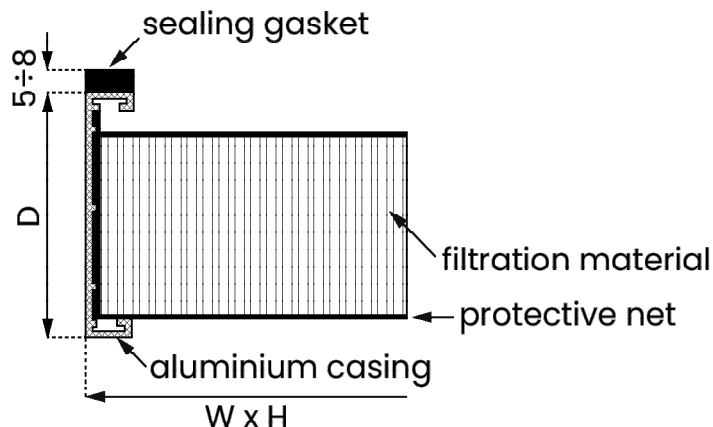
PN-EN 1822:2009 Class:	E10, E11, H13, H14
Filtration material:	glass fiber (glass microfibers)
Separators:	hot melt
Casing:	aluminum with protective nets on both sides
Bonding:	two-component, cold-mixed (polyurethane)
Sealing gasket:	on one side of the filter (continuous foam or flat)
Max. operating temperature:	80°C
Permissible relative humidity:	>100%
*Final pressure drop derived from the filter test standard:	500 Pa
Protective net:	optionally on one or both sides

1. Durable and rigid construction
2. Protective nets for filter cartridges
3. High dust absorbency
4. Low pressure drop
5. Long filter lifespan
6. Low energy costs
7. Resistance to humidity
8. Flame retardant (F1 acc. DIN 53438)
9. Disposal without toxic compounds

160

* The final operating pressure drop of the filters should be checked in the technical documentation or consulted with the manufacturer of the equipment being operated.

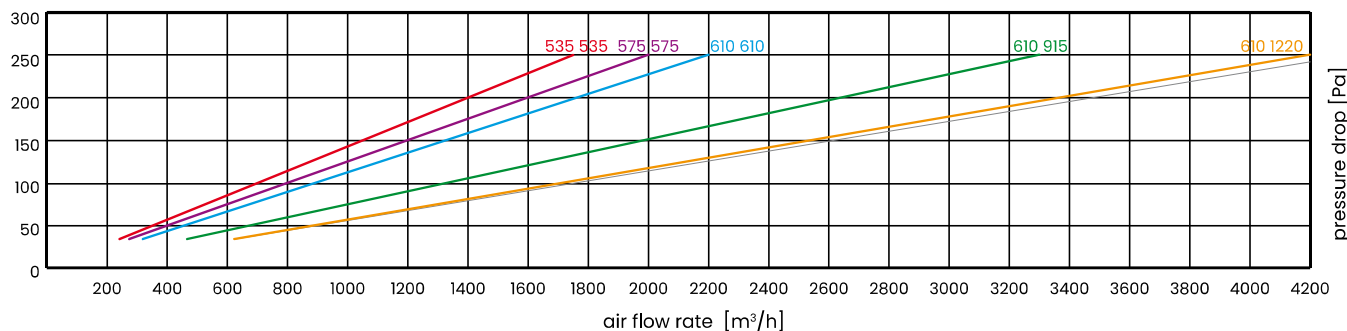
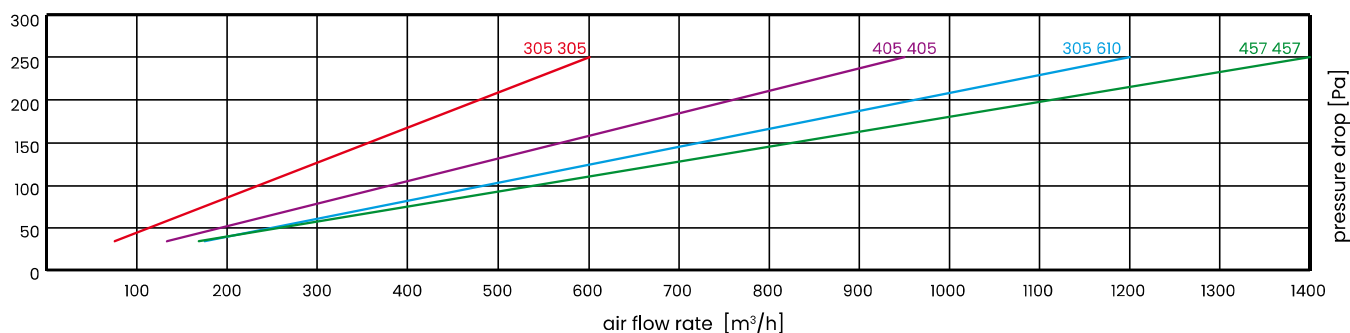
* All technical parameters provided in this specification are for informational purposes only. Actual values may differ by up to $\pm 10\%$ from the stated figures. The manufacturer assumes no responsibility for any consequences arising from the selection of filters in non-standard sizes based solely on the user's own calculations.



We reserve the right to make changes to the technical specifications at any time without prior notice, resulting from the continuous improvement of our products.

Technical data for standard filters based on the results of laboratory tests carried out in accordance with EN 1822

Filtration Class	Product	Dimensions [mm]			Filtration Area [m ²]	Air Flow Rate [m ³ /h]	Initial Pressure Drop [Pa]
		W	H	D			
E10	UltraAlu78	305	305	78	2,6	150	70
		405	405	78	4,6	250	70
		305	610	78	5,2	300	70
		457	457	78	5,9	350	70
		535	535	78	8,1	450	70
		575	575	78	9,4	530	70
		610	610	78	10,6	600	70
		610	915	78	15,8	1000	70
		610	1220	78	21,2	1200	70

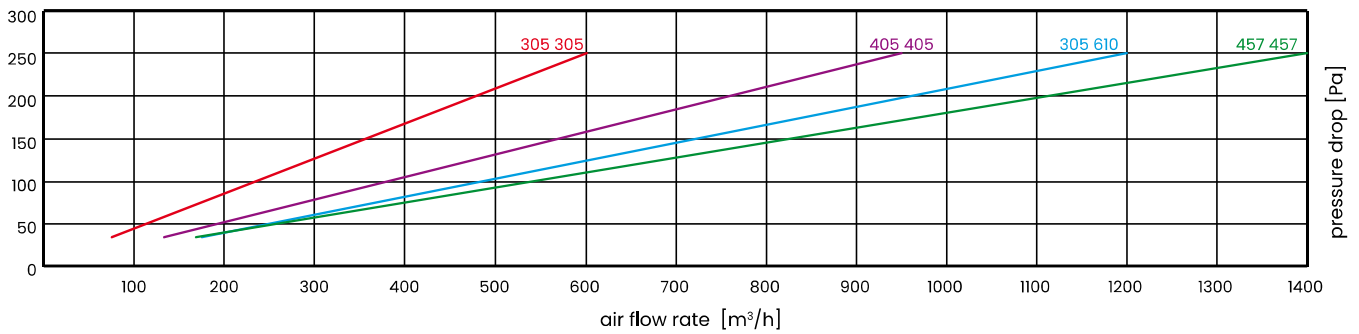


Filters in aluminum casings are manufactured in all sizes, but we recommend that the front area of the filter does not exceed 0.6 m².

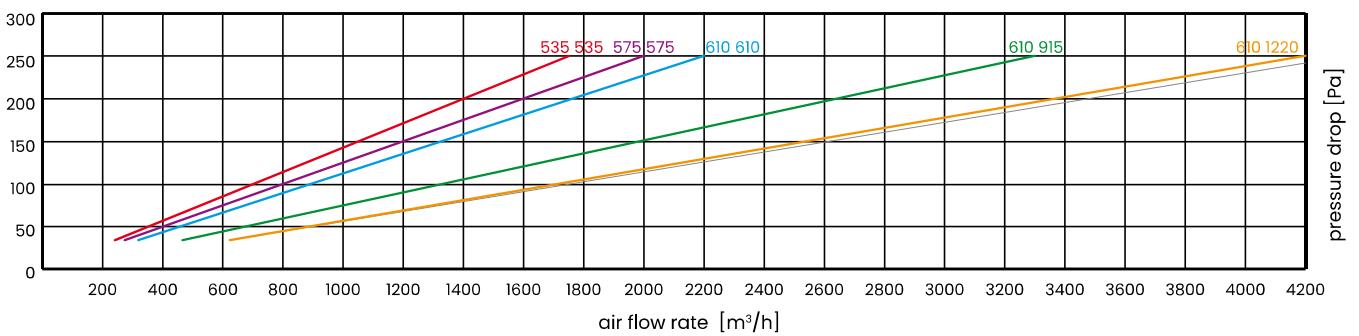
We reserve the right to make changes to the technical specifications at any time without prior notice, resulting from the continuous improvement of our products.

Technical data for standard filters based on the results of laboratory tests carried out in accordance with EN 1822

Filtration Class	Product	Dimensions [mm]			Filtration Area [m ²]	Air Flow Rate [m ³ /h]	Initial Pressure Drop [Pa]
		W	H	D			
E11	UltraAlu78	305	305	78	2,6	150	80
		405	405	78	4,6	250	80
		305	610	78	5,2	300	80
		457	457	78	5,9	350	80
		535	535	78	8,1	450	80
		575	575	78	9,4	530	80
		610	610	78	10,6	600	80
		610	915	78	15,8	1000	80
		610	1220	78	21,2	1200	80



162

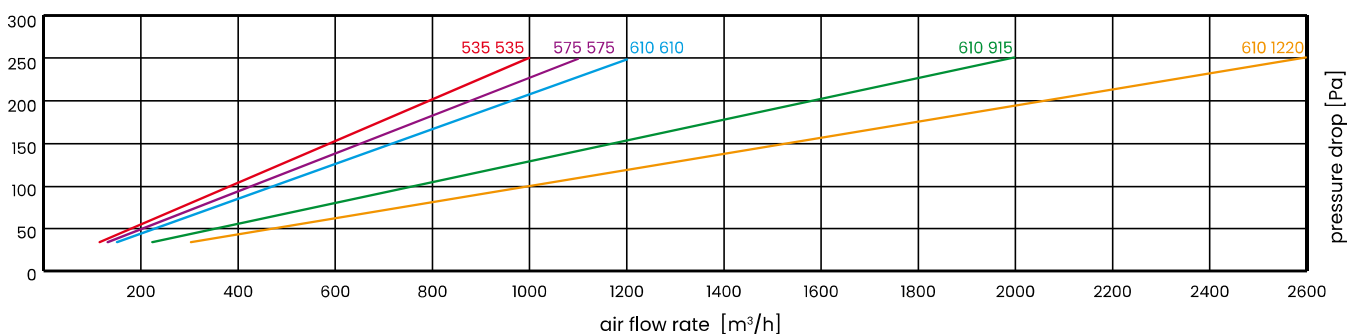
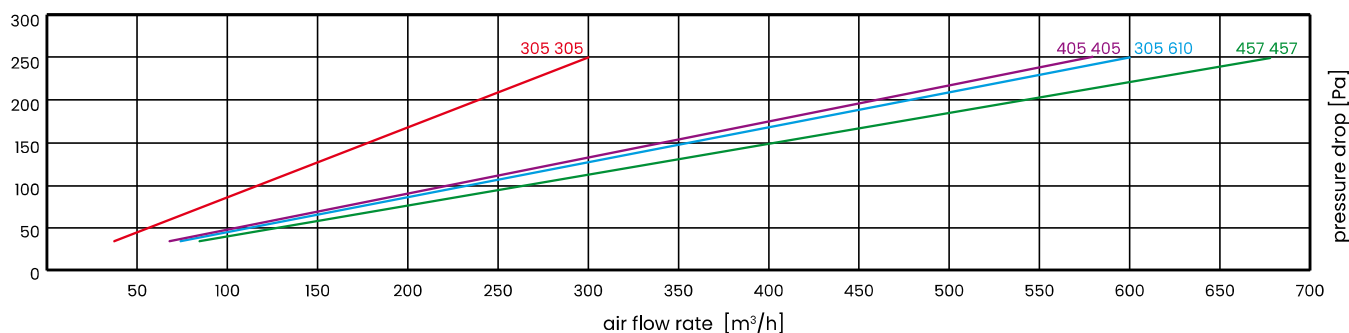


Filters in aluminum casings are manufactured in all sizes, but we recommend that the front area of the filter does not exceed 0.6 m².

We reserve the right to make changes to the technical specifications at any time without prior notice, resulting from the continuous improvement of our products.

Technical data for standard filters based on the results of laboratory tests carried out in accordance with EN 1822

Filtration Class	Product	Dimensions [mm]			Filtration Area [m ²]	Air Flow Rate [m ³ /h]	Initial Pressure Drop [Pa]
		W	H	D			
H13	UltraAlu78	305	305	78	2,6	150	120
		405	405	78	4,6	250	120
		305	610	78	5,2	300	120
		457	457	78	5,9	350	120
		535	535	78	8,1	450	120
		575	575	78	9,4	530	120
		610	610	78	10,6	600	120
		610	915	78	15,8	1000	120
		610	1220	78	21,2	1200	120

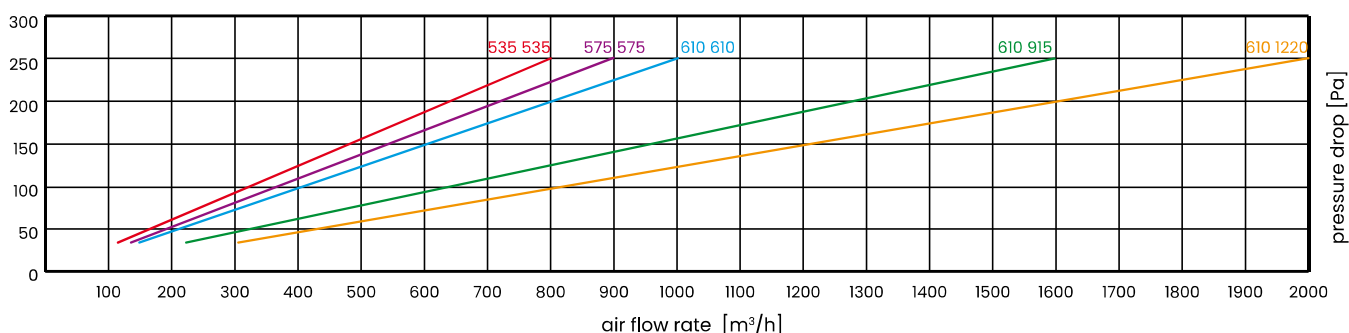
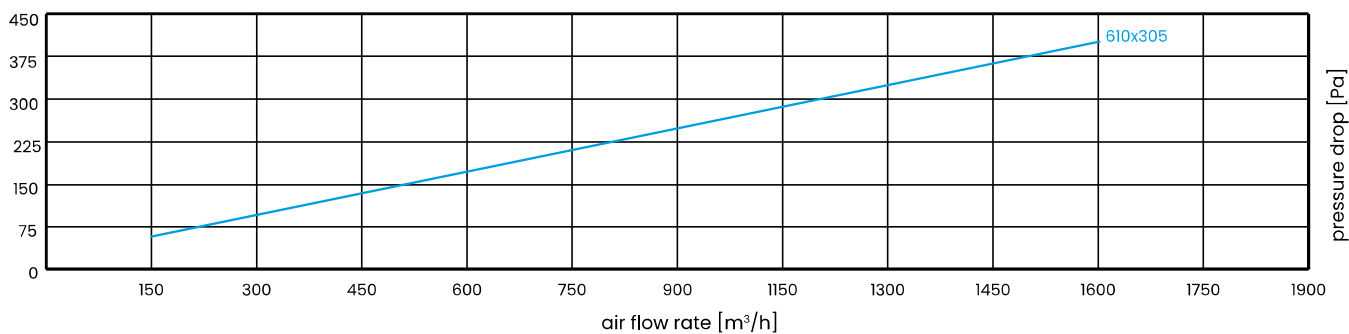


Filters in aluminum casings are manufactured in all sizes, but we recommend that the front area of the filter does not exceed 0.6 m².

We reserve the right to make changes to the technical specifications at any time without prior notice, resulting from the continuous improvement of our products.

Technical data for standard filters based on the results of laboratory tests carried out in accordance with EN 1822

Filtration Class	Product	Dimensions [mm]			Filtration Area [m ²]	Air Flow Rate [m ³ /h]	Initial Pressure Drop [Pa]
		W	H	D			
H14	UltraAlu78	305	305	78	2,6	150	135
		405	405	78	4,6	250	135
		305	610	78	5,2	300	135
		457	457	78	5,9	350	135
		535	535	78	8,1	450	135
		575	575	78	9,4	530	135
		610	610	78	10,6	600	135
		610	915	78	15,8	1000	135
		610	1220	78	21,2	1200	135



Filters in aluminum casings are manufactured in all sizes, but we recommend that the front area of the filter does not exceed 0.6 m².

We reserve the right to make changes to the technical specifications at any time without prior notice, resulting from the continuous improvement of our products.

UltraAlu 150



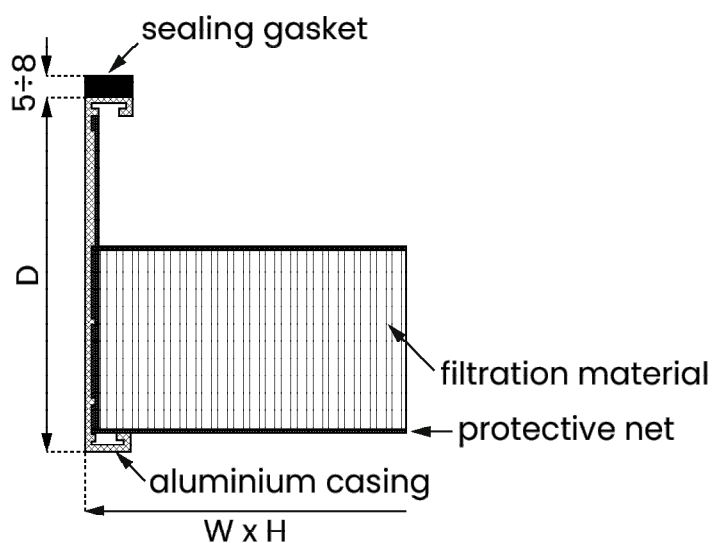
1. Durable and rigid construction
2. Protective nets for filter cartridges
3. High dust absorbcency
4. Low pressure drop
5. Long filter lifespan
6. Low energy costs
7. Resistance to humidity
8. Flame retardant (F1 acc. DIN 53438)
9. Disposal without toxic compounds

PN-EN 1822:2009 Class:	E10, E11, H13, H14
Filtration material:	glass fiber (glass microfibers)
Separators:	hot melt
Casing:	aluminum with protective nets on both sides
Bonding:	two-component, cold-mixed (polyurethane)
Sealing gasket:	on one side of the filter (continuous foam or flat)
Max. operating temperature:	80°C
Permissible relative humidity:	>100%
*Final pressure drop derived from the filter test standard:	500 Pa
Protective net:	optionally on one or both sides

* The final operating pressure drop of the filters should be checked in the technical documentation or consulted with the manufacturer of the equipment being operated.

* All technical parameters provided in this specification are for informational purposes only. Actual values may differ by up to ±10% from the stated figures. The manufacturer assumes no responsibility for any consequences arising from the selection of filters in non-standard sizes based solely on the user's own calculations.

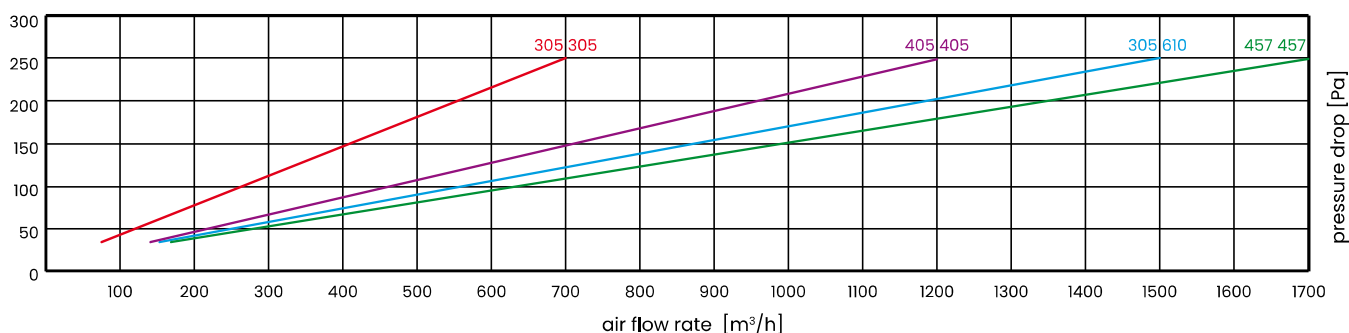
165



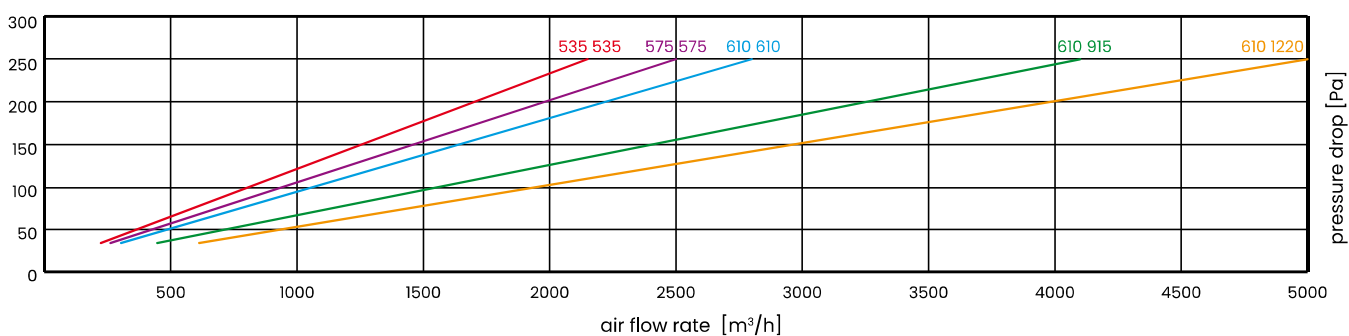
We reserve the right to make changes to the technical specifications at any time without prior notice, resulting from the continuous improvement of our products.

Technical data for standard filters based on the results of laboratory tests carried out in accordance with EN 1822

Filtration Class	Product	Dimensions [mm]			Filtration Area [m ²]	Air Flow Rate [m ³ /h]	Initial Pressure Drop [Pa]
		W	H	D			
E10	UltraAlu150	305	305	150	3,4	150	60
		405	405	150	6	250	60
		305	610	150	6,9	300	60
		457	457	150	7,6	350	60
		535	535	150	10,6	450	60
		575	575	150	12,3	530	60
		610	610	150	13,9	600	60
		610	915	150	20,8	1000	60
		610	1220	150	27,8	1200	60



166

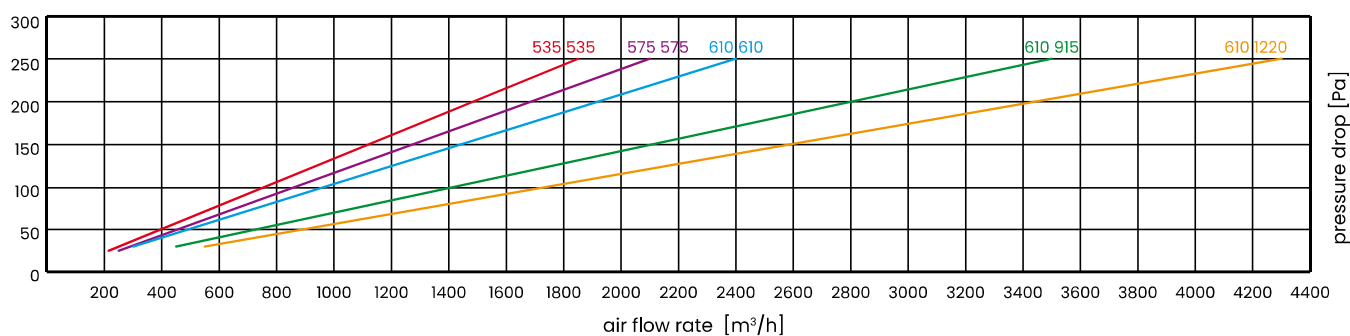
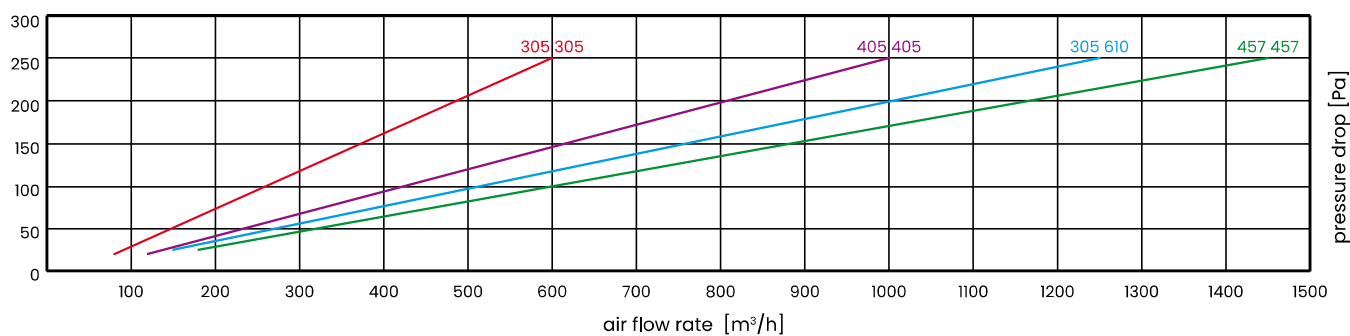


Filters in aluminum casings are manufactured in all sizes, but we recommend that the front area of the filter does not exceed 0.6 m².

We reserve the right to make changes to the technical specifications at any time without prior notice, resulting from the continuous improvement of our products.

Technical data for standard filters based on the results of laboratory tests carried out in accordance with EN 1822

Filtration Class	Product	Dimensions [mm]			Filtration Area [m ²]	Air Flow Rate [m ³ /h]	Initial Pressure Drop [Pa]
		W	H	D			
E11	UltraAlu150	305	305	150	3,4	150	70
		405	405	150	6	250	70
		305	610	150	6,9	300	70
		457	457	150	7,6	350	70
		535	535	150	10,6	450	70
		575	575	150	12,3	530	70
		610	610	150	13,9	600	70
		610	915	150	20,8	1000	70
		610	1220	150	27,8	1200	70

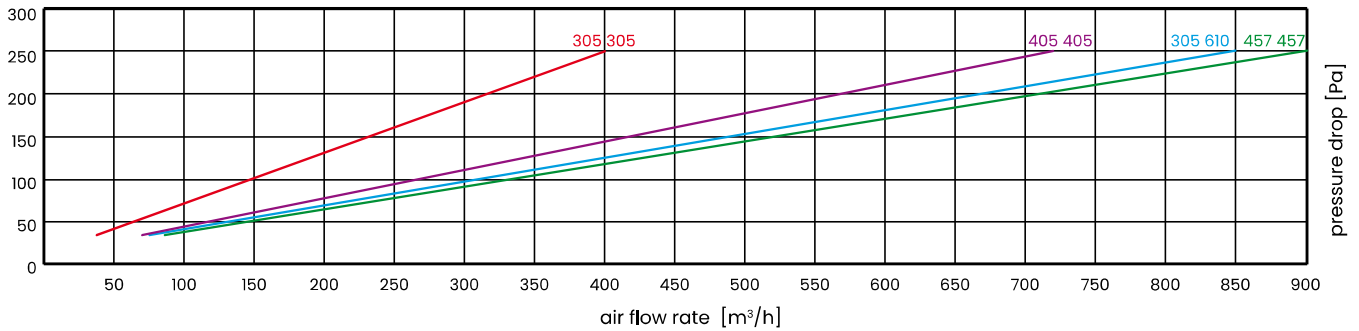


Filters in aluminum casings are manufactured in all sizes, but we recommend that the front area of the filter does not exceed 0.6 m².

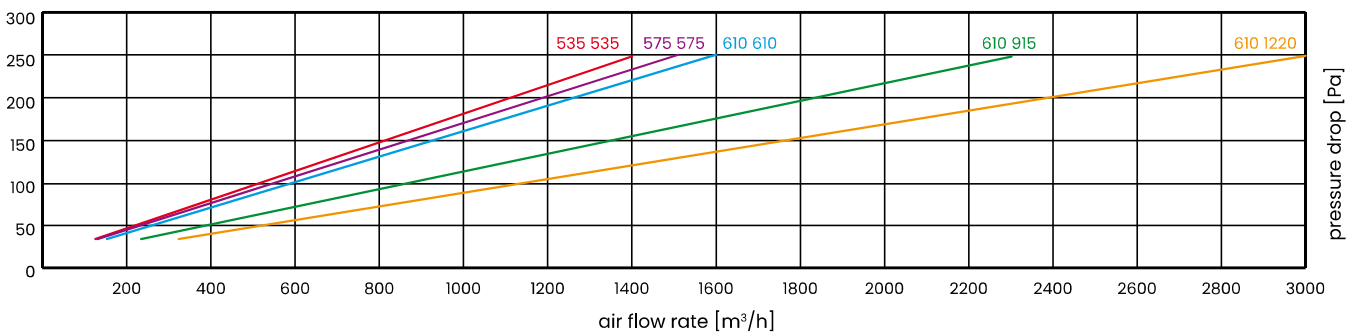
We reserve the right to make changes to the technical specifications at any time without prior notice, resulting from the continuous improvement of our products.

Technical data for standard filters based on the results of laboratory tests carried out in accordance with EN 1822

Filtration Class	Product	Dimensions [mm]			Filtration Area [m ²]	Air Flow Rate [m ³ /h]	Initial Pressure Drop [Pa]
		W	H	D			
H13	UltraAlu150	305	305	150	3,4	150	100
		405	405	150	6	250	100
		305	610	150	6,9	300	100
		457	457	150	7,6	350	100
		535	535	150	10,6	450	100
		575	575	150	12,3	530	100
		610	610	150	13,9	600	100
		610	915	150	20,8	1000	100
		610	1220	150	27,8	1200	100



168

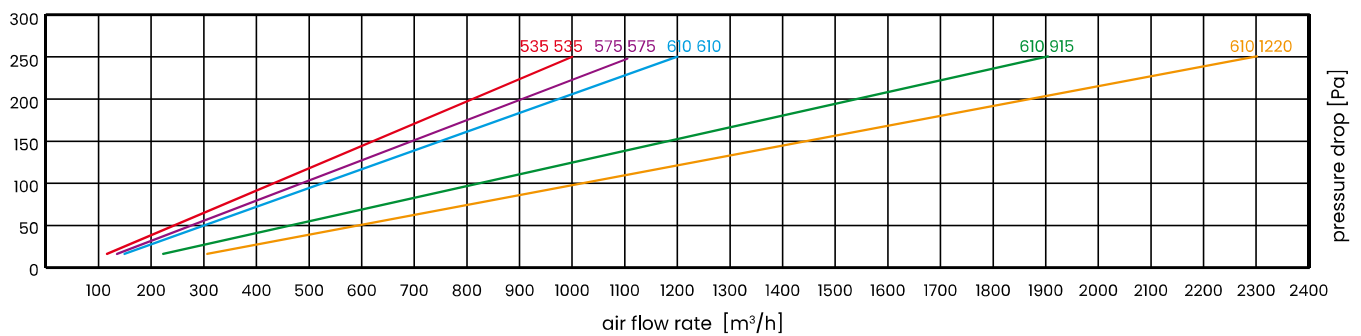
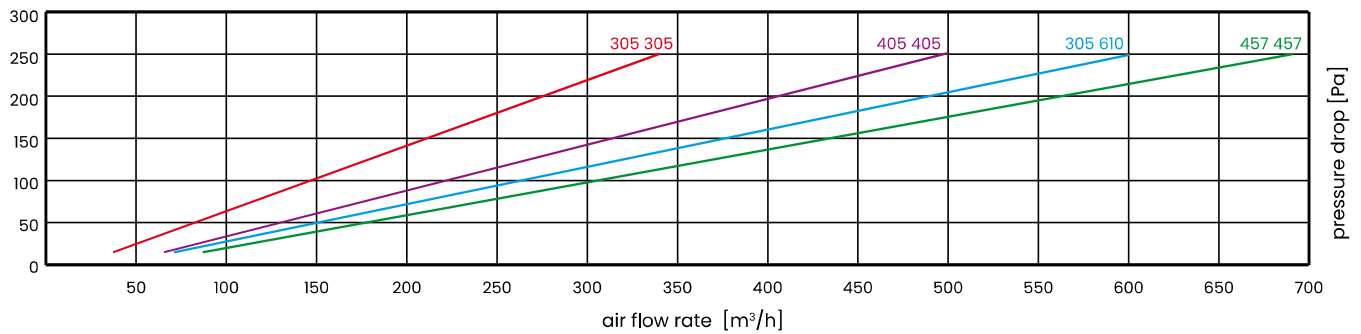


Filters in aluminum casings are manufactured in all sizes, but we recommend that the front area of the filter does not exceed 0.6 m².

We reserve the right to make changes to the technical specifications at any time without prior notice, resulting from the continuous improvement of our products.

Technical data for standard filters based on the results of laboratory tests carried out in accordance with EN 1822

Filtration Class	Product	Dimensions [mm]			Filtration Area [m ²]	Air Flow Rate [m ³ /h]	Initial Pressure Drop [Pa]
		W	H	D			
H14	UltraAlu150	305	305	150	3,4	150	115
		405	405	150	6	250	115
		305	610	150	6,9	300	115
		457	457	150	7,6	350	115
		535	535	150	10,6	450	115
		575	575	150	12,3	530	115
		610	610	150	13,9	600	115
		610	915	150	20,8	1000	115
		610	1220	150	27,8	1200	115



Filters in aluminum casings are manufactured in all sizes, but we recommend that the front area of the filter does not exceed 0.6 m².

We reserve the right to make changes to the technical specifications at any time without prior notice, resulting from the continuous improvement of our products.

UltraMet 78

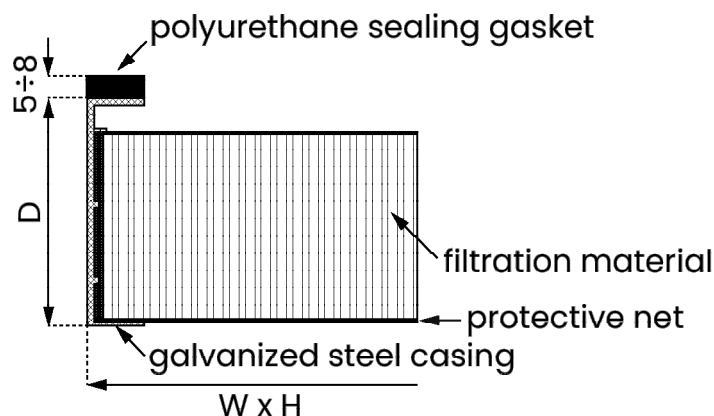


PN-EN 1822:2009 Class:	E10, E11, H13, H14
Filtration material:	glass fiber (glass microfibers)
Separators:	hot melt
Casing:	galvanized steel, resistant to humidity
Bonding:	two-component, cold-mixed (polyurethane)
Sealing gasket:	on one side of the filter (continuous foam or flat)
Max. operating temperature:	80°C
Permissible relative humidity:	>90%
*Final pressure drop derived from the filter test standard:	500 Pa
Protective net:	optionally on one or both sides

1. Durable and rigid construction
2. High dust absorbency
3. Low pressure drop
4. Long filter lifespan
5. Low energy costs
6. Resistance to humidity
7. Flame retardant (F1 acc. DIN 53438)
8. Disposal without toxic compounds

* The final operating pressure drop of the filters should be checked in the technical documentation or consulted with the manufacturer of the equipment being operated.

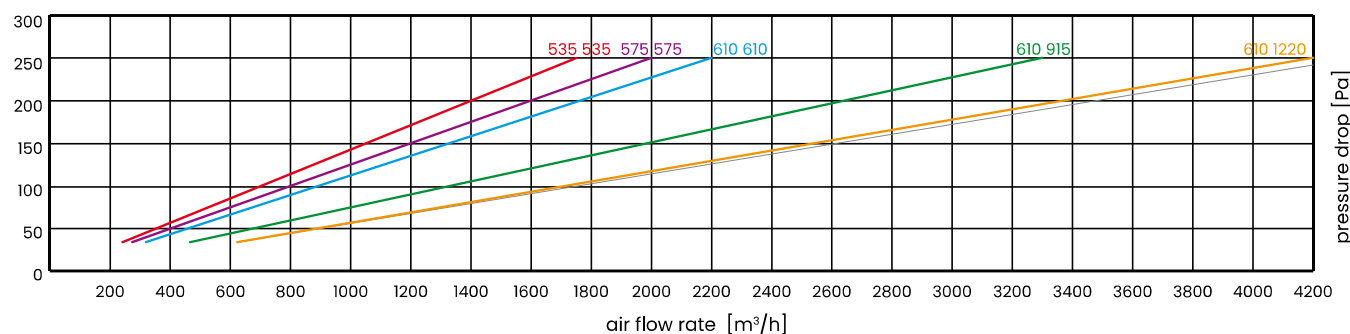
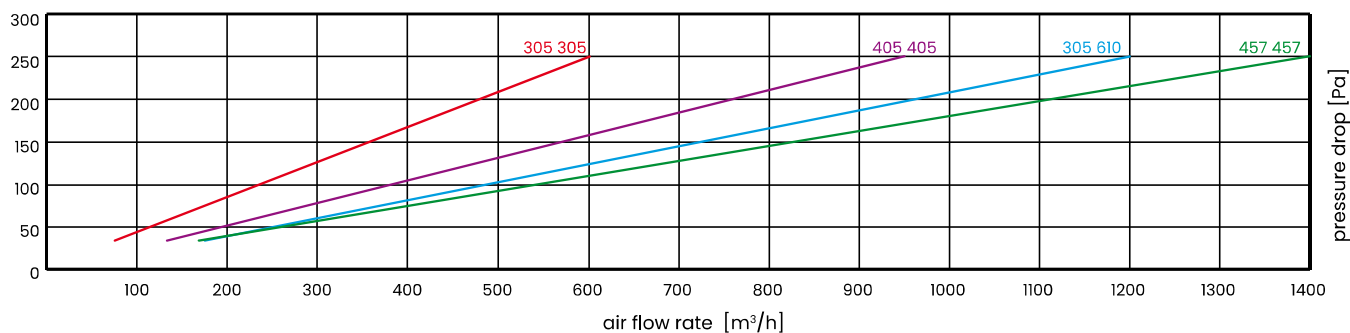
* All technical parameters provided in this specification are for informational purposes only. Actual values may differ by up to $\pm 10\%$ from the stated figures. The manufacturer assumes no responsibility for any consequences arising from the selection of filters in non-standard sizes based solely on the user's own calculations.



We reserve the right to make changes to the technical specifications at any time without prior notice, resulting from the continuous improvement of our products.

Technical data for standard filters based on the results of laboratory tests carried out in accordance with EN 1822

Filtration Class	Product	Dimensions [mm]			Filtration Area [m ²]	Air Flow Rate [m ³ /h]	Initial Pressure Drop [Pa]
		W	H	D			
E10	UltraMet78	305	305	78	2,6	150	70
		405	405	78	4,6	250	70
		305	610	78	5,2	300	70
		457	457	78	5,9	350	70
		535	535	78	8,1	450	70
		575	575	78	9,4	530	70
		610	610	78	10,6	600	70
		610	915	78	15,8	1000	70
		610	1220	78	21,2	1200	70

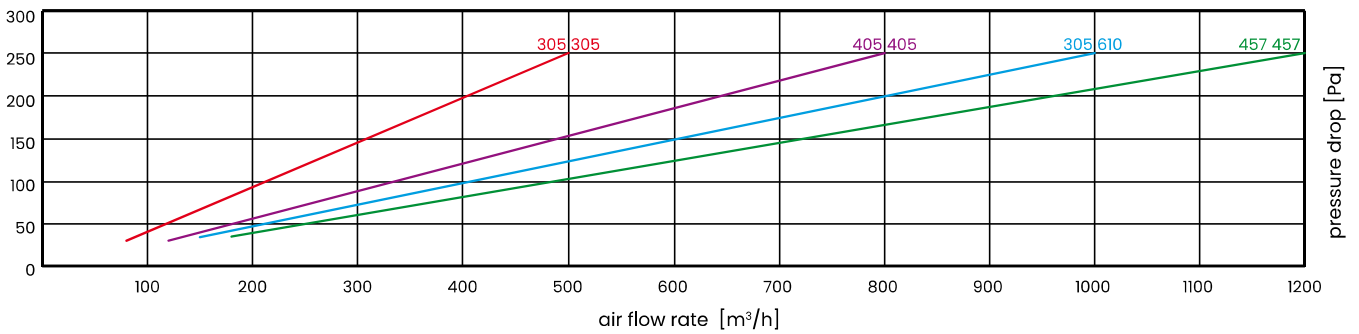


Filters in MDF casings are manufactured in all sizes, but we recommend that the front area of the filter does not exceed 0.6 m².

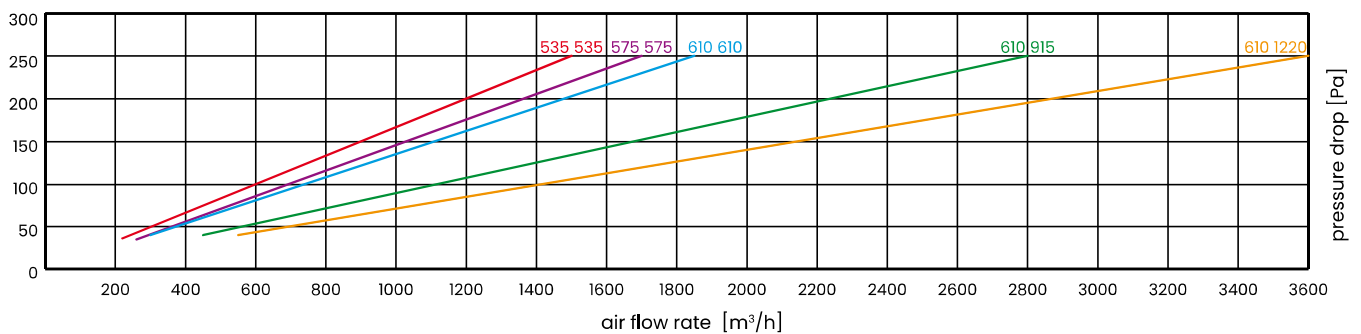
We reserve the right to make changes to the technical specifications at any time without prior notice, resulting from the continuous improvement of our products.

Technical data for standard filters based on the results of laboratory tests carried out in accordance with EN 1822

Filtration Class	Product	Dimensions [mm]			Filtration Area [m ²]	Air Flow Rate [m ³ /h]	Initial Pressure Drop [Pa]
		W	H	D			
E11	UltraMet78	305	305	78	2,6	150	80
		405	405	78	4,6	250	80
		305	610	78	5,2	300	80
		457	457	78	5,9	350	80
		535	535	78	8,1	450	80
		575	575	78	9,4	530	80
		610	610	78	10,6	600	80
		610	915	78	15,8	1000	80
		610	1220	78	21,2	1200	80



172

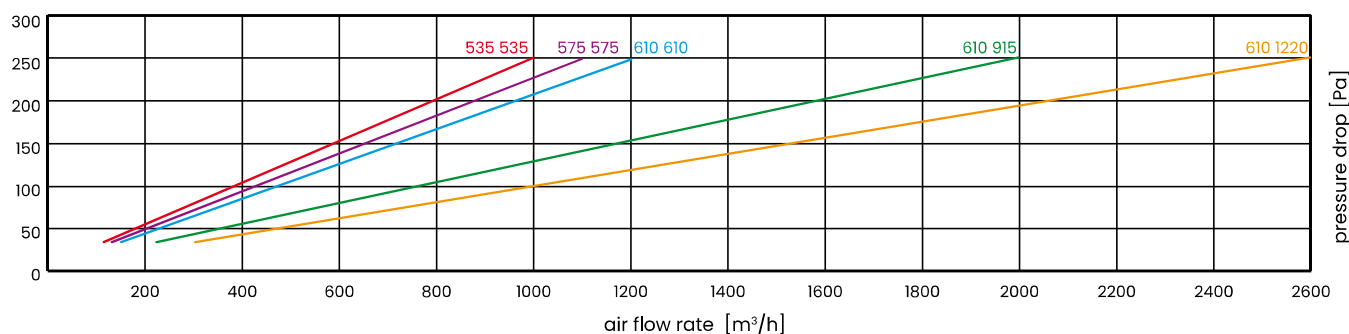
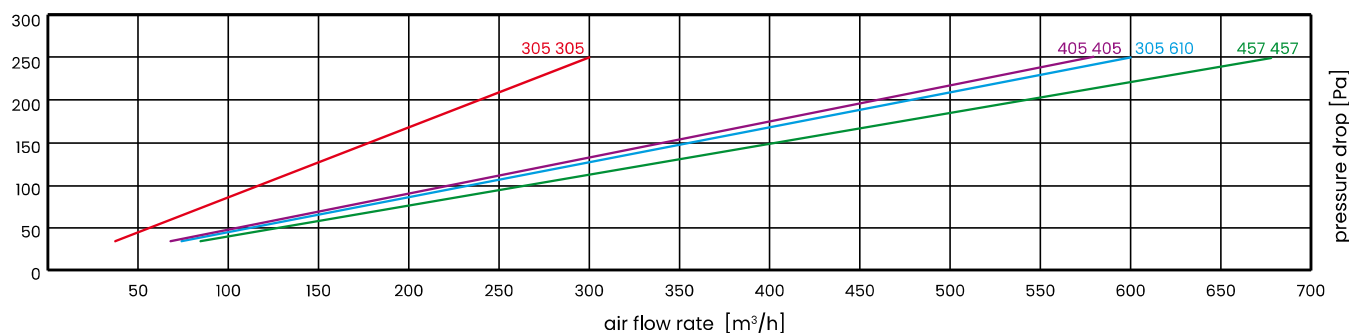


Filters in MDF casings are manufactured in all sizes, but we recommend that the front area of the filter does not exceed 0.6 m².

We reserve the right to make changes to the technical specifications at any time without prior notice, resulting from the continuous improvement of our products.

Technical data for standard filters based on the results of laboratory tests carried out in accordance with EN 1822

Filtration Class	Product	Dimensions [mm]			Filtration Area [m ²]	Air Flow Rate [m ³ /h]	Initial Pressure Drop [Pa]
		W	H	D			
HI3	UltraMet78	305	305	78	2,6	150	120
		405	405	78	4,6	250	120
		305	610	78	5,2	300	120
		457	457	78	5,9	350	120
		535	535	78	8,1	450	120
		575	575	78	9,4	530	120
		610	610	78	10,6	600	120
		610	915	78	15,8	1000	120
		610	1220	78	21,2	1200	120

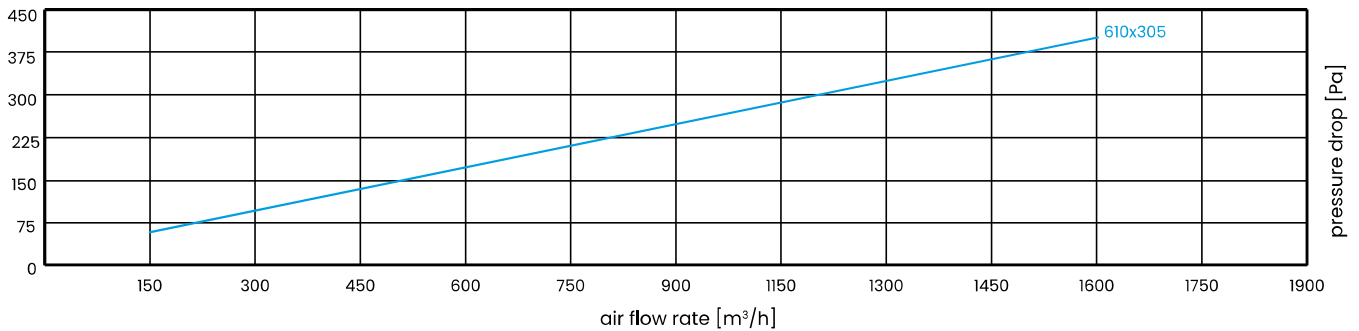


Filters in MDF casings are manufactured in all sizes, but we recommend that the front area of the filter does not exceed 0.6 m².

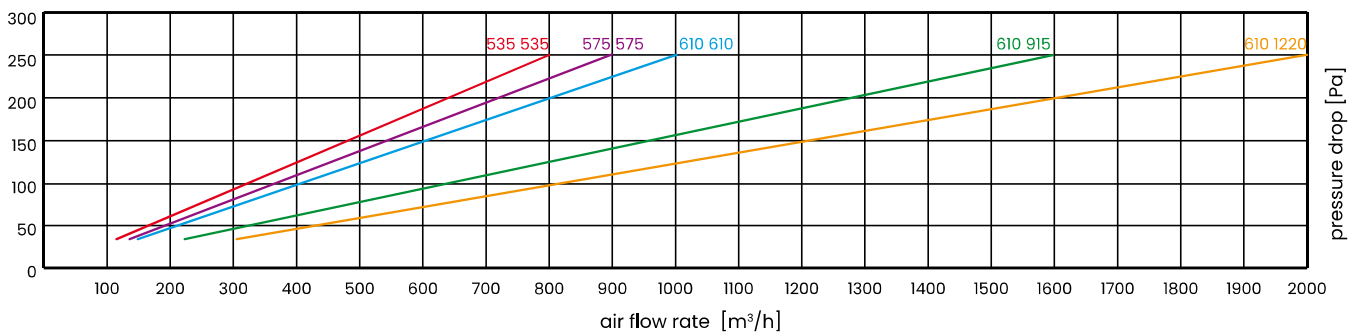
We reserve the right to make changes to the technical specifications at any time without prior notice, resulting from the continuous improvement of our products.

Technical data for standard filters based on the results of laboratory tests carried out in accordance with EN 1822

Filtration Class	Product	Dimensions [mm]			Filtration Area [m ²]	Air Flow Rate [m ³ /h]	Initial Pressure Drop [Pa]
		W	H	D			
H14	UltraMet78	305	305	78	2,6	150	135
		405	405	78	4,6	250	135
		305	610	78	5,2	300	135
		457	457	78	5,9	350	135
		535	535	78	8,1	450	135
		575	575	78	9,4	530	135
		610	610	78	10,6	600	135
		610	915	78	15,8	1000	135
		610	1220	78	21,2	1200	135



174



Filters in MDF casings are manufactured in all sizes, but we recommend that the front area of the filter does not exceed 0.6 m².

We reserve the right to make changes to the technical specifications at any time without prior notice, resulting from the continuous improvement of our products.

UltraMet 150

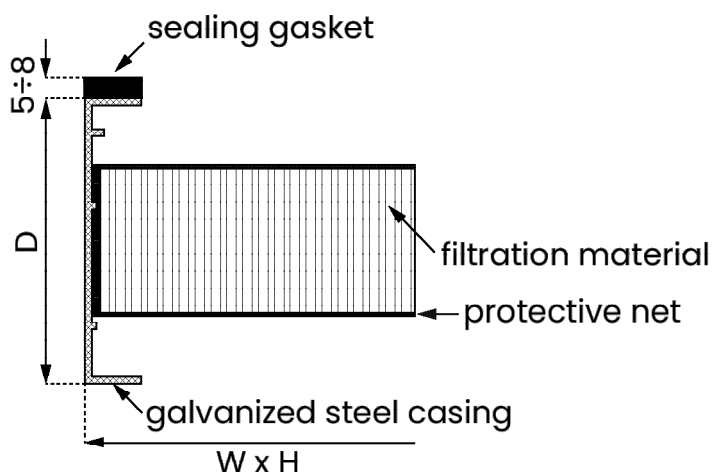


1. Durable and rigid construction
2. High dust absorbency
3. Low pressure drop
4. Long filter lifespan
5. Low energy costs
6. Resistance to humidity
7. Flame retardant (F1 acc. DIN 53438)
8. Disposal without toxic compounds

PN-EN 1822:2009 Class:	E10, E11, H13, H14
Filtration material:	glass fiber (glass microfibers)
Separators:	hot melt
Casing:	galvanized steel, resistant to humidity
Bonding:	two-component, cold-mixed (polyurethane)
Sealing gasket:	on one side of the filter (continuous foam or flat)
Max. operating temperature:	80°C
Permissible relative humidity:	>90%
*Final pressure drop derived from the filter test standard:	500 Pa
Protective net:	optionally on one or both sides

* The final operating pressure drop of the filters should be checked in the technical documentation or consulted with the manufacturer of the equipment being operated.

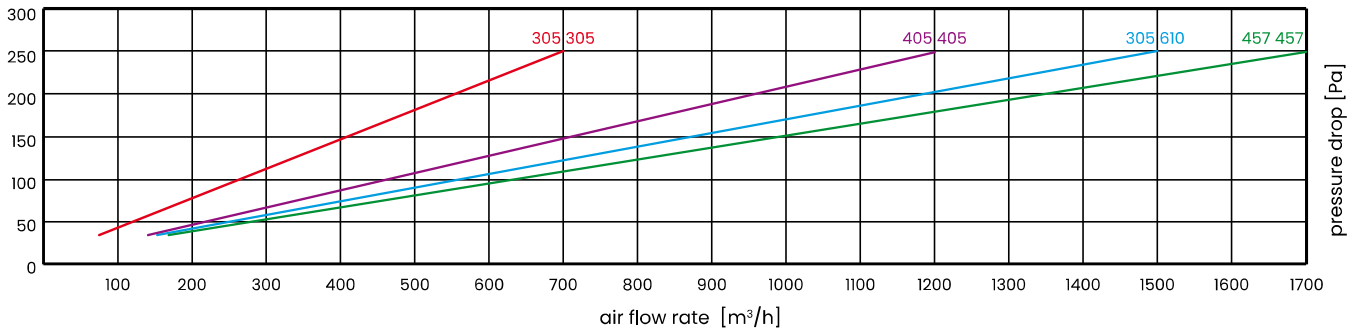
* All technical parameters provided in this specification are for informational purposes only. Actual values may differ by up to ±10% from the stated figures. The manufacturer assumes no responsibility for any consequences arising from the selection of filters in non-standard sizes based solely on the user's own calculations.



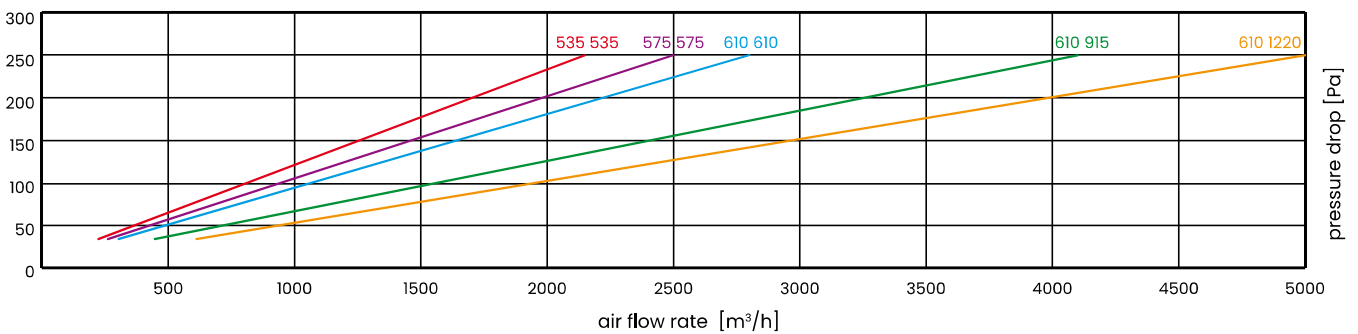
We reserve the right to make changes to the technical specifications at any time without prior notice, resulting from the continuous improvement of our products.

Technical data for standard filters based on the results of laboratory tests carried out in accordance with EN 1822

Filtration Class	Product	Dimensions [mm]			Filtration Area [m ²]	Air Flow Rate [m ³ /h]	Initial Pressure Drop [Pa]
		W	H	D			
E10	UltraMet150	305	305	150	3,4	150	60
		405	405	150	6	250	60
		305	610	150	6,9	300	60
		457	457	150	7,6	350	60
		535	535	150	10,6	450	60
		575	575	150	12,3	530	60
		610	610	150	13,9	600	60
		610	915	150	20,8	1000	60
		610	1220	150	27,8	1200	60



176

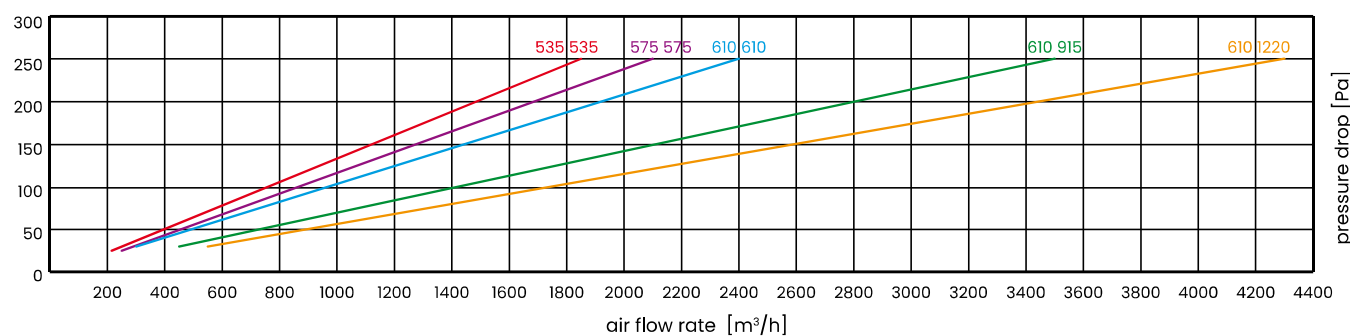
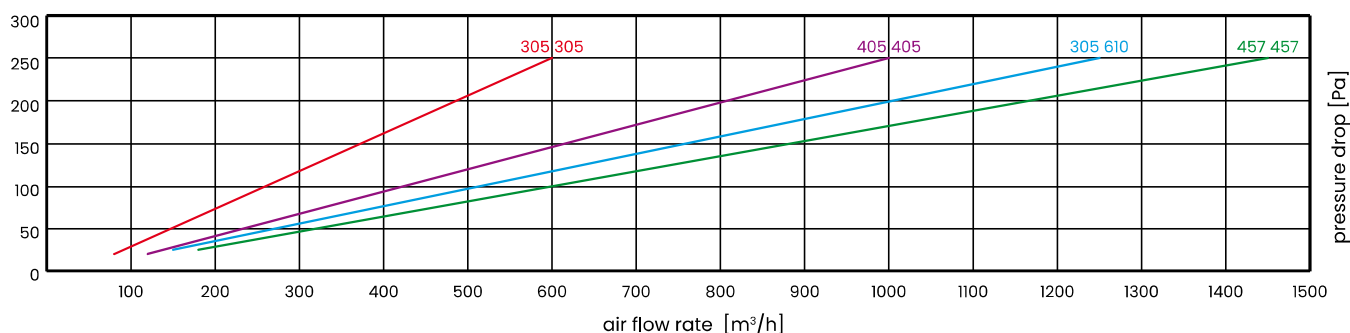


Filters in MDF casings are manufactured in all sizes, but we recommend that the front area of the filter does not exceed 0.6 m².

We reserve the right to make changes to the technical specifications at any time without prior notice, resulting from the continuous improvement of our products.

Technical data for standard filters based on the results of laboratory tests carried out in accordance with EN 1822

Filtration Class	Product	Dimensions [mm]			Filtration Area [m ²]	Air Flow Rate [m ³ /h]	Initial Pressure Drop [Pa]
		W	H	D			
E11	UltraMet150	305	305	150	3,4	150	70
		405	405	150	6	250	70
		305	610	150	6,9	300	70
		457	457	150	7,6	350	70
		535	535	150	10,6	450	70
		575	575	150	12,3	530	70
		610	610	150	13,9	600	70
		610	915	150	20,8	1000	70
		610	1220	150	27,8	1200	70

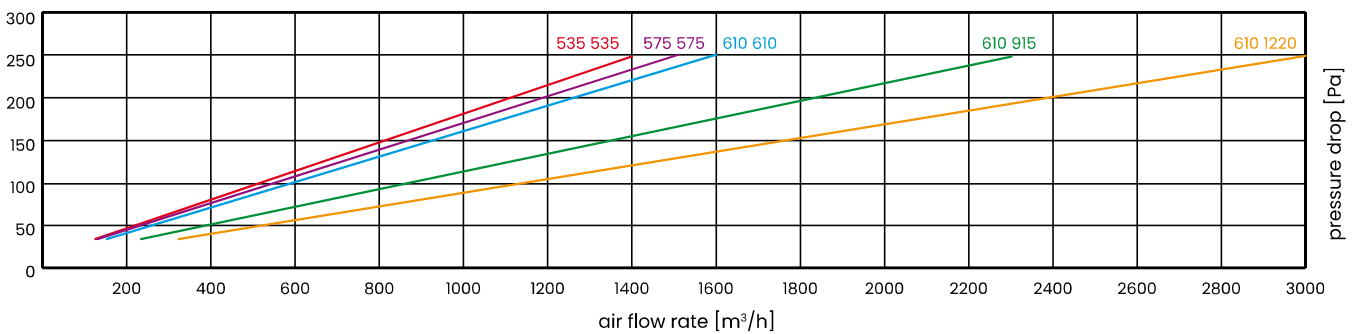
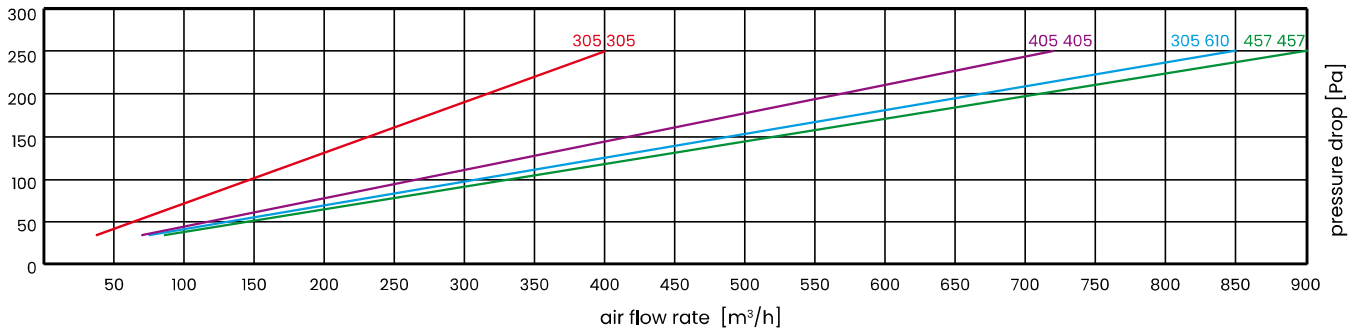


Filters in MDF casings are manufactured in all sizes, but we recommend that the front area of the filter does not exceed 0.6 m².

We reserve the right to make changes to the technical specifications at any time without prior notice, resulting from the continuous improvement of our products.

Technical data for standard filters based on the results of laboratory tests carried out in accordance with EN 1822

Filtration Class	Product	Dimensions [mm]			Filtration Area [m ²]	Air Flow Rate [m ³ /h]	Initial Pressure Drop [Pa]
		W	H	D			
H13	UltraMet150	305	305	150	3,4	150	100
		405	405	150	6	250	100
		305	610	150	6,9	300	100
		457	457	150	7,6	350	100
		535	535	150	10,6	450	100
		575	575	150	12,3	530	100
		610	610	150	13,9	600	100
		610	915	150	20,8	1000	100
		610	1220	150	27,8	1200	100

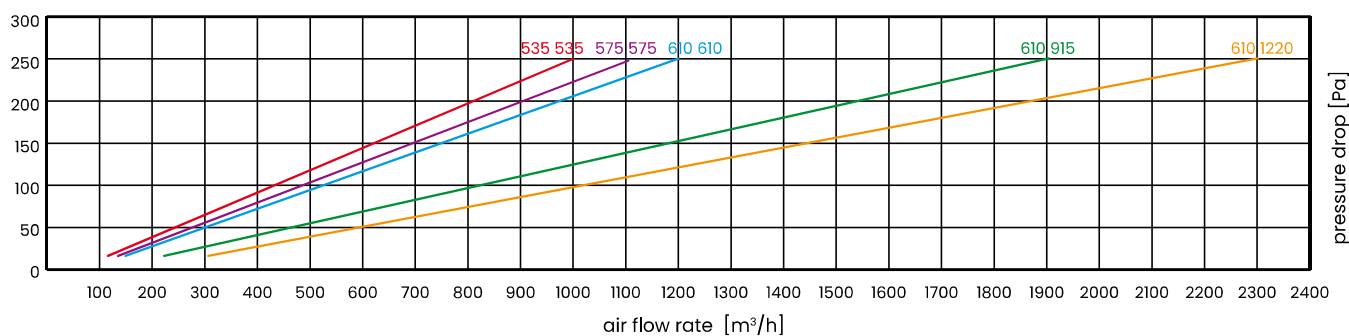
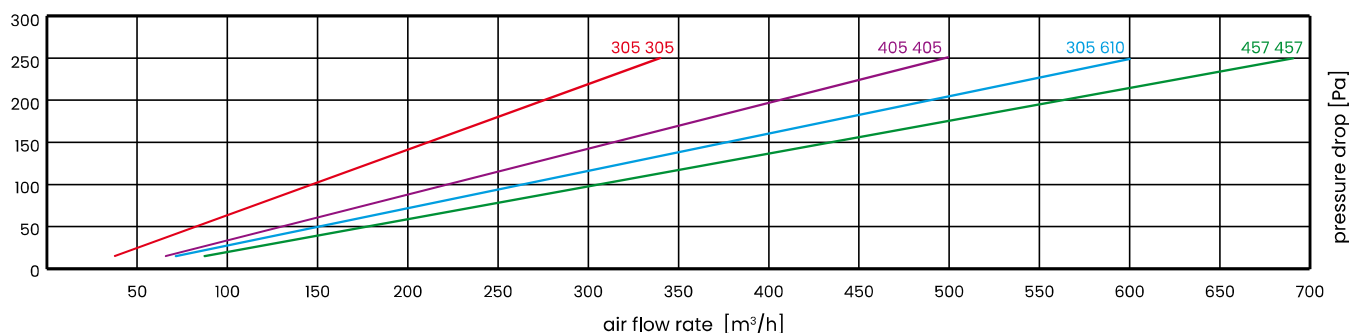


Filters in MDF casings are manufactured in all sizes, but we recommend that the front area of the filter does not exceed 0.6 m².

We reserve the right to make changes to the technical specifications at any time without prior notice, resulting from the continuous improvement of our products.

Technical data for standard filters based on the results of laboratory tests carried out in accordance with EN 1822

Filtration Class	Product	Dimensions [mm]			Filtration Area [m ²]	Air Flow Rate [m ³ /h]	Initial Pressure Drop [Pa]
		W	H	D			
H14	UltraMet150	305	305	150	3,4	150	115
		405	405	150	6	250	115
		305	610	150	6,9	300	115
		457	457	150	7,6	350	115
		535	535	150	10,6	450	115
		575	575	150	12,3	530	115
		610	610	150	13,9	600	115
		610	915	150	20,8	1000	115
		610	1220	150	27,8	1200	115



Filters in MDF casings are manufactured in all sizes, but we recommend that the front area of the filter does not exceed 0.6 m².

We reserve the right to make changes to the technical specifications at any time without prior notice, resulting from the continuous improvement of our products.

UltraMet 292

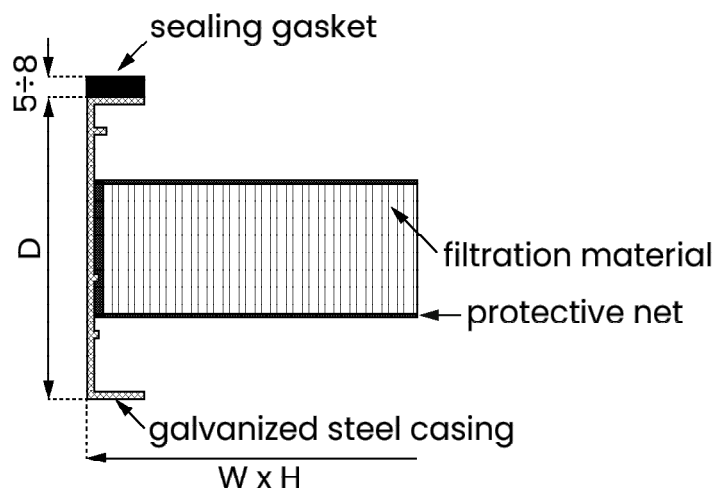


PN-EN 1822:2009 Class:	E10, E11, H13, H14
Filtration material:	glass fiber (glass microfibers)
Separators:	hot melt
Casing:	galvanized steel, resistant to humidity
Bonding:	two-component, cold-mixed (polyurethane)
Sealing gasket:	on one side of the filter (continuous foam or flat)
Max. operating temperature:	80°C
Permissible relative humidity:	>90%
*Final pressure drop derived from the filter test standard:	500 Pa
Protective net:	optionally on one or both sides

1. Durable and rigid construction
2. High dust absorbency
3. Low pressure drop
4. Long filter lifespan
5. Low energy costs
6. Resistance to humidity
7. Flame retardant (Fl acc. DIN 53438)
8. Disposal without toxic compounds

* The final operating pressure drop of the filters should be checked in the technical documentation or consulted with the manufacturer of the equipment being operated.

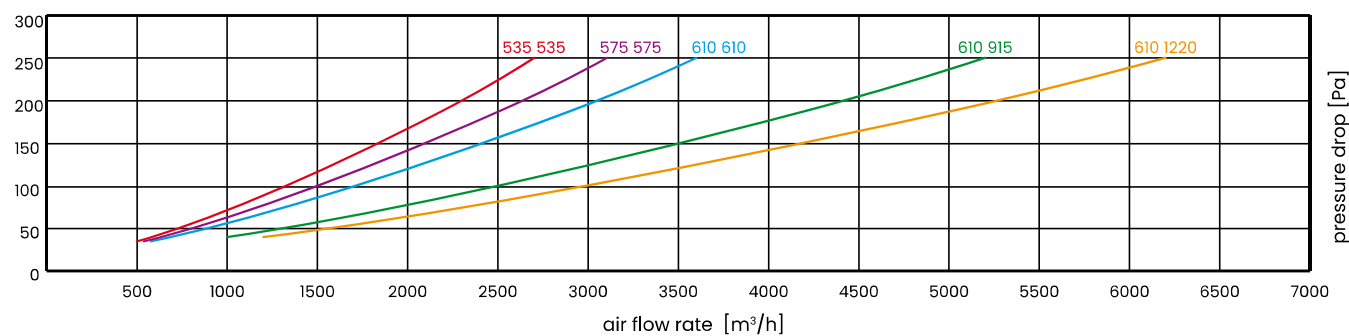
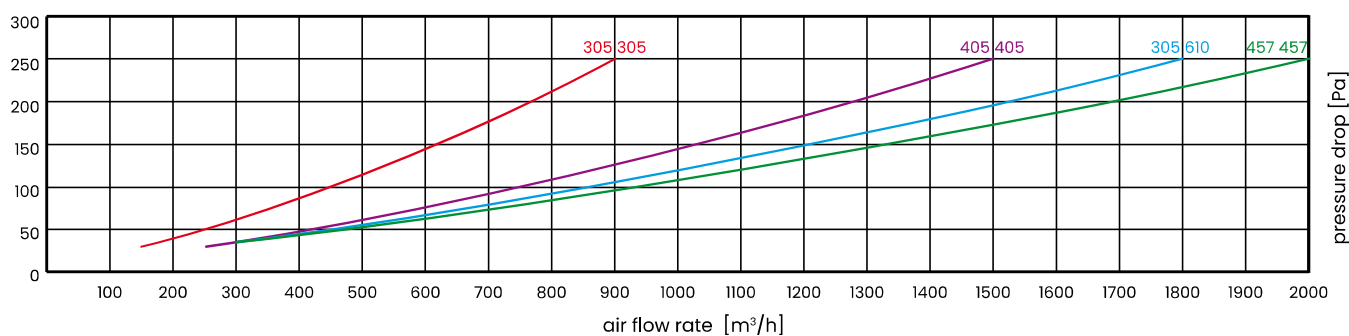
* All technical parameters provided in this specification are for informational purposes only. Actual values may differ by up to $\pm 10\%$ from the stated figures. The manufacturer assumes no responsibility for any consequences arising from the selection of filters in non-standard sizes based solely on the user's own calculations.



We reserve the right to make changes to the technical specifications at any time without prior notice, resulting from the continuous improvement of our products.

Technical data for standard filters based on the results of laboratory tests carried out in accordance with EN 1822

Filtration Class	Product	Dimensions [mm]			Filtration Area [m ²]	Air Flow Rate [m ³ /h]	Initial Pressure Drop [Pa]
		W	H	D			
E10	UltraMet292	305	305	292	5,2	150	35
		405	405	292	9,1	250	35
		305	610	292	10,4	300	35
		457	457	292	11,7	350	35
		535	535	292	16	450	35
		575	575	292	18,5	530	35
		610	610	292	20,8	600	35
		610	915	292	31,2	1000	35
		610	1220	292	41,8	1200	35

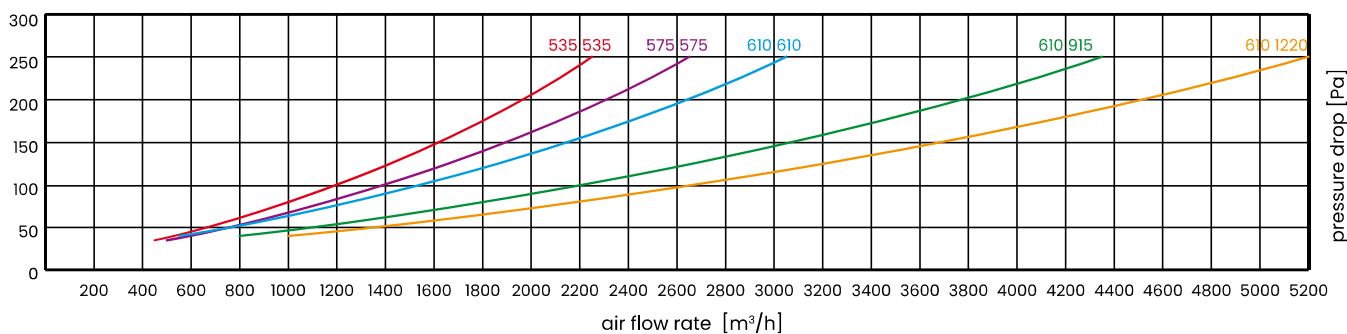
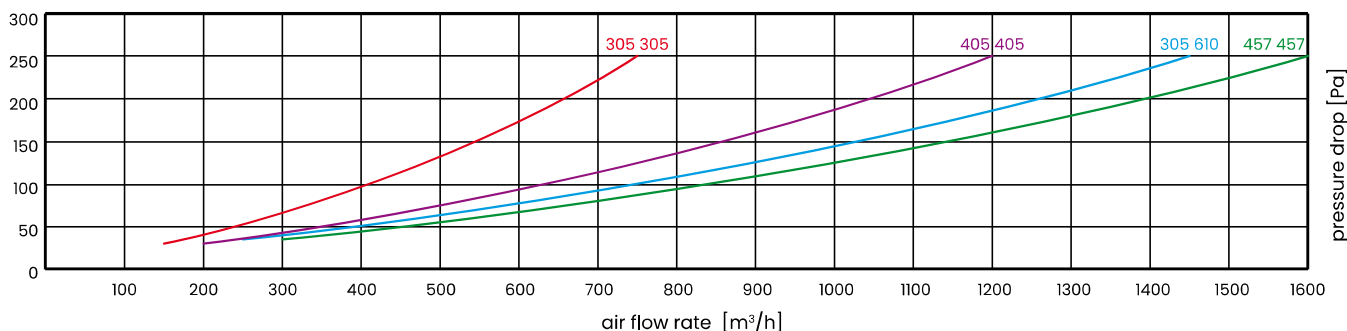


Filters in galvanized steel casings are manufactured in all sizes, but we recommend that the front area of the filter does not exceed 0.6 m².

We reserve the right to make changes to the technical specifications at any time without prior notice, resulting from the continuous improvement of our products.

Technical data for standard filters based on the results of laboratory tests carried out in accordance with EN 1822

Filtration Class	Product	Dimensions [mm]			Filtration Area [m ²]	Air Flow Rate [m ³ /h]	Initial Pressure Drop [Pa]
		W	H	D			
E11	UltraMet292	305	305	292	5,2	150	40
		405	405	292	9,1	250	40
		305	610	292	10,4	300	40
		457	457	292	11,7	350	40
		535	535	292	16	450	40
		575	575	292	18,5	530	40
		610	610	292	20,8	600	40
		610	915	292	31,2	1000	40
		610	1220	292	41,8	1200	40

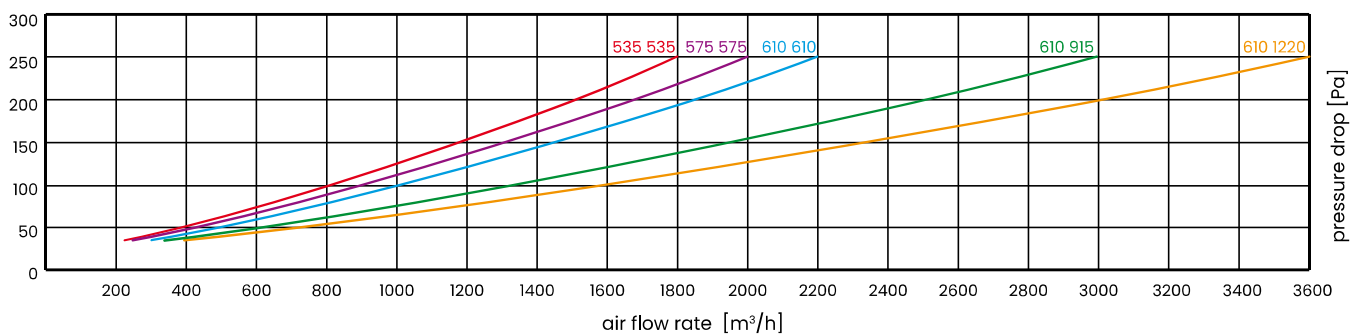
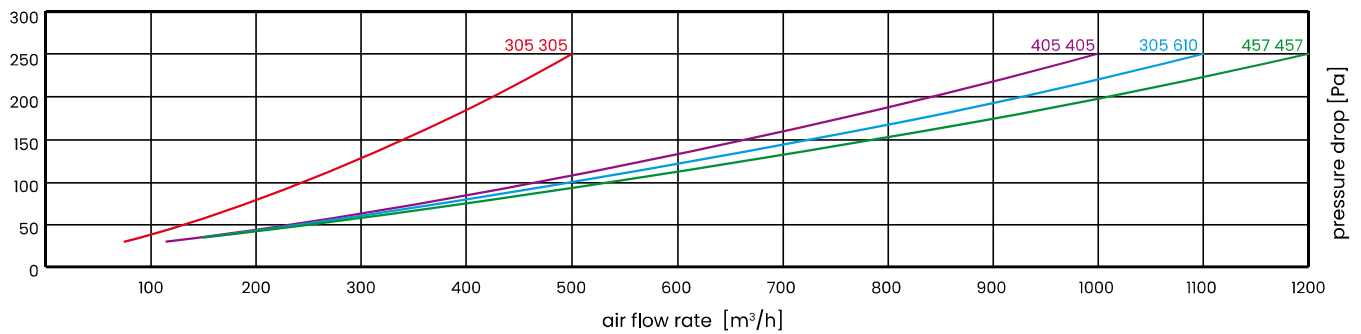


Filters in galvanized steel casings are manufactured in all sizes, but we recommend that the front area of the filter does not exceed 0.6 m².

We reserve the right to make changes to the technical specifications at any time without prior notice, resulting from the continuous improvement of our products.

Technical data for standard filters based on the results of laboratory tests carried out in accordance with EN 1822

Filtration Class	Product	Dimensions [mm]			Filtration Area [m ²]	Air Flow Rate [m ³ /h]	Initial Pressure Drop [Pa]
		W	H	D			
H13	UltraMet292	305	305	292	5,2	150	70
		405	405	292	9,1	250	70
		305	610	292	10,4	300	70
		457	457	292	11,7	350	70
		535	535	292	16	450	70
		575	575	292	18,5	530	70
		610	610	292	20,8	600	70
		610	915	292	31,2	1000	70
		610	1220	292	41,8	1200	70

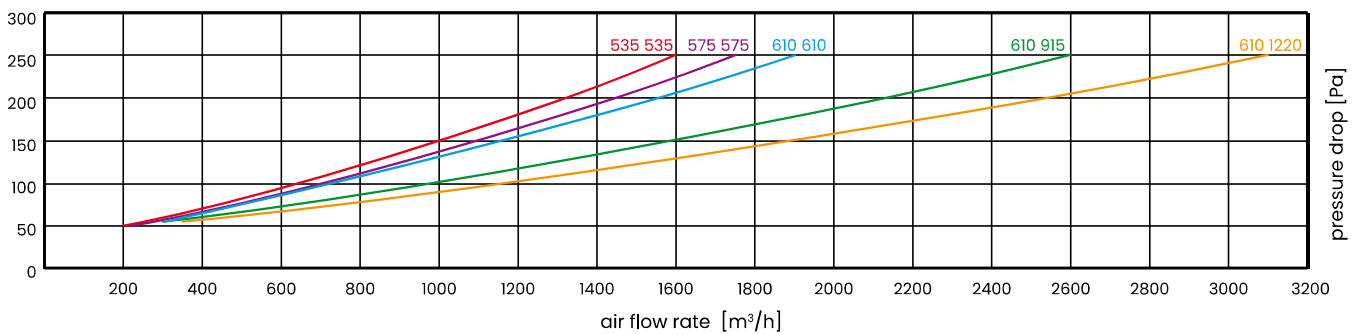
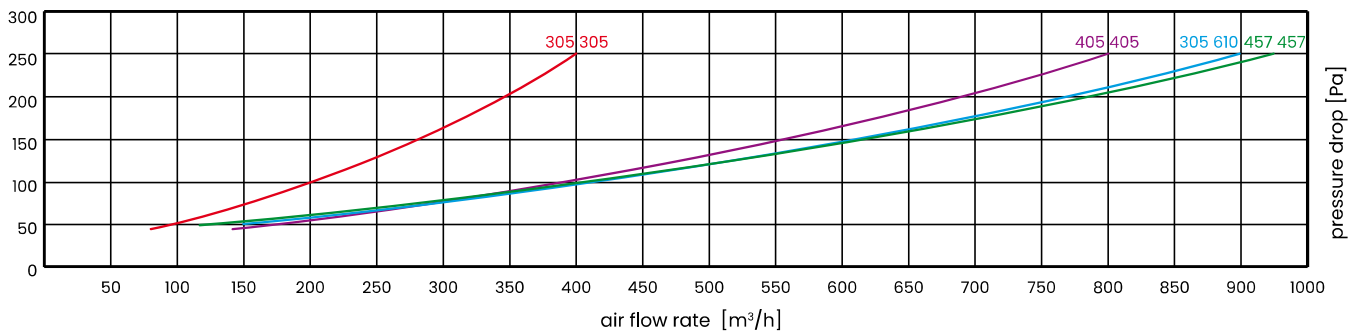


Filters in galvanized steel casings are manufactured in all sizes, but we recommend that the front area of the filter does not exceed 0.6 m².

We reserve the right to make changes to the technical specifications at any time without prior notice, resulting from the continuous improvement of our products.

Technical data for standard filters based on the results of laboratory tests carried out in accordance with EN 1822

Filtration Class	Product	Dimensions [mm]			Filtration Area [m ²]	Air Flow Rate [m ³ /h]	Initial Pressure Drop [Pa]
		W	H	D			
H14	UltraMet292	305	305	292	5,2	150	80
		405	405	292	9,1	250	80
		305	610	292	10,4	300	80
		457	457	292	11,7	350	80
		535	535	292	16	450	80
		575	575	292	18,5	530	80
		610	610	292	20,8	600	80
		610	915	292	31,2	1000	80
		610	1220	292	41,8	1200	80




Filters in galvanized steel casings are manufactured in all sizes, but we recommend that the front area of the filter does not exceed 0.6 m².

We reserve the right to make changes to the technical specifications at any time without prior notice, resulting from the continuous improvement of our products.

EPA/HEPA filters

UltraGel



PN-EN 1822:2009 Class:	E10, H13, H14, U15
Filtration material:	glass fiber (glass microfibers)
Separators:	hot melt
Casing:	aluminum with protective nets on both sides
Bonding:	two-component, cold-mixed (polyurethane)
Max. operating temperature:	80°C
Permissible relative humidity:	>90%
*Final pressure drop derived from the filter test standard:	500 Pa

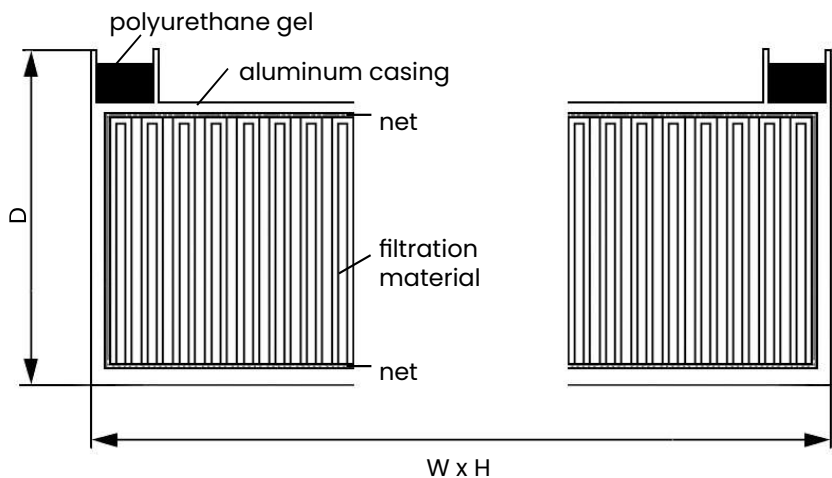
1. Durable and rigid construction
2. Protective nets for filter cartridges
3. High dust absorbency
4. Low pressure drop
5. Long filter lifespan
6. Low energy costs
7. Resistance to humidity
8. Flame retardant (F1 acc. DIN 53438)

Sealing gasket: non-drying and non-hardening polyurethane gel on one side in a U-shaped recess.

* The final operating pressure drop of the filters should be checked in the technical documentation or consulted with the manufacturer of the equipment being operated.

* All technical parameters provided in this specification are for informational purposes only. Actual values may differ by up to $\pm 10\%$ from the stated figures. The manufacturer assumes no responsibility for any consequences arising from the selection of filters in non-standard sizes based solely on the user's own calculations.

185



We reserve the right to make changes to the technical specifications at any time without prior notice, resulting from the continuous improvement of our products.

Technical data for standard filters based on the results of laboratory tests carried out in accordance with EN 1822

Technical data for various models of UltraGel 80 mm thick filters

	Dimensions [mm]			Filtration Class	Filtration Area [m ²]	Air Flow Rate [m ³ /h]	Initial Resistance [Pa]
	W	H	D				
UG 305/305/80-10	305	305	80	E10	2,60	150	50
UG 457/457/80-10	457	457	80	E10	5,80	335	50
UG 457/610/80-10	457	610	80	E10	7,80	450	50
UG 305/610/80-10	305	610	80	E10	5,20	300	50
UG 610/610/80-10	610	610	80	E10	10,40	600	50
UG 610/915/80-10	610	915	80	E10	15,60	900	50
UG 610/1220/80-10	610	1220	80	E10	20,80	1200	50
UG 610/1524/80-10	610	1524	80	E10	26,00	1500	50
UG 610/1830/80-10	610	1830	80	E10	31,20	1800	50
UG 610/762/80-10	610	762	80	E10	13,00	750	50
UG 762/762/80-10	762	762	80	E10	16,20	935	50
UG 915/915/80-10	915	915	80	E10	23,40	1350	50
UG 915/1220/80-10	915	1220	80	E10	31,20	1800	50
UG 305/305/80-13	305	305	80	H13	2,60	150	110
UG 457/457/80-13	457	457	80	H13	5,80	335	110
UG 457/610/80-13	457	610	80	H13	7,80	450	110
UG 305/610/80-13	305	610	80	H13	5,20	300	110
UG 610/610/80-13	610	610	80	H13	10,40	600	110
UG 610/915/80-13	610	915	80	H13	15,60	900	110
UG 610/1220/80-13	610	1220	80	H13	20,80	1200	110
UG 610/1524/80-13	610	1524	80	H13	26,00	1500	110
UG 610/1830/80-13	610	1830	80	H13	31,20	1800	110
UG 610/762/80-13	610	762	80	H13	13,00	750	110
UG 762/762/80-13	762	762	80	H13	16,20	935	110
UG 915/915/80-13	915	915	80	H13	23,40	1350	110
UG 915/1220/80-13	915	1220	80	H13	31,20	1800	110
UG 305/305/80-14	305	305	80	H14	2,60	150	120
UG 457/457/80-14	457	457	80	H14	5,80	335	120
UG 457/610/80-14	457	610	80	H14	7,80	450	120
UG 305/610/80-14	305	610	80	H14	5,20	300	120
UG 610/610/80-14	610	610	80	H14	10,40	600	120
UG 610/915/80-14	610	915	80	H14	15,60	900	120
UG 610/1220/80-14	610	1220	80	H14	20,80	1200	120
UG 610/1524/80-14	610	1524	80	H14	26,00	1500	120
UG 610/1830/80-14	610	1830	80	H14	31,20	1800	120
UG 610/762/80-14	610	762	80	H14	13,00	750	120
UG 762/762/80-14	762	762	80	H14	16,20	935	120
UG 915/915/80-14	915	915	80	H14	23,40	1350	120
UG 915/1220/80-14	915	1220	80	H14	31,20	1800	120

We reserve the right to make changes to the technical specifications at any time without prior notice, resulting from the continuous improvement of our products.

Technical data for standard filters based on the results of laboratory tests carried out in accordance with EN 1822

Technical data for various models of UltraGel 80 mm thick filters

	Dimensions [mm]			Filtration Class	Filtration Area [m ²]	Air Flow Rate [m ³ /h]	Initial Resistance [Pa]
	W	H	D				
UG 305/305/80-15	305	305	80	U15	2,60	150	140
UG 457/457/80-15	457	457	80	U15	5,80	335	140
UG 457/610/80-15	457	610	80	U15	7,80	450	140
UG 305/610/80-15	305	610	80	U15	5,20	300	140
UG 610/610/80-15	610	610	80	U15	10,40	600	140
UG 610/915/80-15	610	915	80	U15	15,60	900	140
UG 610/1220/80-15	610	1220	80	U15	20,80	1200	140
UG 610/1524/80-15	610	1524	80	U15	26,00	1500	140
UG 610/1830/80-15	610	1830	80	U15	31,20	1800	140
UG 610/762/80-15	610	762	80	U15	13,00	750	140
UG 762/762/80-15	762	762	80	U15	16,20	935	140
UG 915/915/80-15	915	915	80	U15	23,40	1350	140
UG 915/1220/80-15	915	1220	80	U15	31,20	1800	140

Technical data for various models of UltraGel 90-104 mm thick filters

	Dimensions [mm]			Filtration Class	Filtration Area [m ²]	Air Flow Rate [m ³ /h]	Initial Resistance [Pa]
	W	H	D				
UG 305/305/90-10	305	305	90	E10	3,10	150	35
UG 457/457/90-10	457	457	90	E10	7,00	335	35
UG 457/610/90-10	457	610	90	E10	9,40	450	35
UG 305/610/90-10	305	610	90	E10	6,20	300	35
UG 610/610/90-10	610	610	90	E10	12,50	600	35
UG 610/915/90-10	610	915	90	E10	18,70	900	35
UG 610/1220/90-10	610	1220	90	E10	25,00	1200	35
UG 610/1524/90-10	610	1524	90	E10	31,20	1500	35
UG 610/1830/90-10	610	1830	90	E10	37,50	1800	35
UG 610/762/90-10	610	762	90	E10	15,60	750	35
UG 762/762/90-10	762	762	90	E10	19,50	935	35
UG 915/915/90-10	915	915	90	E10	28,10	1350	35
UG 915/1220/90-10	915	1220	90	E10	37,50	1800	35

We reserve the right to make changes to the technical specifications at any time without prior notice, resulting from the continuous improvement of our products.

Technical data for standard filters based on the results of laboratory tests carried out in accordance with EN 1822

Technical data for various models of UltraGel 90-104 mm thick filters

	Dimensions [mm]			Filtration Class	Filtration Area [m ²]	Air Flow Rate [m ³ /h]	Initial Resistance [Pa]
	W	H	D				
UG 305/305/90-13	305	305	90	H13	3,10	150	90
UG 457/457/90-13	457	457	90	H13	7,00	335	90
UG 457/610/90-13	457	610	90	H13	9,40	450	90
UG 305/610/90-13	305	610	90	H13	6,20	300	90
UG 610/610/90-13	610	610	90	H13	12,50	600	90
UG 610/915/90-13	610	915	90	H13	18,70	900	90
UG 610/1220/90-13	610	1220	90	H13	25,00	1200	90
UG 610/1524/90-13	610	1524	90	H13	31,20	1500	90
UG 610/1830/90-13	610	1830	90	H13	37,50	1800	90
UG 610/762/90-13	610	762	90	H13	15,60	750	90
UG 762/762/90-13	762	762	90	H13	19,50	935	90
UG 915/915/90-13	915	915	90	H13	28,10	1350	90
UG 915/1220/90-13	915	1220	90	H13	37,50	1800	90
UG 305/305/90-14	305	305	90	H14	3,10	150	100
UG 457/457/90-14	457	457	90	H14	7,00	335	100
UG 457/610/90-14	457	610	90	H14	9,40	450	100
UG 305/610/90-14	305	610	90	H14	6,20	300	100
UG 610/610/90-14	610	610	90	H14	12,50	600	100
UG 610/915/90-14	610	915	90	H14	18,70	900	100
UG 610/1220/90-14	610	1220	90	H14	25,00	1200	100
UG 610/1524/90-14	610	1524	90	H14	31,20	1500	100
UG 610/1830/90-14	610	1830	90	H14	37,50	1800	100
UG 610/762/90-14	610	762	90	H14	15,60	750	100
UG 762/762/90-14	762	762	90	H14	19,50	935	100
UG 915/915/90-14	915	915	90	H14	28,10	1350	100
UG 915/1220/90-14	915	1220	90	H14	37,50	1800	100
UG 305/305/90-15	305	305	90	U15	3,10	150	120
UG 457/457/90-15	457	457	90	U15	7,00	335	120
UG 457/610/90-15	457	610	90	U15	9,40	450	120
UG 305/610/90-15	305	610	90	U15	6,20	300	120
UG 610/610/90-15	610	610	90	U15	12,50	600	120
UG 610/915/90-15	610	915	90	U15	18,70	900	120
UG 610/1220/90-15	610	1220	90	U15	25,00	1200	120
UG 610/1524/90-15	610	1524	90	U15	31,20	1500	120
UG 610/1830/90-15	610	1830	90	U15	37,50	1800	120
UG 610/762/90-15	610	762	90	U15	15,60	750	120
UG 762/762/90-15	762	762	90	U15	19,50	935	120
UG 915/915/90-15	915	915	90	U15	28,10	1350	120
UG 915/1220/90-15	915	1220	90	U15	37,50	1800	120

We reserve the right to make changes to the technical specifications at any time without prior notice, resulting from the continuous improvement of our products.

EPA/HEPA filters

UltraClin



Separators:	hot melt
*Final pressure drop derived from the filter test standard:	450 Pa

Application: UltraClin filters are widely used in pharmaceutical, chemical, nuclear, optical, electronic and hospital industries.

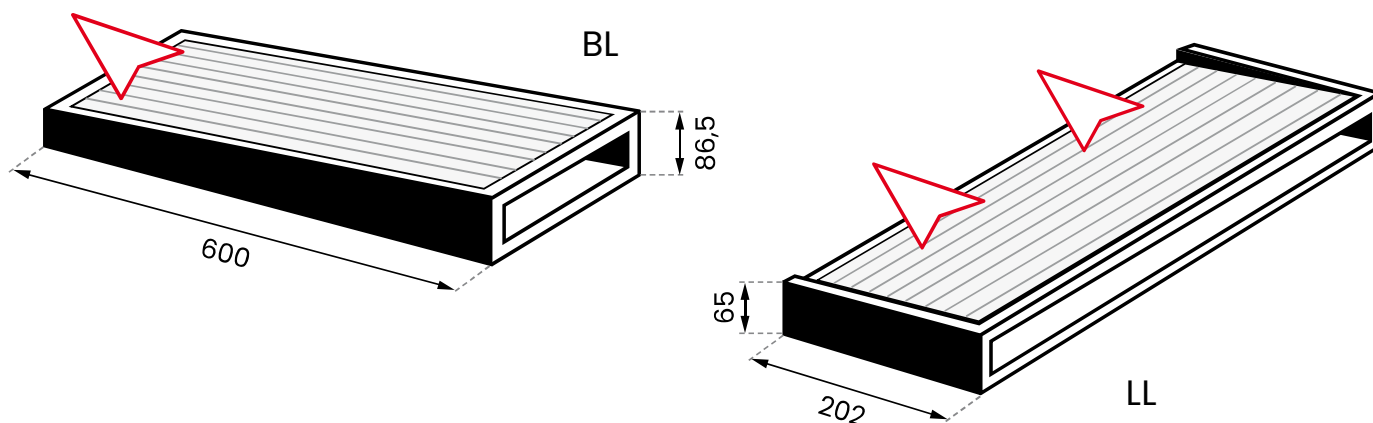
Filtration material: filtration material made of pleated glass fiber resistant to humidity.

Casing: made of galvanized steel, alternatively made of plastic.

* The final operating pressure drop of the filters should be checked in the technical documentation or consulted with the manufacturer of the equipment being operated.

* All technical parameters provided in this specification are for informational purposes only. Actual values may differ by up to $\pm 10\%$ from the stated figures. The manufacturer assumes no responsibility for any consequences arising from the selection of filters in non-standard sizes based solely on the user's own calculations.

1. High tear resistance
2. Rigid self-supporting design
3. Easy to replace

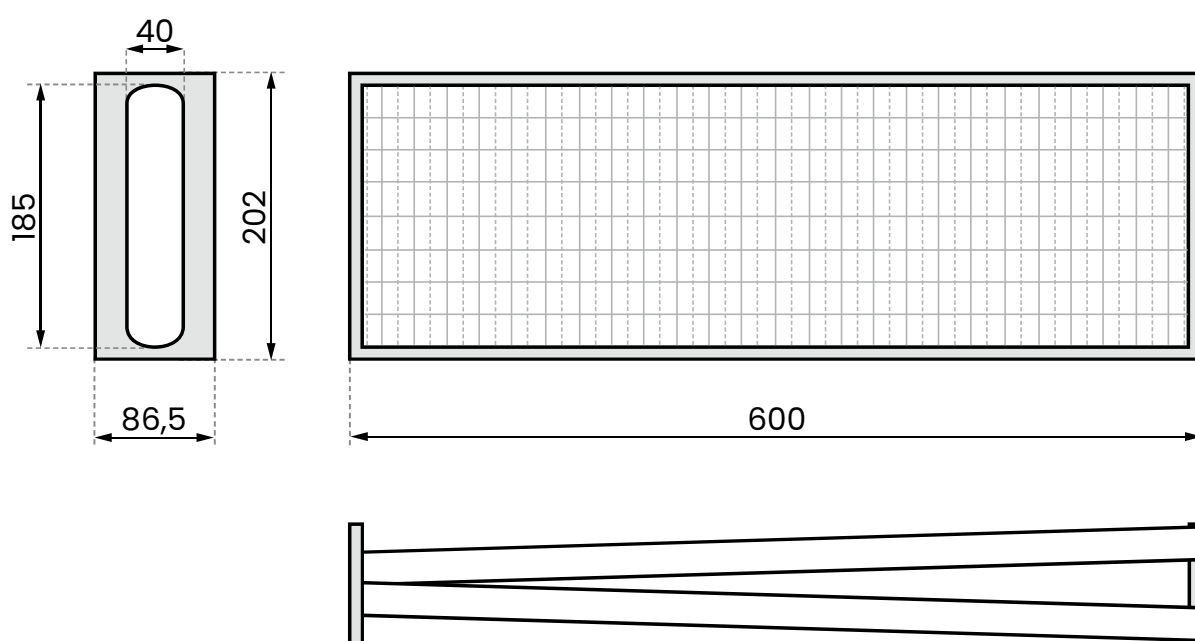


We reserve the right to make changes to the technical specifications at any time without prior notice, resulting from the continuous improvement of our products.

Technical data

Model and Size [mm]	Filtration Class	Efficiency [m ³ /h]	Initial Resistance [Pa]	Filtration Area [m ²]
BL-202/600/86,5-8	F8	200	90	3,2
LL-202/600/65-8	F8	200	55	3,2
BL-202/600/86,5-9	F9	200	130	3,2
LL-202/600/65-9	F9	200	85	3,2
BL-202/600/86,5-11	E11	200	160	3,2
LL-202/600/65-11	E11	200	115	3,2
BL-202/600/86,5-12	E12	200	170	3,2
LL-202/600/65-12	E12	200	125	3,2
BL-202/600/86,5-13	H13	200	195	3,2
LL-202/600/65-13	H13	200	145	3,2

Final recommended pressure drop 450 Pa



We reserve the right to make changes to the technical specifications at any time without prior notice, resulting from the continuous improvement of our products.

EPA/HEPA filters

UltraMet V292



1. Maximum bandwidth
2. Durable and rigid construction
3. High dust absorbency
4. Low pressure drop
5. Long filter lifespan
6. Low energy costs
7. Resistance to humidity
8. Flame retardant (FI acc. DIN 53438)

PN-EN 1822:2009 Class:	E10, E11, H13, H14, U15
Filtration material:	glass fiber (glass microfibers)
Separators:	hot melt
Casing:	galvanized steel, with protective nets on both sides
Bonding:	two-component, cold-mixed polyurethane
Sealing gasket:	on one side of the filter (continuous foam or flat)
Max. operating temperature:	80°C
Permissible relative humidity:	>100%
*Final pressure drop derived from the filter test standard:	500 Pa

Application: UltraMet V292 filters are used in installations that are designed to filter large amounts of air while maintaining a high class of air purity.

The V-shaped design is characterized by a large filtering area and low resistance to air flow.

The filtration material is tightly positioned in a metal frame.

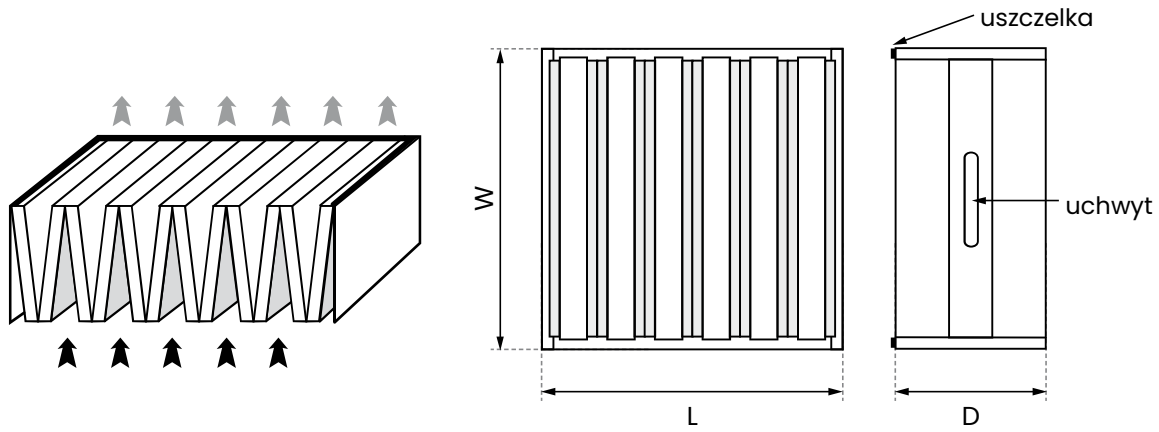
The filter can be optionally equipped with a handle for transport.

Each filter beyond the E12 class is individually tested.

* The final operating pressure drop of the filters should be checked in the technical documentation or consulted with the manufacturer of the equipment being operated.

* All technical parameters provided in this specification are for informational purposes only. Actual values may differ by up to ±10% from the stated figures. The manufacturer assumes no responsibility for any consequences arising from the selection of filters in non-standard sizes based solely on the user's own calculations.

EPA/HEPA filters



Technical data for standard filters based on the results of laboratory tests carried out in accordance with EN 1822

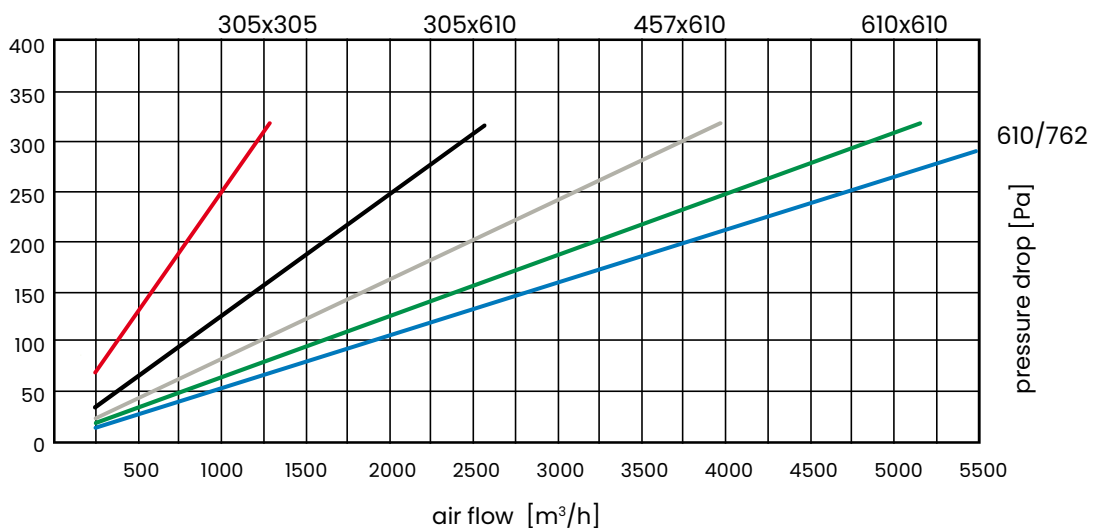
UltraMet V292 filters - standard filtration area

Product	Dimensions [mm]			Filtration Area [m ²]	Air flow capacity at initial pressure drop 250 Pa [m ³ /h]			
	W	H	D		E10	E11	H13	H14
UltraMetV292 Standard	305	305	292	8,8	1250	1175	850	675
	305	610	292	17,6	2500	2350	1700	1400
	405	405	292	14	2150	2000	1500	1210
	457	457	292	21	2670	2500	1900	1550
	457	610	292	28,1	3750	3500	2600	2120
	592	592	292	34	4800	4500	3250	2650
	610	610	292	35,1	5000	4700	3400	2800
762	610	292	42,1	6000	5600	4000	3280	

UltraMet V292 filters - enlarged filtration area

Product	Dimensions [mm]			Filtration Area [m ²]	Air flow capacity at initial pressure drop 250 Pa [m ³ /h]			
	W	H	D		E10	E11	H13	H14
UltraMetV292 Plus	305	305	292	11,65	1500	1400	1000	820
	305	610	292	23,4	3000	2800	2000	1640
	405	405	292	18,6	2620	2450	1750	1450
	457	457	292	28	3370	3150	2250	2050
	457	610	292	37,4	4600	4300	3070	2500
	592	592	292	45,4	5720	5350	3830	3140
	610	610	292	46,8	6000	5600	4000	3280
	762	610	292	56,2	7060	6600	4700	3860

Pressure drop diagram for H13 class filters with an enlarged filtration area



We reserve the right to make changes to the technical specifications at any time without prior notice, resulting from the continuous improvement of our products.

EPA/HEPA filters

UltraHood



1. Durable and rigid construction
2. Protective nets for filter cartridges
3. High dust absorbency
4. Low pressure drop
5. Long filter lifespan
6. Low energy costs
7. Resistance to humidity
8. Flame retardant (F1 acc. DIN 53438)
9. Disposal without toxic compounds

PN-EN 1822:2009 Class:	H13, H14, U15
Filtration material:	glass fiber (glass microfibers)
Separators:	hot melt
Bonding:	two-component, cold-mixed polyurethane
Sealing gasket:	on one side of the filter (continuous foam or flat)
Max. operating temperature:	80°C
Permissible relative humidity:	>100%
*Final pressure drop derived from the filter test standard:	500 Pa

Application: adapted for direct assembly of Spiro type coiled pipes.

Casing: made of aluminum with protective nets on both sides of the filter cartridge.

* The final operating pressure drop of the filters should be checked in the technical documentation or consulted with the manufacturer of the equipment being operated.

* All technical parameters provided in this specification are for informational purposes only. Actual values may differ by up to $\pm 10\%$ from the stated figures. The manufacturer assumes no responsibility for any consequences arising from the selection of filters in non-standard sizes based solely on the user's own calculations.

Technical data for various models of UltraHood filter class: H13, H14, U15

Dimensions [mm]				Filtration Area [m ²]	Air Flow Rate [m ³ /h]	Initial Resistance [Pa]		
W	H	D	Flange \varnothing			H13	H14	U15
610	610	125	200	10,4	600	125	135	155
610	915	125	200	15,6	900	125	135	155
610	1220	125	200	20,8	1200	125	135	155

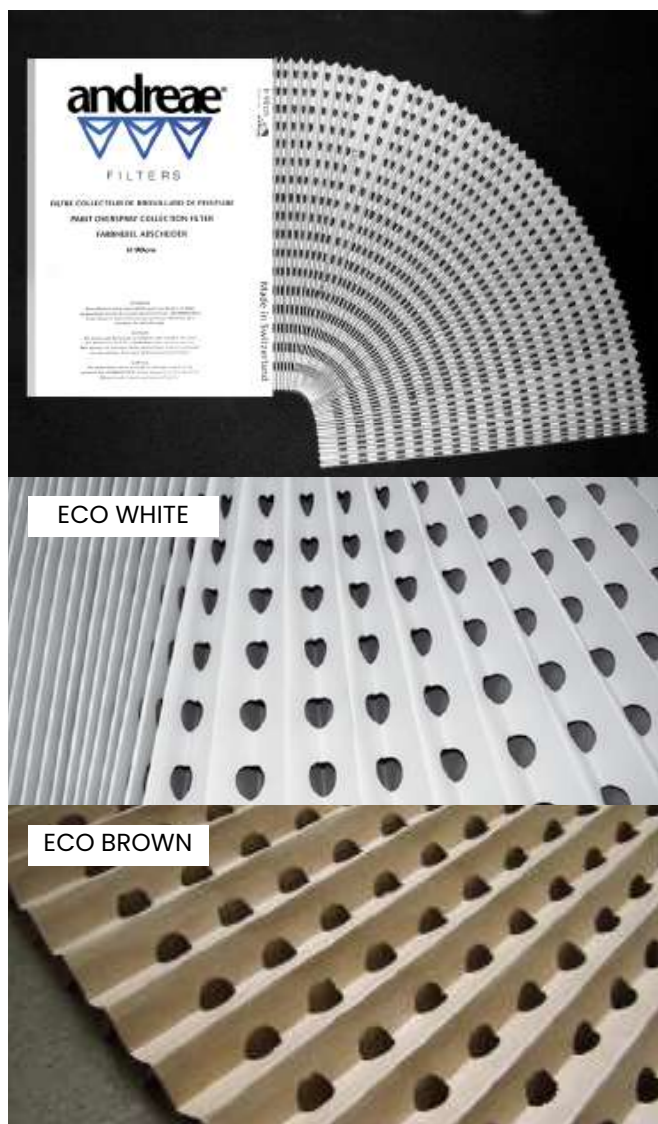
We reserve the right to make changes to the technical specifications at any time without prior notice, resulting from the continuous improvement of our products.

13

ANDREAE® FILTERS

Andrae® ECO	195
Andrae® STD	197

Andreae® filters



Andreae® ECO



Recommended number of pleats:	26
Retention capacity:	18 kg/m ² (depends on the paint used)
Average filtration efficiency:	up to 98,1% (depends on the paint used)
Recommended air flow rate:	0,25–1 m/s
*Final pressure drop derived from the filter test standard:	128 < 256 Pa
Pressure drop:	0,25 m/s – 8 Pa
	0,50 m/s – 20 Pa
	0,75 m/s – 30 Pa
	1,00 m/s – 40 Pa
Resistance to temperature:	180°C

Filtration material: paper: white, waterproof brown secondary raw material.

Construction: pleated and glued 2 layers of cardboard.

Application: Andreae ECO series cardboard slit filters are intended for shower cabins and walls.

Their special geometry provides high rigidity and allows installation without additional reinforcements.

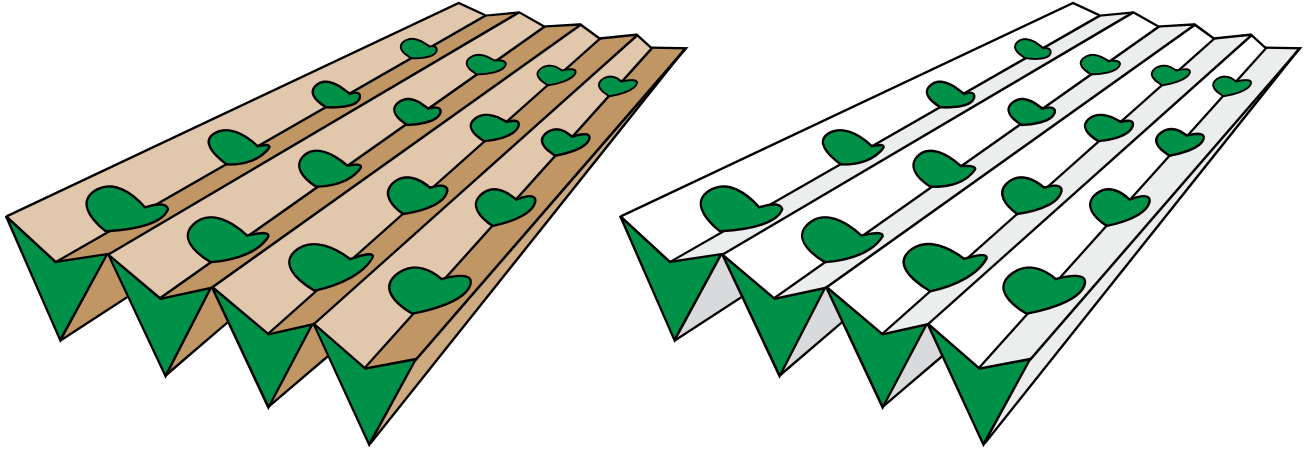
The shape of the walls and symmetrically placed holes cause the air flowing through the filter together with contaminants to swirl (the so-called Venturi effect), which results in deposition of contaminants on the filter walls.

* The final operating pressure drop of the filters should be checked in the technical documentation or consulted with the manufacturer of the equipment being operated.

* All technical parameters provided in this specification are for informational purposes only. Actual values may differ by up to ±10% from the stated figures. The manufacturer assumes no responsibility for any consequences arising from the selection of filters in non-standard sizes based solely on the user's own calculations.

1. Accordion structure
2. Durable and rigid construction
3. High dust absorbency
4. Low pressure drop
5. Long filter lifespan
6. Low energy costs
7. Resistance to humidity
8. Flame retardant (F1/K1 acc. DIN 53438)

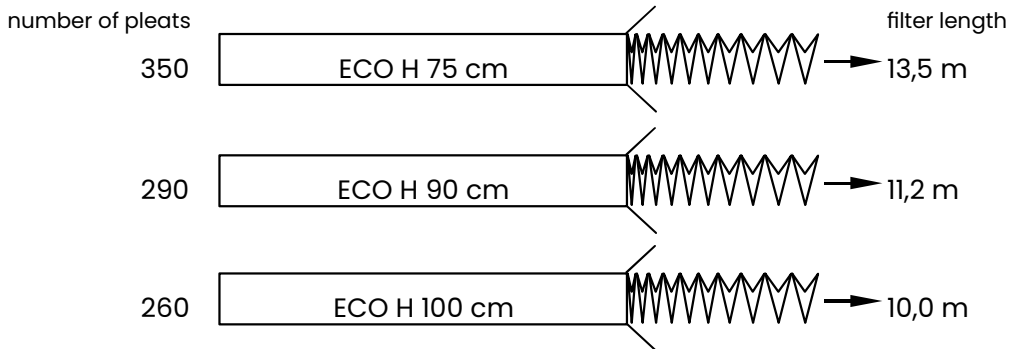
We reserve the right to make changes to the technical specifications at any time without prior notice, resulting from the continuous improvement of our products.




ANDREA ECO WHITE, BROWN

height H [cm]	area [m ²]
75	10
90	8,35*
90	10
100	10

* 8,35 m² = 10 sqyd



We reserve the right to make changes to the technical specifications at any time without prior notice, resulting from the continuous improvement of our products.



1. Accordion structure
2. Durable and rigid construction
3. High dust absorbency
4. Low pressure drop
5. Long filter lifespan
6. Low energy costs
7. Resistance to humidity
8. Flame retardant (F1/K1 acc. DIN 53438)

Andreae® STD



Recommended number of pleats:	26
Retention capacity:	18 kg/m ² (depends on the paint used)
Average filtration efficiency:	up to 98,1%
Recommended air flow rate:	0,25–1 m/s
*Final pressure drop derived from the filter test standard:	128 Pa < 256 Pa
Pressure drop:	0,25 m/s – 8 Pa
	0,50 m/s – 20 Pa
	0,75 m/s – 30 Pa
	1,00 m/s – 40 Pa
Resistance to temperature:	180°C

Filtration material: paper: white, waterproof with very high strength.

Construction: pleated and glued 2 layers of cardboard with a glued-on tension regulator for the most efficient use of filters.

Application: Andreae STD series cardboard slit filters are intended for shower cabins and walls.

Their special geometry provides high rigidity and allows installation without additional reinforcements.

The shape of the walls and symmetrically placed holes cause the air flowing through the filter together with contaminants to swirl (the so-called Venturi effect), which results in deposition of contaminants on the filter walls.

* The final operating pressure drop of the filters should be checked in the technical documentation or consulted with the manufacturer of the equipment being operated.

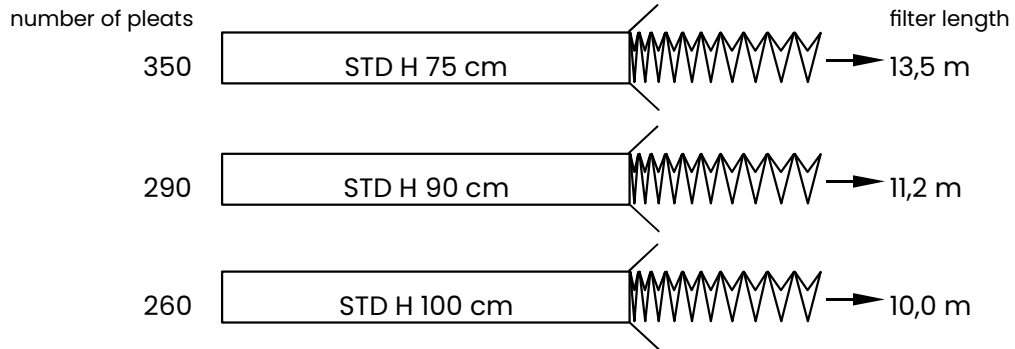
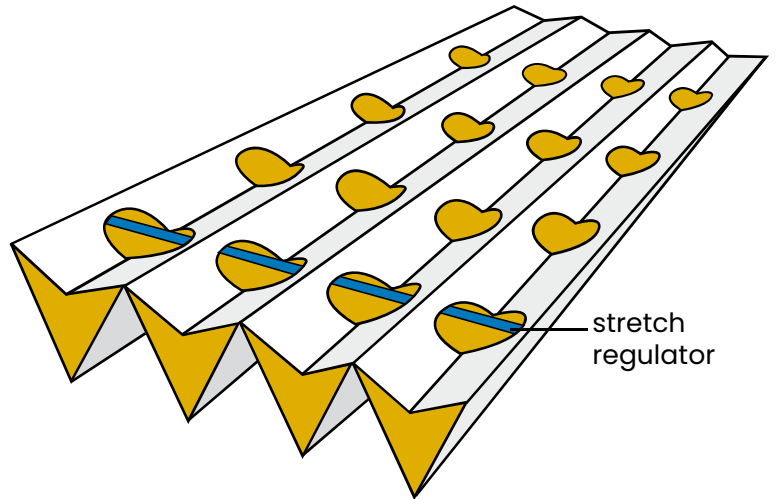
* All technical parameters provided in this specification are for informational purposes only. Actual values may differ by up to ±10% from the stated figures. The manufacturer assumes no responsibility for any consequences arising from the selection of filters in non-standard sizes based solely on the user's own calculations.



ANDREAЕ STD (standard) WHITE

height H [cm]	area [m ²]
75	10
90	8,35*
90	10
100	10

* 8,35 m² = 10 sqyd



We reserve the right to make changes to the technical specifications at any time without prior notice, resulting from the continuous improvement of our products.

14

FILTERS UCUBE

uCube300 Heavy	200
uCube300 Light	201
uCube500 Heavy	202
uCube500 Light	203

filters ecube



uCube300 Heavy

Retention capacity:	up to 40 kg
Filtration efficiency:	up to 99,45%
Recommended air speed:	0,8–2 m/s
Max. final pressure drop:	1000 Pa
Initial pressure drop:	from 20 Pa at speed 0,8 m/s up to 90 Pa at speed 2 m/s
Weight:	1399g

The uCube Heavy series is designed for heavy, sticky paints that dry slowly, such as primers, adhesives, dry enamels, epoxies, frits, etc.

Construction: The cube is based on the proven principle of „inertial separation.“

Internal filtration chambers create a Venturi effect and force the particle-laden air stream to change direction.

This ensures the most optimal airflow and the maximum possible filtration efficiency.

The polyester fleece, known as ZERO-GLASS, has a high weight of 200 g/m² and a progressive structure.

Technology:

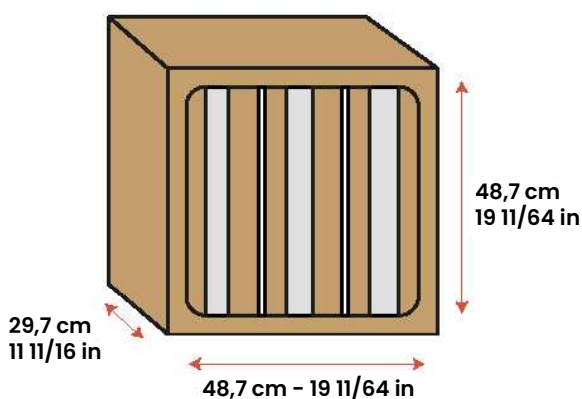
1. Initially, the loader will filter 74% of the paint.
2. Next, the Catcher will capture an additional 24% of the paint thanks to the polyester filter.
3. The Perfector will retain the remaining particles to achieve 99.8% filtration efficiency.

* The final operational resistance of the filters should be checked in the technical documentation or consulted with the manufacturer of the equipment in use.

* All technical parameters provided in this specification are for informational purposes only. Actual values may differ by up to ±10% from the stated figures. The manufacturer assumes no responsibility for any consequences arising from the selection of filters in non-standard sizes based solely on the user's own calculations.

1. High efficiency up to 99.45%
2. Long filter lifespan
3. Adapted to all types of paints
4. Quick and easy installation
5. Easy transport
6. Modular system

200



We reserve the right to make changes to the technical specifications at any time without prior notice, resulting from the continuous improvement of our products.

filters ecube

uCube300 Light



Retention capacity:	up to 30 kg
Filtration efficiency:	up to 99%
Recommended air speed:	0,3–1,5 m/s
Max. final pressure drop:	1000 Pa
Initial pressure drop:	from 10 Pa at speed 0,8 m/s up to 85 Pa at speed 2 m/s
Weight:	1399g

1. High efficiency up to 99%
2. Long filter lifespan
3. Adapted to all types of paints
4. Quick and easy installation
5. Easy transport
6. Low energy costs

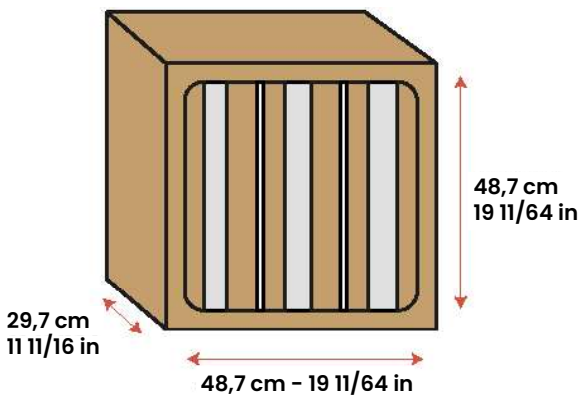
The uCube Heavy series is designed for heavy, sticky paints that dry slowly, such as primers, adhesives, dry enamels, epoxies, frits, etc.

Construction: The cube is based on the proven principle of „inertial separation.“ Internal filtration chambers create a Venturi effect and force the particle-laden air stream to change direction.

This ensures the most optimal airflow and the maximum possible filtration efficiency. The polyester fleece, known as ZERO-GLASS, has a high weight of 200 g/m² and a progressive structure.

Technologia:

1. Spraymesh CAPACITY paint collector; 8 layers of woven paper mesh mounted on a sturdy cardboard structure to create deep deposit areas.
2. The Perfector will retain the remaining particles to achieve 99.8% filtration efficiency. Available in 2 different levels of paint particle filtration.



* The final operational resistance of the filters should be checked in the technical documentation or consulted with the manufacturer of the equipment in use.

* All technical parameters provided in this specification are for informational purposes only. Actual values may differ by up to ±10% from the stated figures. The manufacturer assumes no responsibility for any consequences arising from the selection of filters in non-standard sizes based solely on the user's own calculations.

We reserve the right to make changes to the technical specifications at any time without prior notice, resulting from the continuous improvement of our products.

filters ecube



uCube500 Heavy

Retention capacity:	up to 40 kg
Filtration efficiency:	up to 99,45%
Recommended air speed:	0,8–2 m/s
Max. final pressure drop:	1000 Pa
Initial pressure drop:	from 35 Pa at speed 0,8 m/s up to 130 Pa at speed 2 m/s
Weight:	2247g

The uCube Heavy series is designed for heavy, sticky paints that dry slowly, such as primers, adhesives, dry enamels, epoxies, frits, etc.

Construction: The cube is based on the proven principle of „inertial separation.“

Internal filtration chambers create a Venturi effect and force the particle-laden air stream to change direction.

This ensures the most optimal airflow and the maximum possible filtration efficiency.

The polyester fleece, known as ZERO-GLASS, has a high weight of 200 g/m² and a progressive structure.

Technology:**1. Loader**

Initially, the loader will filter 74% of the paint.

2. Catcher

Then, the catcher will retain 24% of the extra paint thanks to its polyester filter.

3. Perfector

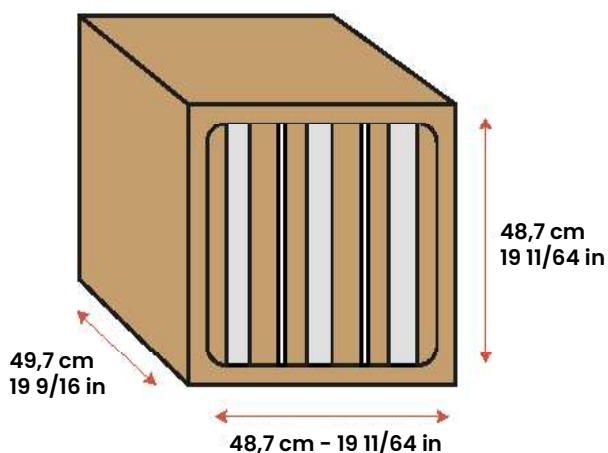
Finally, the Perfector will refine the last particles to produce air with 99.8% purity.

* The final operational resistance of the filters should be checked in the technical documentation or consulted with the manufacturer of the equipment in use.

* All technical parameters provided in this specification are for informational purposes only. Actual values may differ by up to ±10% from the stated figures. The manufacturer assumes no responsibility for any consequences arising from the selection of filters in non-standard sizes based solely on the user's own calculations.

1. High efficiency up to 99,45%
2. Long filter lifespan
3. Adapted to all types of paints
4. Quick and easy installation
5. Easy transport
6. Modular system

202



We reserve the right to make changes to the technical specifications at any time without prior notice, resulting from the continuous improvement of our products.

filters ecube

uCube500 Light



Retention capacity:	up to 30 kg
Filtration efficiency:	up to 99%
Recommended air speed:	0,3–1,5 m/s
Max. final pressure drop:	1000 Pa
Initial pressure drop:	from 12 Pa at speed 0,8 m/s up to 100 Pa at speed 2 m/s
Weight:	2247g

1. High efficiency up to 99%
2. Long filter lifespan
3. Adapted to all types of paints
4. Quick and easy installation
5. Easy transport
6. Low energy costs

The uCube Heavy series is designed for heavy, sticky paints that dry slowly, such as primers, adhesives, dry enamels, epoxies, frits, etc.

Construction: The cube is based on the proven principle of „inertial separation.“ Internal filtration chambers create a Venturi effect and force the particle-laden air stream to change direction. This ensures the most optimal airflow and the maximum possible filtration efficiency. The polyester fleece, known as ZERO-GLASS, has a high weight of 200 g/m² and a progressive structure.

Technology:

1. Loader

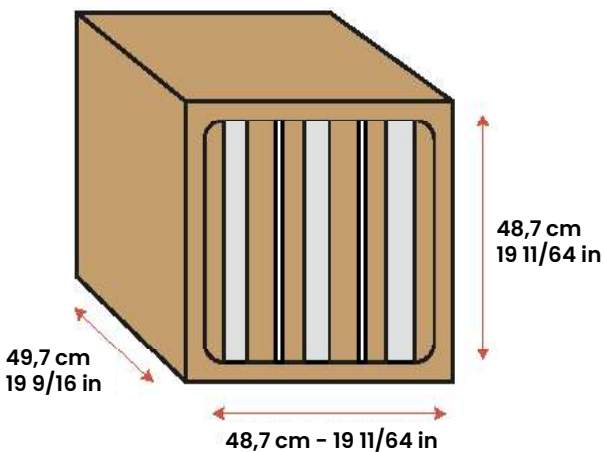
Initially, the loader will filter 74% of the paint.

2. Catcher

Then, the catcher will retain 24% of the extra paint thanks to its polyester filter.

3. Perfector

Finally, the Perfector will refine the last particles to produce air with 99.8% purity.



* The final operational resistance of the filters should be checked in the technical documentation or consulted with the manufacturer of the equipment in use.

* All technical parameters provided in this specification are for informational purposes only. Actual values may differ by up to ±10% from the stated figures. The manufacturer assumes no responsibility for any consequences arising from the selection of filters in non-standard sizes based solely on the user's own calculations.

We reserve the right to make changes to the technical specifications at any time without prior notice, resulting from the continuous improvement of our products.

15 **HU-**

MIDIFIERS AND DEHUMIDIFIERS

UltraHum	205
UltraSep	207

UltraHum



Filtration material: specially impregnated cellulose fibers allowing for easy moisture absorbency and release even at high air flow velocities. The unique inorganic composition of UltraHum blocks ensures fully hygienic usage and non-flammability.

Construction: manufactured in all sizes to fit various humidification systems.

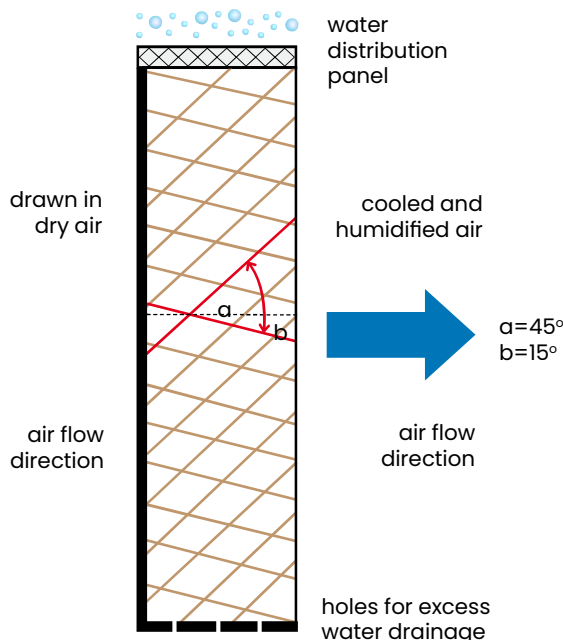
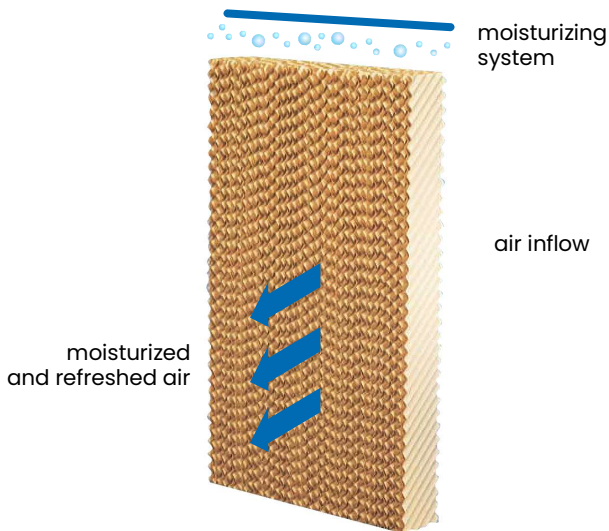
The most commonly used blocks are 200 mm deep, but 100 mm and 300 mm are also available.

Frames can be made of galvanized or stainless steel, perforated on the bottom to give off too much water.

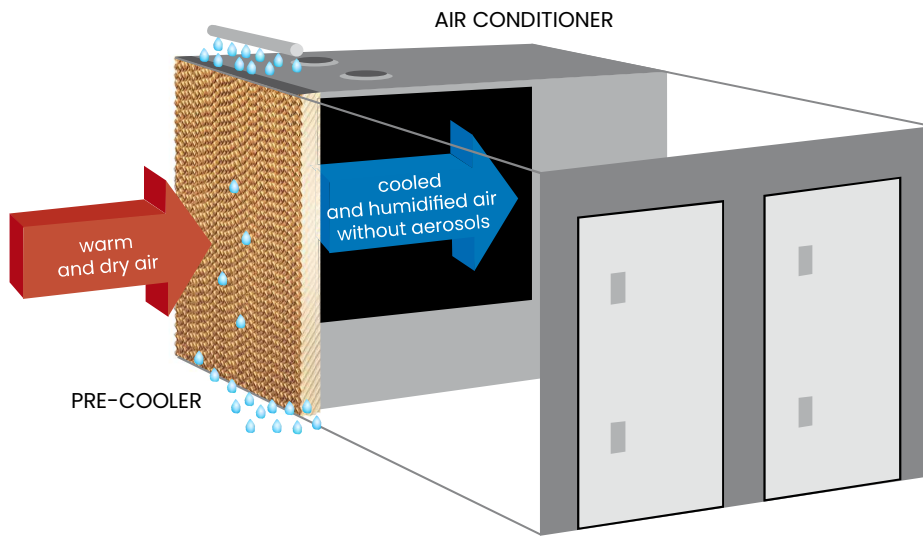
Optionally, a 30 mm deep panel can be applied on top for an even water distribution.

Application: UltraHum humidifying blocks are widely used wherever the air needs to be evenly and optimally humidified and cooled.

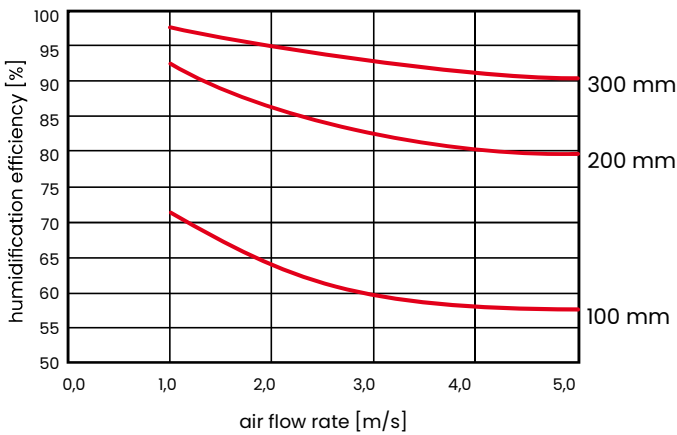
They are used in public utility facilities, poultry hatcheries, food production, and in pre-cooler devices at the air inlet of gas turbines, as well as oven and varnish systems.



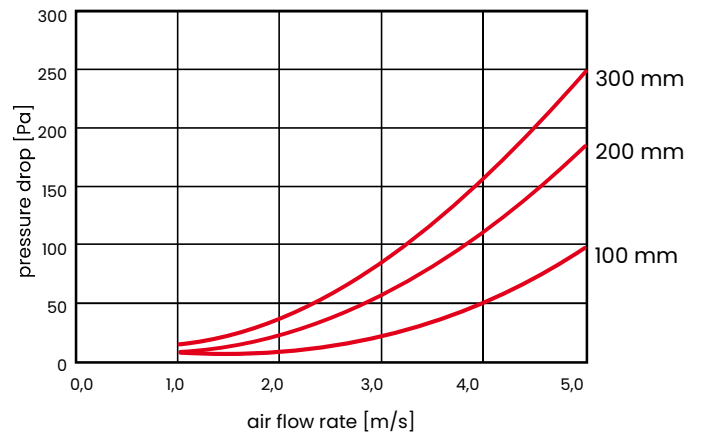
We reserve the right to make changes to the technical specifications at any time without prior notice, resulting from the continuous improvement of our products.



UltraHum 45/15 humidification efficiency



UltraHum 45/15 pressure drop



We reserve the right to make changes to the technical specifications at any time without prior notice, resulting from the continuous improvement of our products.

midifiersand dehumidifiers

UltraSep

Filtration material: UltraSep blocks which remove excess moisture from the air are specially impregnated cellulose fibers allowing for easy moisture absorbency and release even at high air flow velocities. The unique inorganic composition of UltraSep blocks ensures fully hygienic usage and non-flammability.

Construction: manufactured in all sizes to fit various humidification systems.

The most commonly used blocks are 60 mm deep.

Frames can be made of galvanized or stainless steel, perforated on the bottom to give off too much water.

Application: UltraSep blocks are very widely used in air conditioners, wherever there is a need to collect excess moisture from the filtered air.

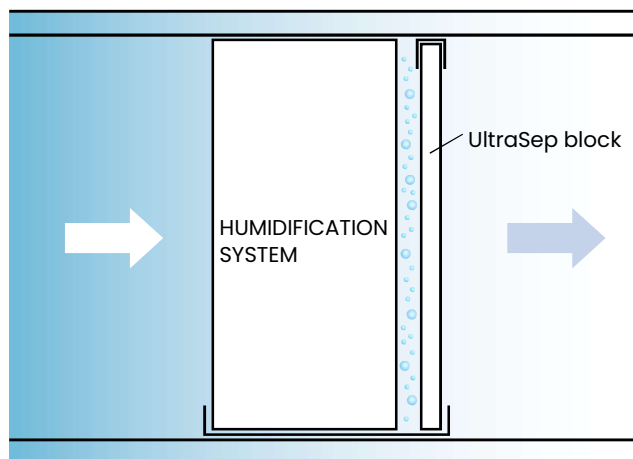

They are most often used as the last stage of air filtration in various types of humidifiers.

UltraSep blocks protect air conditioning systems from water accumulation in undesirable places.



1. Durable and rigid construction
2. High humidity absorbency
3. Low pressure drop
4. Long filter lifespan
5. Low energy costs
6. Flame retardant (F1 acc. DIN 53438)

perforated bottom



We reserve the right to make changes to the technical specifications at any time without prior notice, resulting from the continuous improvement of our products.

16

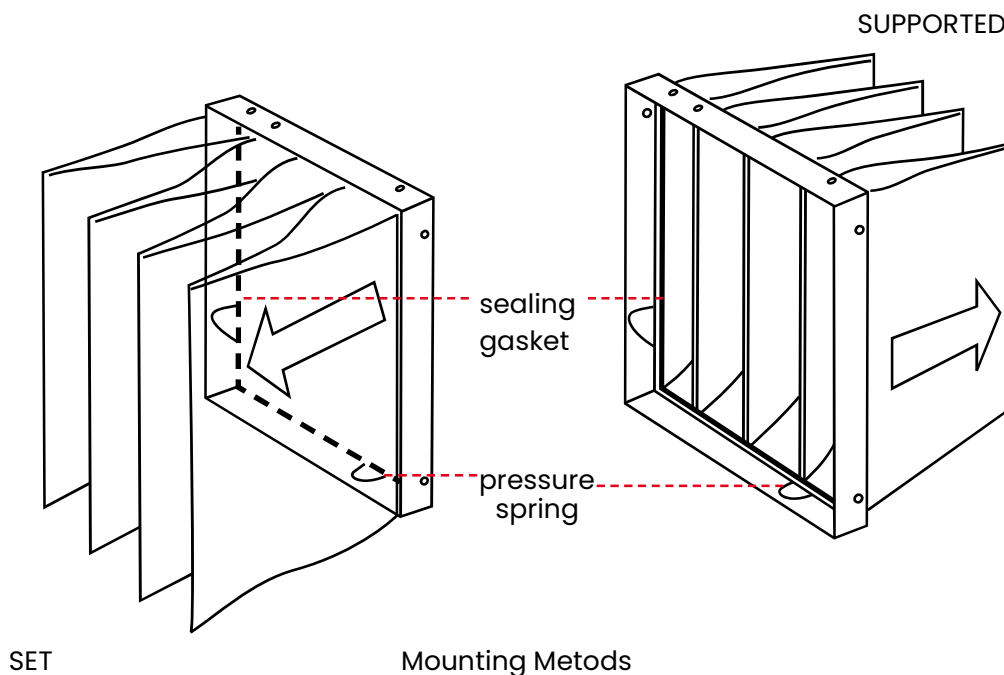

MOUNTING FRAMES

mounting frames

Mounting frames

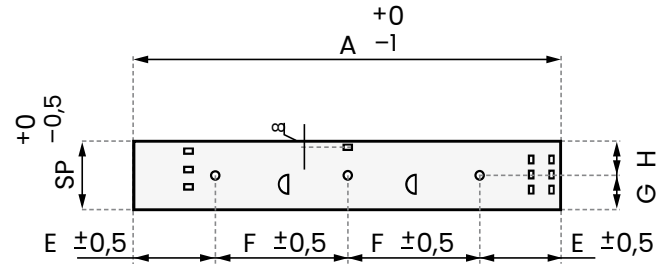
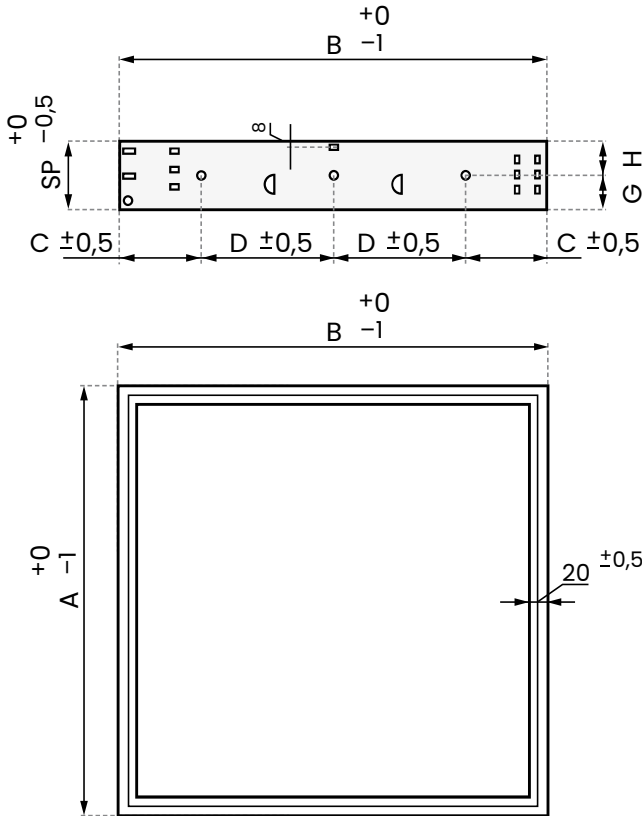


Description: mounting frames are intended for easy installation of pocket, compact and cassette filters in the ducts of ventilation and air conditioning systems. The frames can be made of steel, galvanized or stainless steel. The contact surface between the frame and the filter is sealed with a polypropylene sealing gasket. The filter is pressed against the mounting frame with four spring elements to ensure a perfect seal.



We reserve the right to make changes to the technical specifications at any time without prior notice, resulting from the continuous improvement of our products.

mounting frames



All openings 7x10 mm
 Height (A)
 Width (B)
 Depth (Sp)

210

Dimensioning table

Height [mm]	Width [mm]	Depth [mm]	C [mm]	D [mm]	E [mm]	F [mm]	G [mm]	H [mm]
610	305	75	115	190	152,5	-	37,5	37,5
610	508	75	115	190	115	139	37,5	37,5
610	610	75	115	190	115	190	37,5	37,5
610	305	100	115	190	152,5	-	50	48
610	508	100	115	190	115	139	50	48
610	610	100	115	190	115	190	50	48
610	305	140	115	190	152,5	-	50	90
610	508	140	115	190	115	139	50	90
610	610	140	115	190	115	190	50	90

Standard sizes chart

Mounting frame depth	To mount filters with a frame depth of [mm]
75 mm	23
	48
	98
100 mm	23
	48
	48+23
140 mm	23
	48
	98
	48+23

Height [mm]	Width [mm]	Depth in 3 sizes [mm]		
305	305	75	100	140
610	305	75	100	140
610	508	75	100	140
610	610	75	100	140

We reserve the right to make changes to the technical specifications at any time without prior notice, resulting from the continuous improvement of our products.

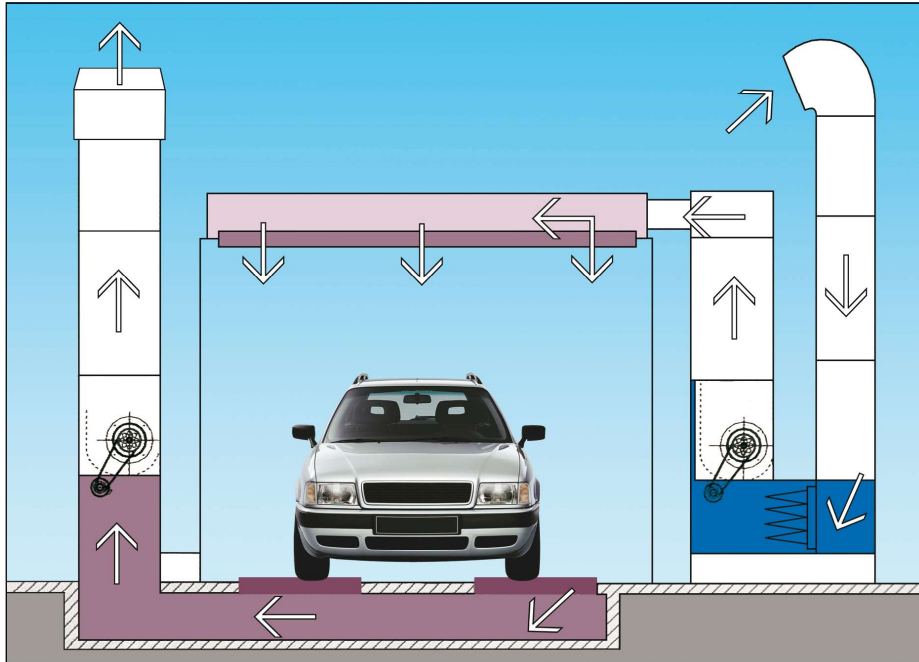
17

PAINT SHOP FILTERS

Air purification
in spray booths

212

Air purification in spray booths



212



Pre-filters, UltraCoil, UltraTec, UltraKas, UltraFat series

We offer a full range of pre-filters in the form of flat cartridges, cassette filters and pocket filters. The thermal bonding technology of resin-free pure polyester ensures high dust capacity and optimal filter efficiency. By filtering the air in two or three stages, collecting larger contaminants with pre-filters, we extend the life of the ceiling filter and achieve the best functional, safety and economic effect.




NF 500PS and NF 600PS series ceiling filters

Made of 100% thermally bonded polyester fiber with progressively increasing density. The filter is saturated with a special adhesive and additionally secured with a polyester mesh on the air outlet side. Such design results in even air flow, and trapped contaminants remain in the filter even during the shock of starting or shutting down the blower. NF 600PS filters have excellent filtration data confirmed by certifications issued in Europe (VTT in Finland) and in the USA (Air Filter Testing Laboratories, Inc.). Like most of our nonwovens, NF 600PS is classified as non-flammable class F1 according to DIN 53438 and CLASS 1 according to UL 900.

We reserve the right to make changes to the technical specifications at any time without prior notice, resulting from the continuous improvement of our products.

paint shop filters




Paint Stop 2" floor filter

The floor filter removes residual spray paint, protecting equipment and the environment from contamination. Elementary glass fibers with a progressively increasing density (65 mm) and a laminated air outlet side make the filter very capable of retaining paint particles with minimal air resistance.

Hydropaint Collector floor filter

Specially designed glass nonwoven for removing overspray from water-soluble paints. Elementary glass fibers with progressively increasing density (75 mm) and a laminated air outlet side, additionally coated with a viscous substance that increases the ability to hold and retain paint particles and water-soluble paints. The filter has a very high capacity to retain paint particles with minimal air resistance.



Activated carbon filters

We offer a full range of activated carbon filters to remove unpleasant odors generated during the painting process.


213

Andreae® filters

Andreae® ECO series cardboard slit filters are intended for shower cabins and walls.

Their special geometry provides high rigidity and allows installation without additional reinforcements.

The shape of the walls and symmetrically placed holes cause the air flowing through the filter together with contaminants to swirl (the so-called Venturi effect), which results in deposition of contaminants on the filter walls.



We reserve the right to make changes to the technical specifications at any time without prior notice, resulting from the continuous improvement of our products.

paint shop filters



Andreae® Filters®

Andreae® series cardboard-slit filters are designed for spray booths and walls.

Their special geometry provides high rigidity, allowing installation without additional reinforcements.

The shape of the walls and the symmetrically arranged openings create a swirling effect (the so-called Venturi effect) as the air flows through with contaminants, causing the particles to deposit on the filter walls.



uCube Filters

The cube is based on the proven principle of "inertial separation."

Internal filtration chambers create a Venturi effect and force the particle-laden air stream to change direction.

This ensures the most optimal airflow and the maximum possible filtration efficiency.

The polyester fleece, known as ZERO-GLASS, has a high weight of 200 g/m² and a progressive construction.