

## EPA/HEPA filters

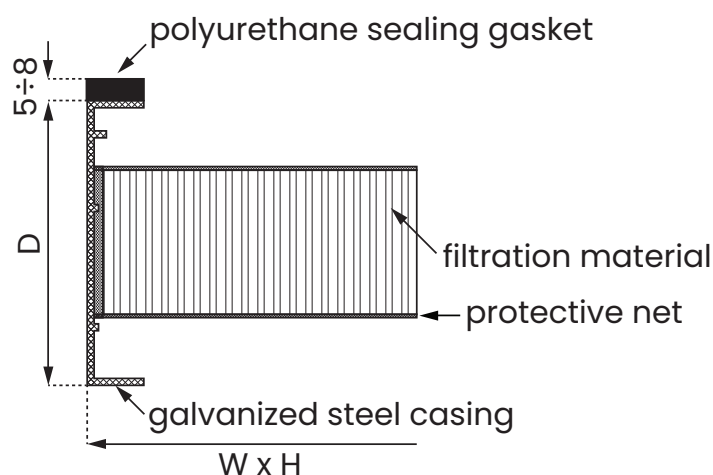
# UltraMet 150



PN-EN 1822:2009 Class:	E10, E11, H13, H14
Filtration material:	glass fiber (glass microfibers)
Separators:	hot melt
Casing:	galvanized steel, resistant to humidity
Bonding:	two-component, cold-mixed (polyurethane)
Sealing gasket:	on one side of the filter (continuous foam or flat)
Max. operating temperature:	80°C
Permissible relative humidity:	>90%
*Final pressure drop derived from the filter test standard:	500 Pa
Protective net:	optionally on one or both sides

1. Durable and rigid construction
2. High dust absorbency
3. Low pressure drop
4. Long filter lifespan
5. Low energy costs
6. Resistance to humidity
7. Flame retardant (F1 acc. DIN 53438)
8. Disposal without toxic compounds

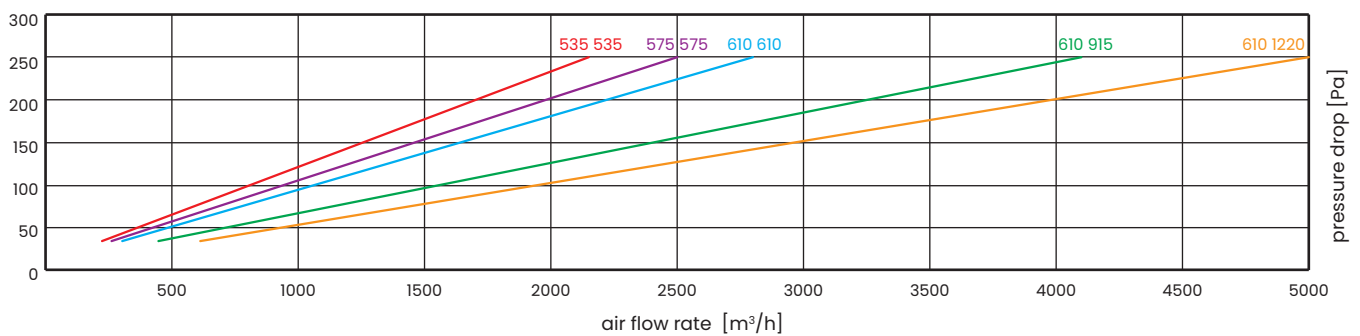
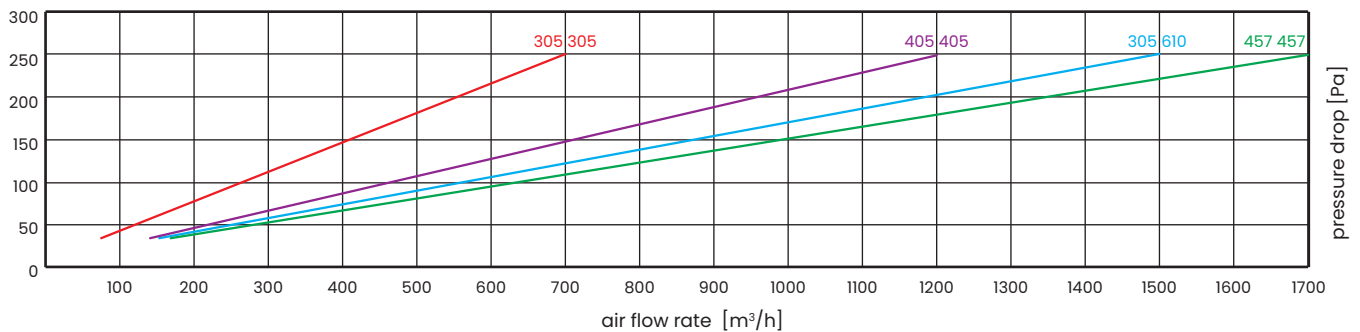
\* The final operating pressure drop of the filters should be checked in the technical documentation or consulted with the manufacturer of the equipment being operated.



We reserve the right to make changes to the technical specifications at any time without prior notice, resulting from the continuous improvement of our products. The values shown are approximate and may fluctuate within tolerances. HEPA filters (High Efficiency Particulate Air Filters) undergo complete quality control starting from checking the quality of components to a thorough inspection and control of the finished product.

Technical data for standard filters based on the results of laboratory tests carried out in accordance with EN 1822

Filtration Class	Product	Dimensions [mm]			Filtration Area [m <sup>2</sup> ]	Air Flow Rate [m <sup>3</sup> /h]	Initial Pressure Drop [Pa]
		W	H	D			
E10	UltraMet150	305	305	150	3,4	150	60
		405	405	150	6	250	60
		305	610	150	6,9	300	60
		457	457	150	7,6	350	60
		535	535	150	10,6	450	60
		575	575	150	12,3	530	60
		610	610	150	13,9	600	60
		610	915	150	20,8	1000	60
		610	1220	150	27,8	1200	60



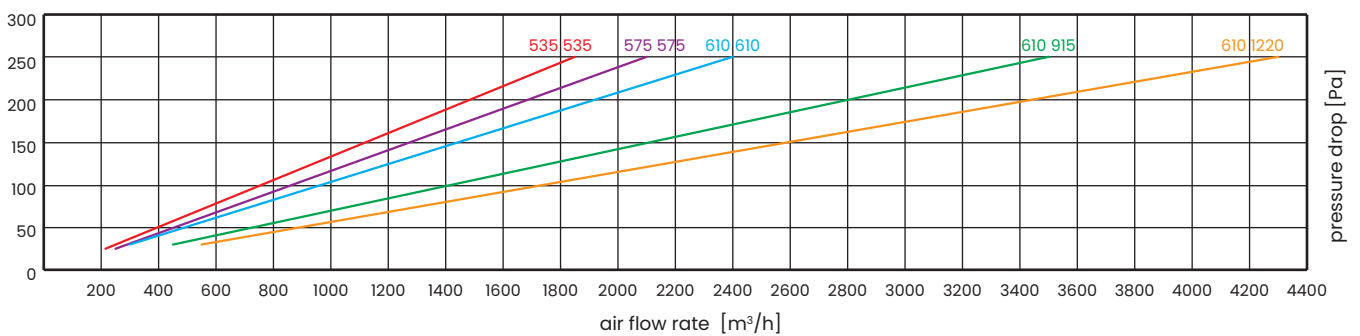
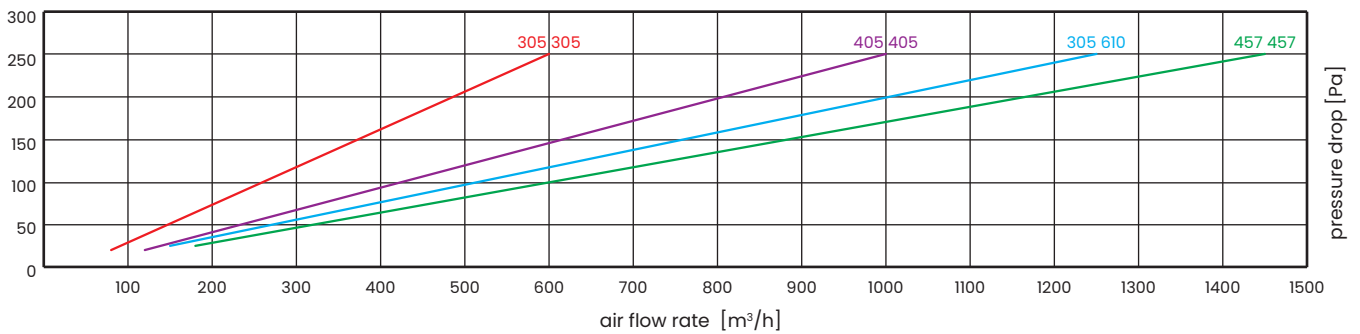
Filters in MDF casings are manufactured in all sizes, but we recommend that the front area of the filter does not exceed 0.6 m<sup>2</sup>.

We reserve the right to make changes to the technical specifications at any time without prior notice, resulting from the continuous improvement of our products. The values shown are approximate and may fluctuate within tolerances. HEPA filters (High Efficiency Particulate Air Filters) undergo complete quality control starting from checking the quality of components to a thorough inspection and control of the finished product.

Technical data for standard filters based on the results of laboratory tests carried out in accordance with EN 1822

Filtration Class	Product	Dimensions [mm]			Filtration Area [m <sup>2</sup> ]	Air Flow Rate [m <sup>3</sup> /h]	Initial Pressure Drop [Pa]
		W	H	D			
E11	UltraMet150	305	305	150	3,4	150	70
		405	405	150	6	250	70
		305	610	150	6,9	300	70
		457	457	150	7,6	350	70
		535	535	150	10,6	450	70
		575	575	150	12,3	530	70
		610	610	150	13,9	600	70
		610	915	150	20,8	1000	70
		610	1220	150	27,8	1200	70

178

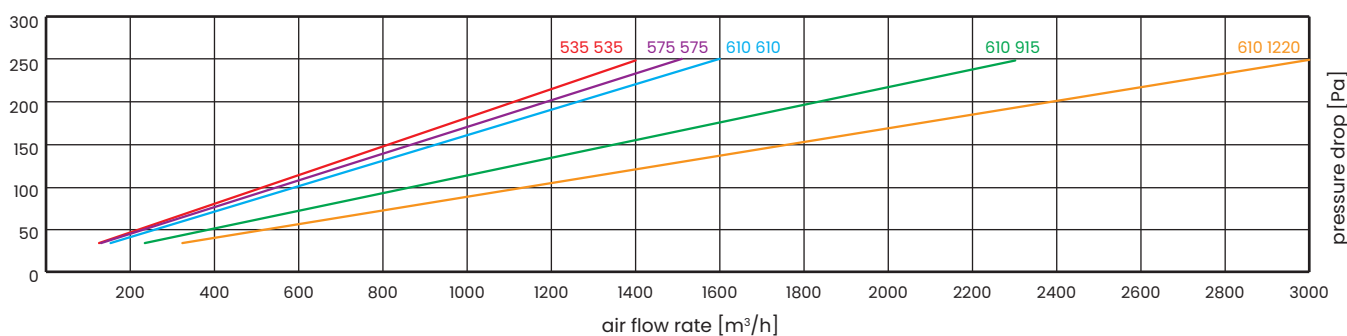
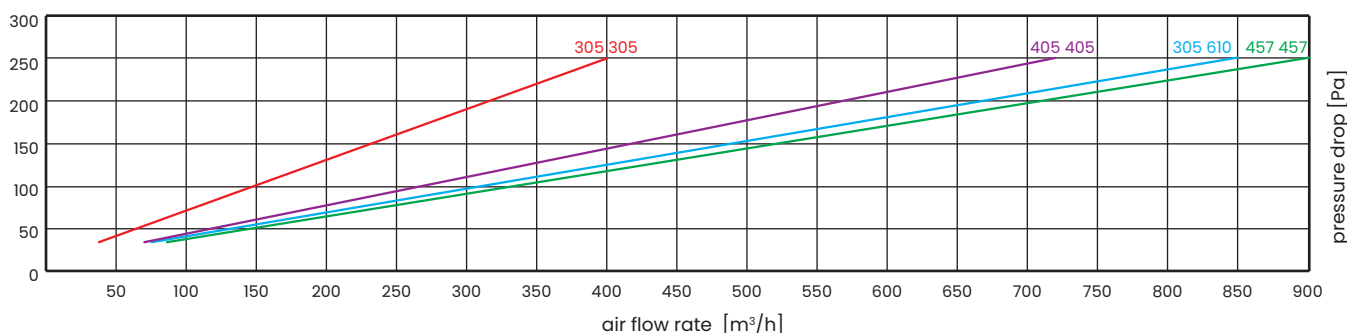


Filters in MDF casings are manufactured in all sizes, but we recommend that the front area of the filter does not exceed 0.6 m<sup>2</sup>.

We reserve the right to make changes to the technical specifications at any time without prior notice, resulting from the continuous improvement of our products. The values shown are approximate and may fluctuate within tolerances. HEPA filters (High Efficiency Particulate Air Filters) undergo complete quality control starting from checking the quality of components to a thorough inspection and control of the finished product.

Technical data for standard filters based on the results of laboratory tests carried out in accordance with EN 1822

Filtration Class	Product	Dimensions [mm]			Filtration Area [m <sup>2</sup> ]	Air Flow Rate [m <sup>3</sup> /h]	Initial Pressure Drop [Pa]
		W	H	D			
H13	UltraMet150	305	305	150	3,4	150	100
		405	405	150	6	250	100
		305	610	150	6,9	300	100
		457	457	150	7,6	350	100
		535	535	150	10,6	450	100
		575	575	150	12,3	530	100
		610	610	150	13,9	600	100
		610	915	150	20,8	1000	100
		610	1220	150	27,8	1200	100

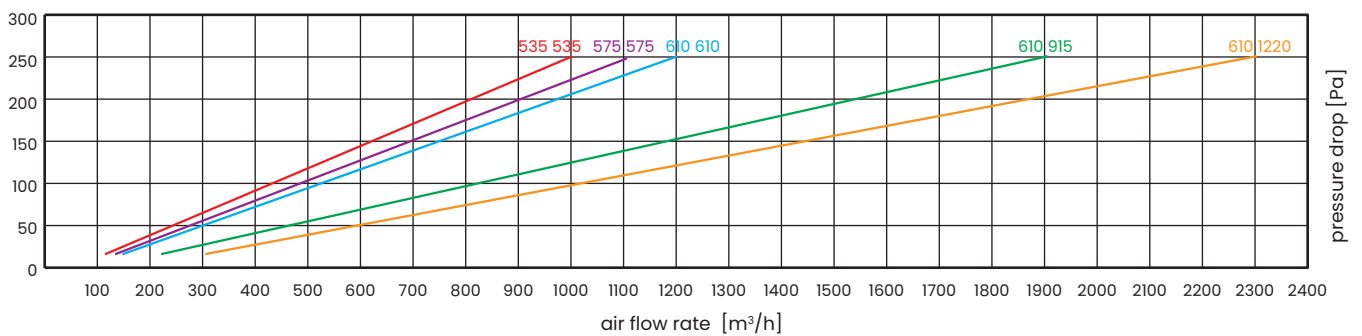
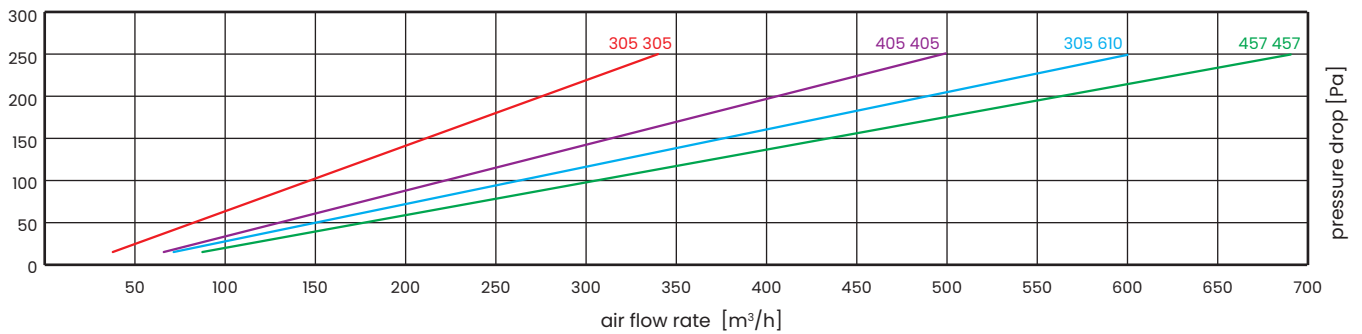


Filters in MDF casings are manufactured in all sizes, but we recommend that the front area of the filter does not exceed 0.6 m<sup>2</sup>.

We reserve the right to make changes to the technical specifications at any time without prior notice, resulting from the continuous improvement of our products. The values shown are approximate and may fluctuate within tolerances. HEPA filters (High Efficiency Particulate Air Filters) undergo complete quality control starting from checking the quality of components to a thorough inspection and control of the finished product.

Technical data for standard filters based on the results of laboratory tests carried out in accordance with EN 1822

Filtration Class	Product	Dimensions [mm]			Filtration Area [m <sup>2</sup> ]	Air Flow Rate [m <sup>3</sup> /h]	Initial Pressure Drop [Pa]
		W	H	D			
H14	UltraMet150	305	305	150	3,4	150	115
		405	405	150	6	250	115
		305	610	150	6,9	300	115
		457	457	150	7,6	350	115
		535	535	150	10,6	450	115
		575	575	150	12,3	530	115
		610	610	150	13,9	600	115
		610	915	150	20,8	1000	115
		610	1220	150	27,8	1200	115



Filters in MDF casings are manufactured in all sizes, but we recommend that the front area of the filter does not exceed 0.6 m<sup>2</sup>.

We reserve the right to make changes to the technical specifications at any time without prior notice, resulting from the continuous improvement of our products. The values shown are approximate and may fluctuate within tolerances. HEPA filters (High Efficiency Particulate Air Filters) undergo complete quality control starting from checking the quality of components to a thorough inspection and control of the finished product.