

*pure quality*

# ultra mare



## AIR FILTERS CATALOG



version 2021/22


**ultra▶mare**



# TABLE OF CONTENTS

	<b>intro</b>	4
01	<b>filtering nonwovens</b>	6
02	<b>ppi mats</b>	36
03	<b>fan coils</b>	41
04	<b>cassette filters</b>	43
05	<b>cardboard filters</b>	53
06	<b>pocket filters</b>	66
07	<b>compact filters</b>	109
08	<b>high-temperature HT filters</b>	113
09	<b>metal grease filters</b>	124
10	<b>carbon filters</b>	127
11	<b>roller filters</b>	137
12	<b>EPA/HEPA filters</b>	140
13	<b>Andreae® filters</b>	195
14	<b>humidifiers and dehumidifiers</b>	200
15	<b>mounting frames</b>	204
16	<b>paint shop filters</b>	207

*This catalog doesn't include all of our products,  
it's just an overview of those most often produced  
and distributed by us.*



**The air supplied by ventilation and air conditioning systems is as clean as the filters clean it, and therefore the quality of the filters, their reliability, and durability have an enormous impact on the assessment of the operation of the whole ventilation system.**

Ultramare firm was established in 1996 on the initiative of the Swedish company Ultramare AB, the oldest manufacturer of air filters in Scandinavia. Since 2003, we have been a separate organizational entity operating under the name of Ultramare Sp. z o. o., producing and distributing air filters in Poland and the European Union.



4

By choosing our filters, you will be sure to receive a product made in accordance with EU standards, meeting EUROVENT standards, and verified by our customers in many countries around the world. In recent years we have increased our sales and the number of personnel several times, becoming a leading filter producer on the Polish market. We have modern, automatic production lines producing thousands of almost ready-to-go products, as well as dedicated, professional staff producing non-standard filters.

We are proud of our long-standing cooperation not only with ventilation and service companies but also with pharmaceutical concerns, property managers, leading food manufacturers, health services, universities, and world leaders in the field of electronic equipment. From the very beginning, we have been equally committed to cooperation with small and medium enterprises as with large corporations, which has resulted in the unique competence of our personnel, the flexibility of production, and customized distribution.

*We are looking forward to collaborating with you.*



# 01

## **FILTERING NONWOVENS SYNTHETIC**

<b>T 150</b>	<b>7</b>
<b>T 209 SV/140</b>	<b>8</b>
<b>MSB 130</b>	<b>9</b>
<b>MSB 160</b>	<b>10</b>
<b>ECO BLUE</b>	<b>11</b>
<b>RBW 200</b>	<b>12</b>
<b>T 350</b>	<b>13</b>
<b>T 500</b>	<b>14</b>
<b>NGB</b>	<b>15</b>
<b>LF 40</b>	<b>16</b>
<b>NF 300</b>	<b>17</b>
<b>NF 400P</b>	<b>18</b>
<b>NF 500PS</b>	<b>19</b>
<b>NF 600PS</b>	<b>20</b>
<b>NF 660PS</b>	<b>21</b>
<b>ZKF</b>	<b>22</b>
<b>ZKG 200</b>	<b>23</b>
<b>ZKG 350</b>	<b>24</b>



## filtering nonwovens

# T 150



ISO 16890 Class:	ISO Coarse 35%
Final recommended pressure drop:	200 Pa
EN 779:2012 Class:	G2
Final recommended pressure drop:	250 Pa
Thickness:	10-12 mm
Nominal bandwidth:	5400 m <sup>3</sup> /h/m <sup>2</sup>
Flow velocity:	1,5 m/s
Initial filtration efficiency:	62,90%
Average filtration rate (A <sub>m</sub> ):	76,30%
Initial pressure drop:	21 Pa
Dust absorbency:	387,0 g/m <sup>2</sup>

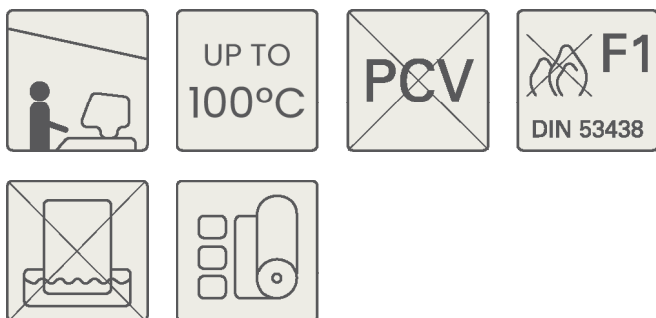
**Filtration material:** 100% polyester fibers, thermally bonded, efficient from the beginning to the end of the product usage. The high mechanical strength of the material ensures dimensional stability throughout the service life, even at high air flow rates. Provides resistance to chemical agents.

**Application:** for pre-filtration; in cassettes, filter forms, as sleeves or fan coils. It can be used independently in the form of filter mats. It is used in public utility buildings and all branches of industry.

7

1. Synthetic nonwovens  
- 100% polyester
2. High dust absorbency
3. Low pressure drop
4. Long filter lifespan
5. Low operating costs
6. Resistance to humidity
7. Flame retardant (F1 acc. DIN 53438)

The values shown may vary slightly within tolerances.  
Technical data based on Lab report No. 9401-550.



We reserve the right to make changes to the technical specifications at any time without prior notice, resulting from the continuous improvement of our products.

## filtering nonwovens



## T 209 SV/140

ISO 16890 Class:	ISO Coarse 50%
Final recommended pressure drop:	200 Pa
EN 779:2012 Class:	G3
Final recommended pressure drop:	250 Pa
Thickness:	14 mm
Nominal bandwidth:	5400 m <sup>3</sup> /h/m <sup>2</sup>
Flow velocity:	1,5 m/s
Initial filtration efficiency:	74,0%
Average filtration rate ( $A_m$ ):	87,50%
Initial pressure drop:	35 Pa
Dust absorbency:	400 g/m <sup>2</sup>


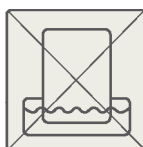
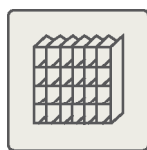
**Filtration material:** progressively built 100% polyester fibers, thermally bonded, dyed green on the air intake side, efficient from the beginning to the end of the product usage. The high mechanical strength of the material ensures dimensional stability throughout the service life, even at high air flow rates. Provides resistance to chemical agents.

**Application:** for pre-filtration; in cassettes, filter forms, as sleeves, fan coils and for the production of pocket filters. It can be used alone as a filter mat. It is used in public utility buildings and in all branches of industry.

The values shown may vary slightly within tolerances.  
Technical data based on Lab report No. 9401-550.

8

1. Synthetic nonwovens  
- 100% polyester
2. High dust absorbency
3. Low pressure drop
4. Long filter lifespan
5. Low operating costs
6. Resistance to humidity
7. Flame retardant (F1 acc. DIN 53438)



We reserve the right to make changes to the technical specifications at any time without prior notice, resulting from the continuous improvement of our products.

## filtering nonwovens

### MSB 130



ISO 16890 Class:	ISO Coarse 40%
Final recommended pressure drop:	200 Pa
EN 779:2012 Class:	G3
Final recommended pressure drop:	250 Pa
Thickness:	5 mm
Nominal bandwidth:	5400 m <sup>3</sup> /h/m <sup>2</sup>
Flow velocity:	1,5 m/s
Initial filtration efficiency:	77,90%
Average filtration rate (A <sub>m</sub> ):	82,10%
Initial pressure drop:	26 Pa
Dust absorbency:	237,42 g/m <sup>2</sup>

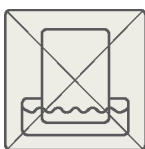
1. Synthetic nonwovens  
– 100% polyester
2. High dust absorbency
3. Low pressure drop
4. Long filter lifespan
5. Low operating costs
6. Resistance to humidity
7. Flame retardant (F1 acc. DIN 53438)

**Filtration material:** progressively built 100% polyester fibers, thermally and needle-bonded. Efficient from the beginning to the end of the product usage. The high mechanical strength and high rigidity of the material guarantee dimensional stability throughout the service life, even at high air flow rates. Provides resistance to chemical agents.

**Application:** for pre-filtration; in cassettes, filter forms, as sleeves or fan coils. It can be used independently in the form of filter mats.

It is used in public utility buildings and in all branches of industry.

The values shown may vary slightly within tolerances.  
Technical data based on Lab report No. 9401-550.



## filtering nonwovens



## MSB 160

ISO 16890 Class:	ISO Coarse 40%
Final recommended pressure drop:	200 Pa
EN 779:2012 Class:	G3
Final recommended pressure drop:	250 Pa
Thickness:	6 mm
Nominal bandwidth:	5400 m <sup>3</sup> /h/m <sup>2</sup>
Flow velocity:	1,5 m/s
Initial filtration efficiency:	81,30%
Average filtration rate ( $A_m$ ):	88,20%
Initial pressure drop:	30 Pa
Dust absorbency:	284,7 g/m <sup>2</sup>

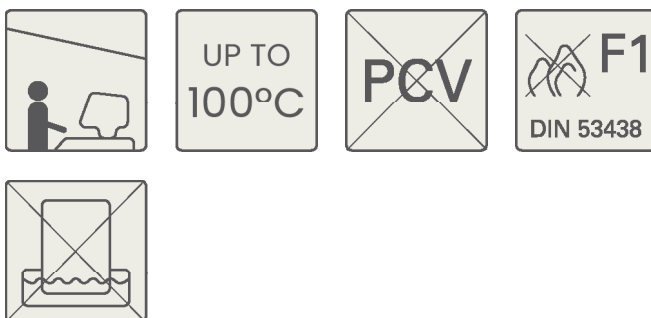
- 10
1. Synthetic nonwovens  
- 100% polyester
  2. High dust absorbency
  3. Low pressure drop
  4. Long filter lifespan
  5. Low operating costs
  6. Resistance to humidity
  7. Flame retardant (F1 acc. DIN 53438)

**Filtration material:** progressively built 100% polyester fibers, thermally and needle-bonded. Efficient from the beginning to the end of the product usage. The high mechanical strength and high rigidity of the material guarantee dimensional stability throughout the service life, even at high air flow rates. Provides resistance to chemical agents.

**Application:** for pre-filtration; in cassettes, filter forms, as sleeves or fan coils. It can be used independently in the form of filter mats.

It is used in public utility buildings and in all branches of industry.

The values shown may vary slightly within tolerances.  
Technical data based on Lab report No. 9401-550.




We reserve the right to make changes to the technical specifications at any time without prior notice, resulting from the continuous improvement of our products.



## filtering nonwovens

### ECO BLUE



ISO 16890 Class:	ISO Coarse 50%
Final recommended pressure drop:	200 Pa
EN 779:2012 Class:	G3
Final recommended pressure drop:	250 Pa
Thickness:	18 mm
Nominal bandwidth:	5400 m <sup>3</sup> /h/m <sup>2</sup>
Flow velocity:	1,5 m/s
Initial filtration efficiency:	79%
Average filtration rate (A <sub>m</sub> ):	88%
Initial pressure drop:	46 Pa
Dust absorbency:	331,0 g/m <sup>2</sup>

1. Synthetic nonwovens  
- 100% polyester
2. High dust absorbency
3. Low pressure drop
4. Long filter lifespan
5. Low operating costs
6. Resistance to humidity
7. Flame retardant (F1 acc. DIN 53438)


**Filtration material:** progressively built 100% polyester fibers, thermally bonded, dyed blue on the air intake side, efficient from the beginning to the end of the product usage. The high mechanical strength and high rigidity of the material guarantee dimensional stability throughout the service life, even at high air flow rates.

**Application:** for pre-filtration or self-filtration, in filter forms, as sleeves, pocket, cone or cassette filters. It can be used independently in the form of filter mats.

It is used in public utility buildings and in all branches of industry.


The values shown may vary slightly within tolerances.

Technical data based on SP Technical Research Institute of Sweden report PX17609H.



We reserve the right to make changes to the technical specifications at any time without prior notice, resulting from the continuous improvement of our products.

## filtering nonwovens



## RBW 200

ISO 16890 Class:	ISO Coarse 55%
Final recommended pressure drop:	200 Pa
EN 779:2012 Class:	G3/4
Final recommended pressure drop:	250 Pa
Thickness:	10 mm
Nominal bandwidth:	7200 m <sup>3</sup> /h/m <sup>2</sup>
Flow velocity:	2,0 m/s
Average filtration rate (A <sub>m</sub> ):	85,90%
Initial pressure drop:	54 Pa
Dust absorbency:	346,2 g/m <sup>2</sup>
Tear strength	lengthwise: 377 N/5 cm
	across: 370 N/5 cm
Tear elongation	lengthwise: 27%
	across: 31%

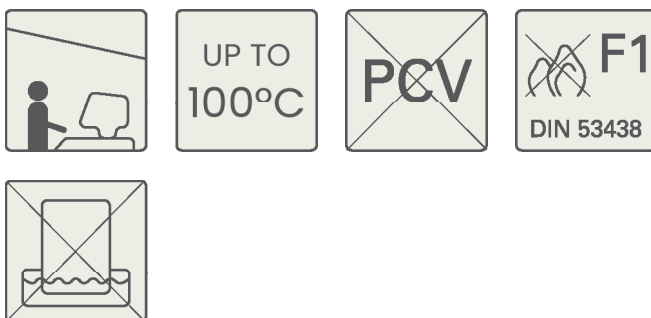
12

1. Synthetic nonwovens  
- 100% polyester
2. High dust absorbency
3. Low pressure drop
4. Long filter lifespan
5. Low operating costs
6. Resistance to humidity
7. Flame retardant (F1 acc. DIN 53438)

**Filtration material:** 100% polyester fibers, thermally bonded with reinforcing polyester mesh on the air outlet side. The material is efficient from the beginning to the end of the product usage. The high mechanical strength and high rigidity of the material guarantee dimensional stability throughout the service life, even at high air flow rates. Provides resistance to chemical agents.

**Application:** pre-filter mainly used for automatic scroll, roller and belt filters.

The values shown may vary slightly within tolerances.  
Technical data based on Lab report No. 9401-550.



We reserve the right to make changes to the technical specifications at any time without prior notice, resulting from the continuous improvement of our products.

## filtering nonwovens

# T 350



ISO 16890 Class:	ISO Coarse 55%
Final recommended pressure drop:	200 Pa
EN 779:2012 Class:	G3
Final recommended pressure drop:	250 Pa
Thickness:	20 mm
Nominal bandwidth:	5400 m <sup>3</sup> /h/m <sup>2</sup>
Flow velocity:	1,5 m/s
Initial filtration efficiency:	69,0%
Average filtration rate (A <sub>m</sub> ):	85,0%
Initial pressure drop:	31 Pa
Recommended end-resistance of filter to be replaced:	200 Pa
Dust absorbency:	697,0 g/m <sup>2</sup>

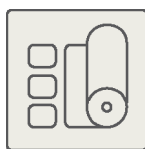
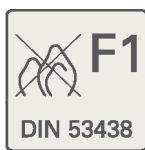
1. Synthetic nonwovens  
– 100% polyester
2. Extremely durable mechanically
3. Highest dust absorbency
4. Regeneration possibility
5. Low pressure drop
6. Long filter lifespan
7. Low operating costs
8. Flame retardant (F1 acc. DIN 53438)

**Filtration material:** progressively built-up 100% polyester fibers thermally bonded, efficient from the beginning to the end of the product usage. The very high mechanical strength and high rigidity of the material guarantee dimensional stability throughout the service life, even at high air flow rates. Provides resistance to chemical agents. It is suitable for regeneration.

**Application:** for pre-filtration, in cassette filters, filter forms, as sleeves or cones. It can be used independently in the form of filter mats.

It is used in public utility buildings and in all branches of industry.

13




The values shown may vary slightly within tolerances.

Technical data based on a report by SP Technical Research Institute of Sweden PX01616E.

We reserve the right to make changes to the technical specifications at any time without prior notice, resulting from the continuous improvement of our products.

## filtering nonwovens

**T 500**

ISO 16890 Class:	ISO Coarse 70%
Final recommended pressure drop:	200 Pa
EN 779:2012 Class:	G4
Final recommended pressure drop:	250 Pa
Thickness:	22 mm
Nominal bandwidth:	5400 m <sup>3</sup> /h/m <sup>2</sup>
Flow velocity:	1,5 m/s
Initial filtration efficiency:	87,0%
Average filtration rate ( $A_m$ ):	93,10%
Initial pressure drop:	46 Pa
Dust absorbency:	522,3 g/m <sup>2</sup>

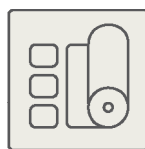
1. Synthetic nonwovens  
- 100% polyester
2. Extremely durable mechanically
3. High dust absorbency
4. Regeneration possibility
5. Low pressure drop
6. Long filter lifespan
7. Low operating costs
8. Flame retardant (F1 acc. DIN 53438)

**Filtration material:** progressively built-up 100% polyester fibers thermally bonded, efficient from the beginning to the end of the product usage. The very high mechanical strength and high rigidity of the material guarantee dimensional stability throughout the service life, even at high air flow rates. Provides resistance to chemical agents. It is suitable for regeneration.

**Application:** for pre-filtration, for filter forms, as sleeves or cones. It can be used independently in the form of filter mats.

It is used in public utility buildings and in all branches of industry.

The values shown may vary slightly within tolerances.  
Technical data based on Lab Report 94582




We reserve the right to make changes to the technical specifications at any time without prior notice, resulting from the continuous improvement of our products.



## filtering nonwovens

### NGB



1. Synthetic nonwovens  
– 100% polyester
2. High dust absorbency
3. Low pressure drop
4. Long filter lifespan
5. Low operating costs
6. Resistance to humidity
7. Flame retardant (F1 acc. DIN 53438)

ISO 16890 Class:	ISO Coarse 70%
Final recommended pressure drop:	200 Pa
EN 779:2012 Class:	G4
Final recommended pressure drop:	250 Pa
Thickness:	20–22 mm
Nominal bandwidth:	5400 m <sup>3</sup> /h/m <sup>2</sup>
Flow velocity:	1,5 m/s
Initial filtration efficiency:	81%
Average filtration rate ( $A_m$ ):	90%
Initial pressure drop:	47 Pa
Dust absorbency:	353 g/m <sup>2</sup>

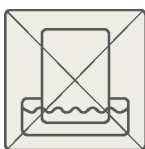
**Filtration material:** progressively built 100% polyester fibers, thermally bonded, dyed blue on the air intake side. The material is efficient from the beginning to the end of the product usage. The high mechanical strength and high rigidity of the material guarantee dimensional stability throughout the service life, even at high air flow rates.

**Application:** for pre-filtration and for the production of pocket, cassette and flat filters. It can be used independently in the form of filter mats.

It is used in public utility buildings and in all branches of industry.

The values shown may vary slightly within tolerances.  
Technical data based on Lab report 53-0233-7-89.

15



We reserve the right to make changes to the technical specifications at any time without prior notice, resulting from the continuous improvement of our products.

## filtering nonwovens

LF 40



ISO 16890 Class:	ISO Coarse 60%
Final recommended pressure drop:	200 Pa
EN 779:2012 Class:	G4
Final recommended pressure drop:	250 Pa
Thickness:	14 mm
Nominal bandwidth:	5400 m <sup>3</sup> /h/m <sup>2</sup>
Flow velocity:	1,5 m/s
Initial filtration efficiency (E <sub>m</sub> ):	83,7%
Average filtration rate (A <sub>m</sub> ):	90,89%
Initial pressure drop:	40 Pa
Dust absorbency:	452 g/m <sup>2</sup>


1. Synthetic nonwovens  
- 100% polyester
2. Extremely durable mechanically
3. High dust absorbency
4. Low pressure drop
5. Long filter lifespan
6. Low operating costs
7. Flame retardant (F1 acc. DIN 53438)

**Filtration material:** progressively built-up 100% polyester fibers thermally bonded, efficient from the beginning to the end of the product usage. The very high mechanical strength and high rigidity of the material guarantee dimensional stability throughout the service life, even at high air flow rates. Provides resistance to chemical agents.

**Application:** for pre-filtration and for the production of pocket, cassette and flat filters.

It is used in public utility buildings and in all branches of industry.


The values shown may vary slightly within tolerances.  
Technical data based on Lab report 795628.



We reserve the right to make changes to the technical specifications at any time without prior notice, resulting from the continuous improvement of our products.

## filtering nonwovens

### NF 300




ISO 16890 Class:	ISO Coarse 85%
Final recommended pressure drop:	200 Pa
EN 779:2012 Class:	M5
Final recommended pressure drop:	250 Pa
Thickness:	20-22 mm
Nominal bandwidth:	900 m <sup>3</sup> /h/m <sup>2</sup>
Flow velocity:	0,25 m/s
Average filtration efficiency (E <sub>m</sub> ):	45,60%
Initial filtration rate (A <sub>m</sub> ):	93,30%
Average filtration rate (A <sub>m</sub> ):	97,1%
Initial pressure drop:	27 Pa
Dust absorbency:	284,7 g/m <sup>2</sup>

1. Synthetic nonwovens  
- 100% polyester
2. Extremely durable mechanically
3. High dust absorbency
4. Low pressure drop
5. Long filter lifespan
6. Low operating costs
7. Flame retardant (F1 acc. DIN 53438)

**Filtration material:** progressively built 100% polyester fibers, thermally bonded, thickened on the air outlet side, efficient from the beginning to the end of the product usage. The very high mechanical strength and high rigidity of the material guarantee dimensional stability throughout the service life, even at high air flow rates. Provides resistance to chemical agents.

**Application:** as a fine filter for the production of various types of filters and as an overhead filter in paint shops other than car paint shops.

The values shown may vary slightly within tolerances.  
Technical data based on Lab Report 1194-585.



We reserve the right to make changes to the technical specifications at any time without prior notice, resulting from the continuous improvement of our products.

## filtering nonwovens

### NF 400P



ISO 16890 Class:	ISO Coarse 70%
Final recommended pressure drop:	200 Pa
EN 779:2012 Class:	G4
Final recommended pressure drop:	250 Pa
Thickness:	20 mm
Nominal bandwidth:	900 m <sup>3</sup> /h/m <sup>2</sup>
Flow velocity:	0,25 m/s
Initial filtration rate ( $A_m$ ):	91,30%
Average filtration rate ( $A_m$ ):	95,70%
Initial pressure drop:	20 Pa

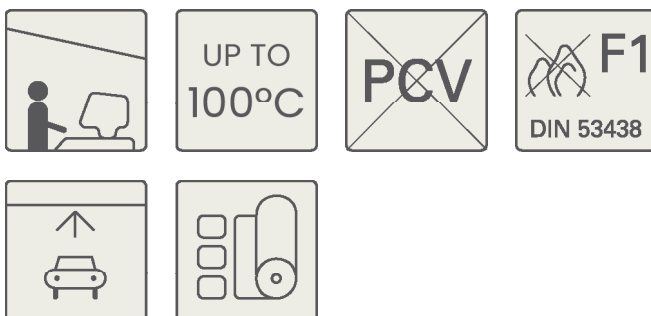
**Filtration material:** progressively built-up 100% polyester fibers, thermally bonded, additionally secured with a polyester mesh from the air outlet side. Unlike the NF 600PS nonwoven fabric, the NF 400P is not impregnated with a special adhesive agent, which significantly increases dust absorption. The material is efficient from the beginning to the end of the product usage. The mechanical strength of the material guarantees dimensional stability throughout the service life.

**Application:** ceiling filter for spray booths, filter to protect electronics in telecommunication cabinets.

The values shown may vary slightly within tolerances.  
Technical data based on Lab report.

18

1. Synthetic nonwovens  
- 100% polyester
2. Impregnated with activated carbon
3. High dust absorbency
4. Low pressure drop
5. Long filter lifespan
6. Low operating costs
7. Resistance to humidity
8. Flame retardant (F1 acc. DIN 53438)



We reserve the right to make changes to the technical specifications at any time without prior notice, resulting from the continuous improvement of our products.



## filtering nonwovens

### NF 500PS



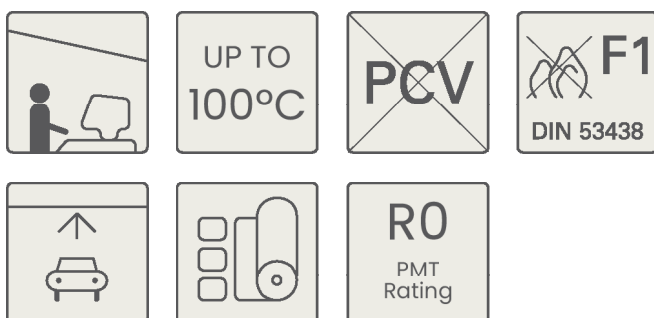
ISO 16890 Class:	ISO Coarse 90%
Final recommended pressure drop:	200 Pa
EN 779:2012 Class:	M5
Final recommended pressure drop:	250 Pa
Thickness:	22 mm
Nominal bandwidth:	900 m <sup>3</sup> /h/m <sup>2</sup>
Flow velocity:	0,25 m/s
Average filtration efficiency (E <sub>m</sub> ):	41%
Initial filtration rate (A <sub>m</sub> ):	89%
Average filtration rate (A <sub>m</sub> ):	95%
Initial pressure drop:	22 Pa
Permissible relative humidity:	100%
Dust absorbency:	380 g/m <sup>2</sup>

1. Synthetic nonwovens  
- 100% polyester
2. High dust absorbency
3. Low pressure drop
4. Long filter lifespan
5. Low operating costs
6. Resistance to humidity
7. Flame retardant (F1 acc. DIN 53438)

**Filtration material:** progressively built-up 100% polyester fibers thermally bonded, impregnated with a special adhesive, additionally protected with a polyester mesh on the air outlet side. This design results in even air flow, and the trapped contaminants remain in the filter even during a shock caused by the start-up or shut-down of the air handling unit. The material is efficient from the beginning to the end of the product usage. The high mechanical strength and high rigidity of the material guarantee dimensional stability throughout the service life, even at high air flow rates.

**Application:** ceiling filter for spray booths, filter to protect electronics in telecommunication cabinets.

The values shown may vary slightly within tolerances.  
Technical data based on Lab report 95-09602.



We reserve the right to make changes to the technical specifications at any time without prior notice, resulting from the continuous improvement of our products.

## filtering nonwovens

### NF 600PS



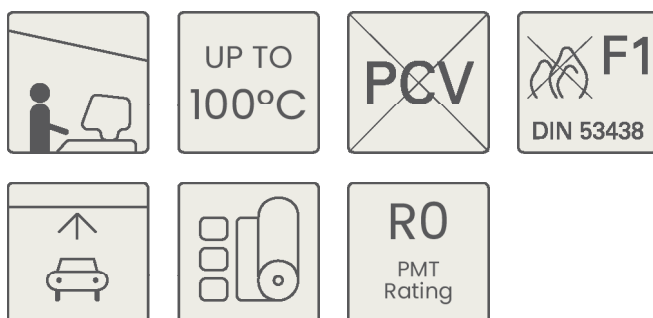
ISO 16890 Class:	ISO Coarse 95%
Final recommended pressure drop:	200 Pa
EN 779:2012 Class:	M5
Final recommended pressure drop:	250 Pa
Thickness:	22 mm
Nominal bandwidth:	900 m <sup>3</sup> /h/m <sup>2</sup>
Flow velocity:	0,25 m/s
Average filtration efficiency ( $E_m$ ):	46%
Initial filtration rate ( $A_m$ ):	90%
Average filtration rate ( $A_m$ ):	96%
Initial pressure drop:	25 Pa
Dust absorbency:	430 g/m <sup>2</sup>

- 20**
1. Synthetic nonwovens  
- 100% polyester
  2. High dust absorbency
  3. Low pressure drop
  4. Long filter lifespan
  5. Low operating costs
  6. Resistance to humidity
  7. Flame retardant (F1 acc. DIN 53438)

**Filtration material:** progressively built-up 100% polyester fibers thermally bonded, impregnated with a special adhesive, additionally protected with a polyester mesh on the air outlet side. This design results in even air flow, and the trapped contaminants remain in the filter even during a shock caused by the start-up or shut-down of the air handling unit. The material is efficient from the beginning to the end of the product usage. The high mechanical strength of the material guarantees dimensional stability throughout the service life. The NF 600PS nonwoven fabric has excellent filtration data confirmed by approvals issued in Europe (VTT in Finland) and in the USA (Air Filter Testing Laboratories, Inc.).

**Application:** ceiling filter for spray booths.

The values shown may vary slightly within tolerances.  
Technical data based on Lab report 95-09602.



We reserve the right to make changes to the technical specifications at any time without prior notice, resulting from the continuous improvement of our products.

## filtering nonwovens

### NF 660PS



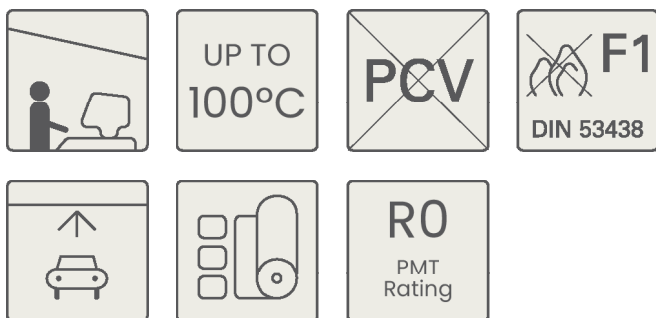
ISO 16890 Class:	ePM <sup>10</sup> 70%
Final recommended pressure drop:	200 Pa
EN 779:2012 Class:	M6
Final recommended pressure drop:	250 Pa
Thickness:	20 mm
Flow velocity:	0,25-0,5 m/s
Average filtration efficiency ( $E_m$ ):	70%
Initial filtration rate ( $A_m$ ):	91%
Average filtration rate ( $A_m$ ):	98%
Initial pressure drop:	55 Pa
Dust absorbency:	450 g/m <sup>2</sup>

1. Synthetic nonwovens  
- 100% polyester
2. High dust absorbency
3. Low pressure drop
4. Long filter lifespan
5. Low operating costs
6. Resistance to humidity
7. Flame retardant (F1 acc. DIN 53438)

**Filtration material:** progressively built-up 100% polyester fibers thermally bonded, impregnated with a special adhesive, additionally protected with a polyester mesh on the air outlet side. This design results in even air flow, and the trapped contaminants remain in the filter even during a shock caused by the start-up or shut-down of the air handling unit. The material is efficient from the beginning to the end of the product usage. The high mechanical strength of the material guarantees dimensional stability throughout the service life, even at high flow rates. The CC-600G nonwoven has excellent filtration data, confirmed by certificates.

**Application:** ceiling filter for spray booths.

The values shown may vary slightly within tolerances.



## filtering nonwovens

# ZKF



ISO 16890 Class:	ISO Coarse 65%
Final recommended pressure drop:	200 Pa
EN 779:2012 Class:	G4
Final recommended pressure drop:	250 Pa
Thickness:	6 mm
Nominal bandwidth:	5400 m <sup>3</sup> /h/m <sup>2</sup>
Flow velocity:	1,50 m/s
Average filtration rate (A <sub>m</sub> ):	91,70%
Initial pressure drop:	41 Pa
Dust absorbency:	233,90 g/m <sup>2</sup>

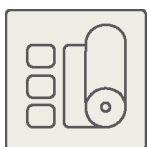
**Filtration material:** 100% polyester fibers, joined using the needle method. The nonwoven filter fabric impregnated with activated carbon. The material is efficient from the beginning to the end of the product usage. The high mechanical strength of the material guarantees dimensional stability throughout the service life.

**Application:** as a filter for kitchen cooker hoods, as an additional filtration with activated carbon in UltraCarb 10 filters.

The values shown may vary slightly within tolerances.  
Technical data based on Lab Report No. 1194-583.

22

1. Synthetic nonwovens  
- 100% polyester
2. Impregnated with activated carbon
3. Air deodorization
4. High dust absorbency
5. Low pressure drop
6. Long filter lifespan
7. Resistance to humidity
8. Flame retardant (F1 acc. DIN 53438)



We reserve the right to make changes to the technical specifications at any time without prior notice, resulting from the continuous improvement of our products.

## filtering nonwovens

### ZKG 200



ISO 16890 Class:	ISO Coarse 70%
Final recommended pressure drop:	200 Pa
EN 779:2012 Class:	G4
Final recommended pressure drop:	250 Pa
Thickness:	14 mm
Nominal bandwidth:	5400 m <sup>3</sup> /h/m <sup>2</sup>
Flow velocity:	1,5 m/s
Average filtration rate (A <sub>m</sub> ):	93,50%
Initial pressure drop:	44 Pa
Dust absorbency:	377,0 g/m <sup>2</sup>

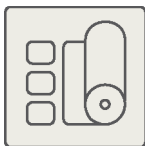
**Filtration material:** the nonwoven fabric ZKG 200 is made by thermal bonding of pure, homogeneous and durable synthetic fibers (100% polyester), progressively built-up, impregnated with activated carbon.

**Application:** it is used in ventilation and air conditioning systems; for deodorization of air in suction systems of gastronomical premises, hospitals, production plants, paint shops, garages, food and machine industries.

23

1. Synthetic nonwovens  
– 100% polyester
2. Impregnated with activated carbon
3. Air deodorization
4. High dust absorbency
5. Low pressure drop
6. Long filter lifespan
7. Low operating costs
8. Resistance to humidity
9. Flame retardant (F1 acc. DIN 53438)


The values shown may vary slightly within tolerances.  
Technical data based on Lab Report No. 1296-666.



We reserve the right to make changes to the technical specifications at any time without prior notice, resulting from the continuous improvement of our products.



## filtering nonwovens



## ZKG 350

ISO 16890 Class:	ISO Coarse 75%
Final recommended pressure drop:	200 Pa
EN 779:2012 Class:	G4
Final recommended pressure drop:	250 Pa
Thickness:	18 mm
Nominal bandwidth:	5400 m <sup>3</sup> /h/m <sup>2</sup>
Flow velocity:	1,5 m/s
Average filtration rate (A <sub>m</sub> ):	96,10%
Initial pressure drop:	49 Pa
Dust absorbency:	387,6 g/m <sup>2</sup>

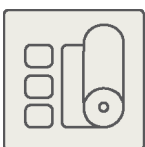

**Filtration material:** the nonwoven fabric ZKG 350 is made by thermal bonding of pure, homogeneous and durable synthetic fibers (100% polyester), progressively built-up, impregnated with activated carbon.

**Application:** it is used in ventilation and air conditioning systems; for deodorization of air in suction systems of gastronomical premises, hospitals, production plants, paint shops, garages, food and machine industries.

The values shown may vary slightly within tolerances.  
Technical data based on Lab Report No. 1296-666.

24

1. Synthetic nonwovens  
- 100% polyester
2. Impregnated with activated carbon
3. Air deodorization
4. High dust absorbency
5. Low pressure drop
6. Long filter lifespan
7. Low operating costs
8. Resistance to humidity
9. Flame retardant (F1 acc. DIN 53438)




We reserve the right to make changes to the technical specifications at any time without prior notice, resulting from the continuous improvement of our products.

# 01

## FILTERING NONWOVENS GLASS

DUST STOP 1"	26
DUST STOP 2"	27
DUST STOP 4"	28
PAINT STOP 2"	29
PAINT STOP 4"	30
DUST COLLECTOR 5" RED	31
HYDROPAINT	32
COLLECTOR 3"	32
MIST	33
COLLECTOR	33
MIST COLLECTOR	34
HT 300	35

## filtering nonwovens



## DUST STOP 1"

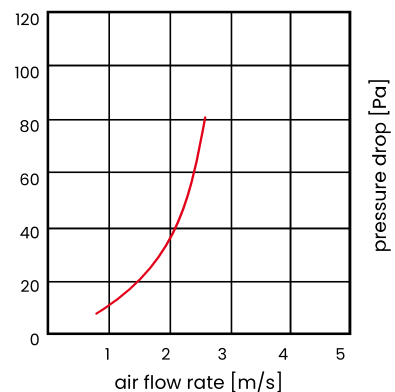
ISO 16890 Class:	ISO Coarse 35%
Final recommended pressure drop:	200 Pa
EN 779:2012 Class:	G2
Final recommended pressure drop:	250 Pa
Thickness:	30 mm
Average filtration efficiency( $A_m$ ):	80%
Air flow rate:	0,75-2 m/s
Initial pressure drop:	7-35 Pa

**Filtration material:** 100% elemental glass fibers with progressively increasing density and laminated air outlet side. The nonwoven fabric is impregnated with a special agent, which increases its ability to absorb dry dust and pollen particles. It has a very high capacity to trap and store air pollutants.

**Application:** widely used in ventilation and air conditioning systems as the first stage of air filtration.

1. 100% glass fibers
2. High absorption capacity for dry pollen and dust particles
3. High efficiency
4. Low pressure drop
5. Long filter lifespan
6. Low operating costs
7. Flame retardant (Warr. BS 476/4)

26




The values shown may vary slightly within tolerances.



We reserve the right to make changes to the technical specifications at any time without prior notice, resulting from the continuous improvement of our products.

## filtering nonwovens

### DUST STOP 2"

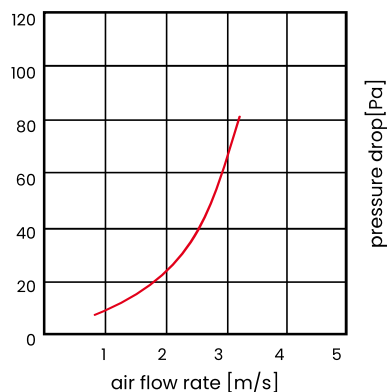


ISO 16890 Class:	ISO Coarse 40%
Final recommended pressure drop:	200 Pa
EN 779:2012 Class:	G3
Final recommended pressure drop:	250 Pa
Thickness:	60 mm
Average filtration efficiency( $A_m$ ):	86%
Air flow rate:	0,75-2,5 m/s
Initial pressure drop:	7-40 Pa

**Filtration material:** 100% elemental glass fibers with progressively increasing density and laminated air outlet side. The nonwoven fabric is impregnated with a special agent, which increases its ability to absorb dry dust and pollen particles. It has a very high capacity to trap and store air pollutants.

**Application:** widely used in ventilation and air conditioning systems as the first stage of air filtration.

1. 100% glass fibers
2. High absorption capacity for dry pollen and dust particles
3. High efficiency
4. Low pressure drop
5. Long filter lifespan
6. Low operating costs
7. Flame retardant (Warr. BS 476/4)




27



The values shown may vary slightly within tolerances.

We reserve the right to make changes to the technical specifications at any time without prior notice, resulting from the continuous improvement of our products.

## filtering nonwovens



## DUST STOP 4''

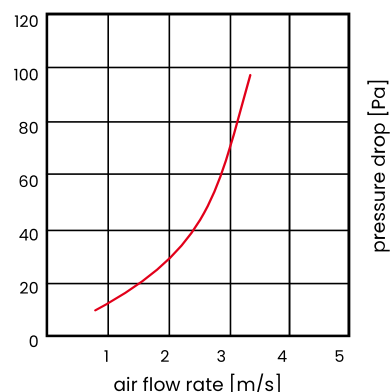
ISO 16890 Class:	ISO Coarse 60%
Final recommended pressure drop:	200 Pa
EN 779:2012 Class:	G4
Final recommended pressure drop:	250 Pa
Thickness:	110 mm
Average filtration efficiency( $A_m$ ):	91%
Air flow rate:	0,75-2,5 m/s
Initial pressure drop:	10-47 Pa

**Filtration material:** 100% elemental glass fibers with progressively increasing density and laminated air outlet side. The nonwoven fabric is impregnated with a special agent, which increases its ability to absorb dry dust and pollen particles. It has a very high capacity to trap and store air pollutants.

**Application:** widely used in ventilation and air conditioning systems as the first or second stage of air filtration.

1. 100% glass fibers
2. High absorption capacity for dry pollen and dust particles
3. High efficiency
4. Low pressure drop
5. Long filter lifespan
6. Low operating costs
7. Flame retardant (Warr. BS 476/4)

28



The values shown may vary slightly within tolerances.

UP TO  
120°C

PCV


F1  
DIN 53438

We reserve the right to make changes to the technical specifications at any time without prior notice, resulting from the continuous improvement of our products.



## filtering nonwovens

### PAINT STOP 2"

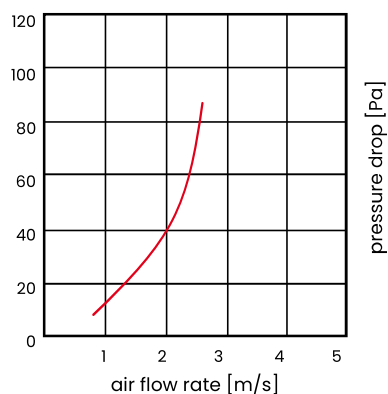


Thickness:	60 mm
Average filtration efficiency( $A_m$ ):	89%
Air flow rate:	0,75-2 m/s
Initial pressure drop:	7-40 Pa
Final recommended pressure drop:	250 Pa
Ability to absorb paints and lacquers:	3500-4700 g/m <sup>2</sup> (90-95%)

**Filtration material:** 100% elemental glass fibers with progressively increasing density and laminated air outlet side. The nonwoven fabric has a very high capacity to trap paint and lacquer particles with minimal air resistance.

**Application:** designed to remove mists coming from sprayed paints and lacquers; used in exhaust systems in paint shops and spray booths.

1. 100% glass fibers
2. High particle separation capacity for lacquers and paints
3. High efficiency
4. Low pressure drop
5. Long filter lifespan
6. Low operating costs
7. Flame retardant (Warr. BS 476/4)



The values shown may vary slightly within tolerances.


UP TO  
120°C

PCV

F1  
DIN 53438



## filtering nonwovens



## PAINT STOP 4''

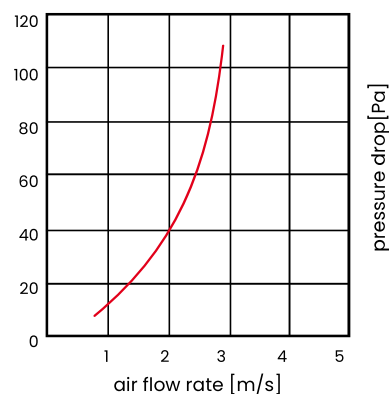
Thickness:	110 mm
Average filtration efficiency( $A_m$ ):	91%
Air flow rate:	0,75-2 m/s
Initial pressure drop:	7-40 Pa
Final recommended pressure drop:	250 Pa
Ability to absorb paints and lacquers:	3500-5900 g/m <sup>2</sup> (95-98%)

**Filtration material:** 100% elemental glass fibers with progressively increasing density and laminated air outlet side. The nonwoven fabric has a very high capacity to trap paint and lacquer particles with minimal air resistance.

**Application:** designed to remove mists coming from sprayed paints and lacquers; used in exhaust systems in paint shops and spray booths.

1. 100% glass fibers
2. High particle separation capacity for lacquers and paints
3. High efficiency
4. Low pressure drop
5. Long filter lifespan
6. Low operating costs
7. Flame retardant (Warr. BS 476/4)

30



The values shown may vary slightly within tolerances.


UP TO  
120°C

PCV

F1  
DIN 53438

We reserve the right to make changes to the technical specifications at any time without prior notice, resulting from the continuous improvement of our products.

## filtering nonwovens



## DUST COLLECTOR 5" RED

1. 100% glass fibers
2. High absorption capacity for dry pollen and dust particles
3. High efficiency
4. Low pressure drop
5. Long filter lifespan
6. Low operating costs
7. Flame retardant (Warr. BS 476/4)

ISO 16890 Class:	ISO Coarse 70%
Final recommended pressure drop:	200 Pa
EN 779:2012 Class:	G4
Final recommended pressure drop:	250 Pa
Thickness:	125 mm
Average filtration efficiency( $A_m$ ):	91%
Air flow rate:	2,5 m/s
Initial pressure drop:	105 Pa
Dust absorbency:	5320 g/m <sup>2</sup>

**Filtration material:** 100% elemental glass fibers with progressively increasing density and laminated air outlet side. The nonwoven fabric is impregnated with a special agent, which increases its ability to absorb dry dust and pollen particles. It has a very high capacity for retaining and storing air pollutants and has coalesthetic properties.

**Application:** widely used in ventilation and air conditioning systems as the initial, and most often the final stage of air filtration. Due to the coalesthetic properties, the filter is recommended for moisture protection of ventilation and air conditioning systems on land and at sea, as well as various types of air intake and air supply systems.

31


UP TO  
120°C

PCV

F1  
DIN 53438

The values shown may vary slightly within tolerances.

We reserve the right to make changes to the technical specifications at any time without prior notice, resulting from the continuous improvement of our products.



## HYDROPAINT COLLECTOR 3"

Thickness:	75 mm
Grammage:	300 g/m <sup>2</sup>
Particles separation efficiency (16~18 µm):	~98,5%
Absorbency (for particles 16~18 µm):	8~10 kg
Air flow rate:	0,75 m/s
Initial pressure drop:	5 Pa
Final recommended pressure drop:	250 Pa
Max. operating temperature:	120°C
Permissible relative humidity:	100%

1. 100% glass fibers
2. High particle separation capacity for water-based lacquers and paints
3. High efficiency
4. Low pressure drop
5. Long filter lifespan
6. Low operating costs
7. Flame retardant (Warr. BS 476/4)

**Filtration material:** technology based on thermal bonding of pure, homogeneous and durable glass fibers progressively built-up, coated with a sticky substance that increases the ability to retain and store particles of water-based paints and lacquers contained in the air. Very long service life and efficiency of retaining and storing all particles of sprayed paints and lacquers while maintaining very low flow resistance makes this filter an extremely economical solution (low operating costs, long intervals between nonwoven replacement).

**Application:** in exhaust systems in paint shops and spray booths where water-based paints are used.

The values shown may vary slightly within tolerances.


UP TO  
120°C

PCV

F1  
DIN 53438

We reserve the right to make changes to the technical specifications at any time without prior notice, resulting from the continuous improvement of our products.

## filtering nonwovens



## MIST COLLECTOR

1. 100% glass fibers
2. High humidity absorbency capacity
3. Low pressure drop
4. Long filter lifespan
5. Low operating costs
6. Flame retardant (Warr. BS 476/4)

ISO 16890 Class:	ISO Coarse 50%
Final recommended pressure drop:	200 Pa
EN 779:2012 Class:	G3
Final recommended pressure drop:	250 Pa
Thickness:	75 mm
Average effectiveness based on tests with water droplets (3–4 µm):	99,8%
Air flow rate:	2,5 m/s
Initial pressure drop:	47 Pa
Max. operating temperature:	up to 120°C

**Filtration material:** coalescing nonwoven fabric, 100% elemental glass fibers with progressively increasing density and laminated air outlet side. Impregnated with a special agent, which significantly increases its ability to absorb moisture from the flowing air. It has a very high ability to retain moisture with minimal air resistance.

**Application:** very high capacity to stop water droplets makes the nonwoven fabric widely used for protection against moisture of ventilation and air conditioning systems on land and at sea, as well as in various types of air intakes and intake systems, e.g. for gas turbines.

33

The values shown may vary slightly within tolerances.

UP TO  
120°C

PCV

F1  
DIN 53438

We reserve the right to make changes to the technical specifications at any time without prior notice, resulting from the continuous improvement of our products.

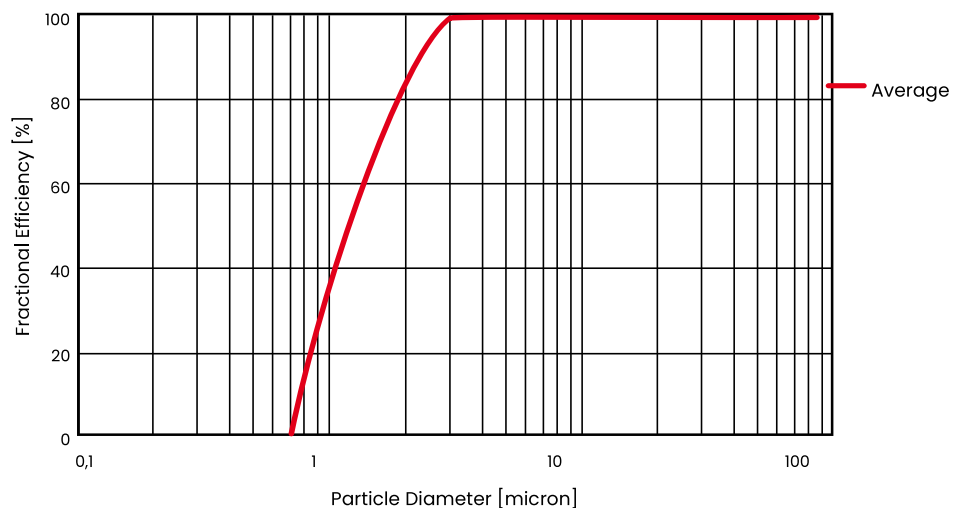
Time Elapsed (min.)	1 min.	2 min.	3 min.	4 min.	5 min.	6 min.	7 min.	8 min.	9 min.	10 min.	Average
Size Range (µm)	Fractional Efficiency (%)										
0,2-0,3	Water Break-Up Region - no Filtration										0,0
0,3-0,4											0,0
0,4-0,6											0,0
0,6-0,8											0,0
0,8-1,0	30,8	26,9	23,1	23,0	22,4	22,2	21,8	21,3			23,9
1,0-1,5	52,8	53,6	54,6	55,1	55,3	56,0	55,8	55,5			54,8
1,5-2,0	72,5	76,2	76,4	76,8	76,6	76,0	74,8	77,0			75,8
2,0-2,5	87,2	88,8	90,1	89,5	88,9	89,1	88,9	89,1			89,0
2,5-3,0	98,3	98,6	98,7	98,6	96,9	98,1	97,8	98,3			98,2
3-4	99,6	100,0	99,9	99,9	100,0	99,7	99,8	99,9			99,8
4-5	99,9	99,8	100,0	99,9	100,0	99,9	99,9	100,0			99,9
5-6	100,0	99,8	99,7	99,9	100,0	100,0	100,0	100,0			99,9
6-8	100,0	99,8	100,0	99,9	100,0	99,9	100,0	99,9			99,9
8-10	100% Filtration Region										100,0
10-12											100,0
12-15											100,0
15-20											100,0
20-30											100,0
30-40											100,0
40-50											100,0
50-70											100,0
70-100											100,0

34

$$F_{\text{eff}} = \frac{C_{\text{up}} - C_{\text{down}}}{C_{\text{up}}} \times 100\%$$

$F_{\text{eff}}$  Fractional Efficiency of Water Mist Collection  
 $C_{\text{up}}$  Water Particle Concentration Upstream of Filter  
 $C_{\text{down}}$  Water Particle Concentration Downstream of Filter

Fractional Efficiency versus Particle Diameter



We reserve the right to make changes to the technical specifications at any time without prior notice, resulting from the continuous improvement of our products.



## filtering nonwovens



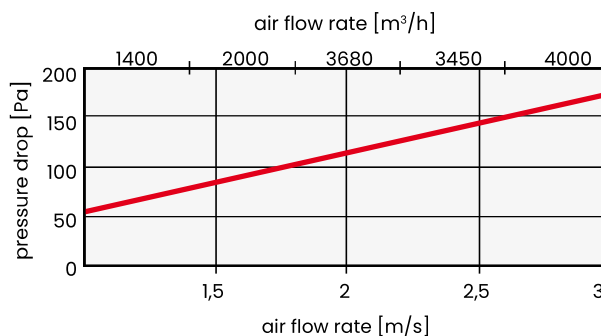
# HT 300

ISO 16890 Class:	ISO Coarse 60%
Final recommended pressure drop:	200 Pa
EN 779:2012 Class	G4
Final recommended pressure drop:	250 Pa
Thickness:	50 mm
Average filtration efficiency ( $A_m$ ):	95%
Air flow rate:	1 m/s
Initial filtration efficiency:	58 Pa

**Filtration material:** 100% elemental glass fibers with progressively increasing density. Glass fibers are very thin and interconnected in a unique way to ensure efficient air filtration even in continuous operation at 300°C.

**Application:** used for hot air filtration, most often in varnishing chambers or when the filter, for construction reasons, is located in the direct vicinity of heaters.

1. 100% glass fibers
2. High temperature up to 300°C
3. High efficiency
4. Low pressure drop
5. Long filter lifespan
6. Low operating costs
7. Flame retardant (F1 acc. DIN 53438)



35

The values shown may vary slightly within tolerances.

UP TO  
300°C

PCV

F1  
DIN 53438

We reserve the right to make changes to the technical specifications at any time without prior notice, resulting from the continuous improvement of our products.



# 02

## PPI MATS

PPI 10	37
PPI 20	38
PPI 30	39
PPI 45	40

## ppi mats

## PPI 10



1. Filter foam - 100% polyurethane
2. High resistance to humidity
3. High resistance to heat
4. Long foam lifespan
5. Low operating costs

Type:	PU polyurethane foam
Thickness range:	4-500 mm
Density: 25 kg/m <sup>3</sup>	PN-EN-ISO 845
Tensile strength:	
min. 60 kPa	PN-EN-ISO 1798
Elongation at break:	
min. 60%	PN-EN-ISO 1798
Air flow rate:	very high
Thermal Resistance:	-40/+140°C
Colour:	blue
Sheets available:	1000x2000 mm or cut to size


**Filtration material:** it is produced with a pore volume of 10-45 PPI. It has 97% open pores.

It features high resistance to humidity and extremely high fluid collection capacity.

Washable.

**Application:** filter foam used in air filtration, aquariums, swimming pools.

**Storage:** the products should be stored in dry rooms (humidity up to 70%) at temperatures from +5°C to +30°C.



## PPI 20

Type:	PU polyurethane foam
Thickness range:	4-500 mm
Density: 25 kg/m <sup>3</sup>	PN-EN-ISO 845
Tensile strength:	
min. 100 kPa	PN-EN-ISO 1798
Elongation at break: 80%	PN-EN-ISO 1798
Air flow rate:	very high
Thermal Resistance:	-40/+140°C
Colour:	black
Sheets available:	1250x2000 mm or cut to size

1. Filter foam – 100% polyurethane
2. High resistance to humidity
3. High resistance to heat
4. Long foam lifespan
5. Low operating costs

**Filtration material:** it is produced with a pore volume of 10-45 PPI.

It has 97% open pores.

It features high resistance to humidity and extremely high fluid collection capacity.

Washable.

**Application:** filter foam used in air filtration, aquariums, swimming pools.

**Storage:** the products should be stored in dry rooms (humidity up to 70%) at temperatures from +5°C to +30°C.



## PPI 30

Type:	PU polyurethane foam
Thickness range:	4-500 mm
Density: 25 kg/m <sup>3</sup>	PN-EN-ISO 845
Tensile strength:	
min. 110 kPa	PN-EN-ISO 1798
Elongation at break: 90%	PN-EN-ISO 1798
Air flow rate:	very high
Thermal Resistance:	-40/+140°C
Colour:	blue
Sheets available:	1250x2000 mm or cut to size

1. Filter foam - 100% polyurethane
2. High resistance to humidity
3. High resistance to heat
4. Long foam lifespan
5. Low operating costs

**Filtration material:** it is produced with a pore volume of 10-45 PPI.

It has 97% open pores.

It features high resistance to humidity and extremely high fluid collection capacity.

Washable.

**Application:** filter foam used in air filtration, aquariums, swimming pools.

**Storage:** the products should be stored in dry rooms (humidity up to 70%) at temperatures from +5°C to +30°C.



## PPI 45

Type:	PU polyurethane foam
Thickness range:	4-500 mm
Density: 25 kg/m <sup>3</sup>	PN-EN-ISO 845
Tensile strength:	
min. 120 kPa	PN-EN-ISO 1798
Elongation at break: 100%	PN-EN-ISO 1798
Air flow rate:	very high
Thermal Resistance:	-40/+140°C
Colour:	black
Sheets available:	1250x2000 mm or cut to size

**Filtration material:** it is produced with a pore volume of 10-45 PPI.

It has 97% open pores.

It features high resistance to humidity and extremely high fluid collection capacity.

Washable.

**Application:** filter foam used in air filtration, aquariums, swimming pools.

**Storage:** the products should be stored in dry rooms (humidity up to 70%) at temperatures from +5°C to +30°C.

40

1. Filter foam – 100% polyurethane
2. High resistance to humidity
3. High resistance to heat
4. Long foam lifespan
5. Low operating costs

We reserve the right to make changes to the technical specifications at any time without prior notice, resulting from the continuous improvement of our products.

# 03

## FAN COILS



## fan coils

## UltraCoil



**Dimensions:** filters are manufactured in all sizes to fit various types of equipment.

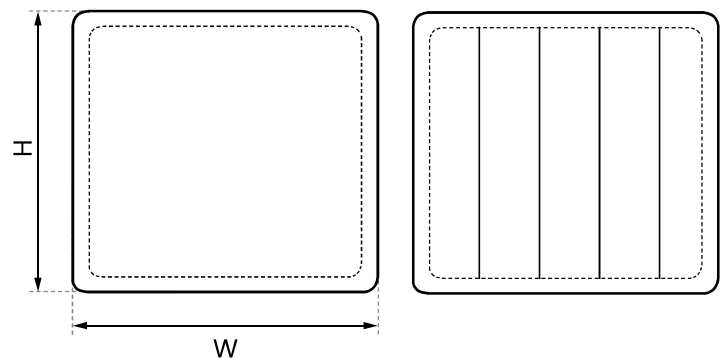
**Construction:** filter nonwovens trimmed on galvanized steel wire. Optionally, the filter can be placed on a stainless steel wire; be fitted with an outer frame; or be curved to fit a specific casing.

It is also possible to order a frame and an interchangeable sleeve.


**Application:** UltraCoil filters are used for preliminary air filtration and as the only filtration stage, e.g. in fan coil units.

Filtration class, resistance and bandwidth depend on the filter material used.

42



interchangeable sleeves



frame

We reserve the right to make changes to the technical specifications at any time without prior notice, resulting from the continuous improvement of our products.

# 04

## CASSETTE FILTERS

UltraMas	44
UltraPac	45
UltraKas SP	48
UltraKas FL	49
UltraKas	50
UltraKas Plus	51
UltraFlo	52

## cassette filters

## UltraMas



44

1. Durable and rigid construction
2. Protective nets for filter cartridges
3. High dust absorbency
4. Low pressure drop
5. Long filter lifespan
6. Low energy costs
7. Resistance to humidity
8. Flame retardant (F1 acc. DIN 53438)
9. Disposal without toxic compounds

ISO 16890 Class:	ePM10 65%, ePM1 65%
EN 779:2012 Class:	M6, F8
Final recommended pressure drop:	450 Pa

**3 variants:**

UltraMas 1H – flange on one side

UltraMas 2H – flanges on both sides

UltraMas – plain box

Additionally, the filters can be equipped with protective nets on both sides.

**Filtration material:** Water repellent glass tissue (glass microfibers).

**Separators:** aluminum.

**Casing:** galvanized steel.

**Application:** the series of UltraMas filters was created to filter the air in harsh conditions, where there is concern about shocks, pulsations, rapid changes in air flow.

The filters are often used in industrial equipment where systems are frequently turned on and off.

## Technical data

Product	Dimensions [mm]			Filtration Area [m²]	Air Flow Rate [m³/h]	Initial pressure drop [Pa]	
	W	H	D			M6/ePM10 65%	F8/ePM1 70%
UltraMas	592	287	292	7	1700	130	160
	592	592	292	14	3400	130	160
	610	305	292	8	1950	130	160
	610	610	292	16	3400	130	160

Product	Dimensions [mm]			Filtration Area [m²]	Air Flow Rate [m³/h]	Initial pressure drop [Pa]	
	W	H	D			M6/ePM10 65%	F8/ePM1 70%
UltraMas HT	287	592	292	4,5	1700	130	150
	492	592	292	7,5	2500	130	150
	592	592	292	9	3400	130	150
	287	592	292	6	1700	140	160
	492	592	292	9	2500	140	160
	592	592	292	12	3400	140	160
	305	610	292	6	2125	130	160
	490	610	292	9	3400	130	160
	610	610	292	12	3400	110	140
	305	610	292	7	2125	130	160
	490	610	292	11	3400	130	160
	610	610	292	14	3400	110	140

\*Increased filtration area

We reserve the right to make changes to the technical specifications at any time without prior notice, resulting from the continuous improvement of our products.

## cassette filters

## UltraPac



ISO 16890 Class: ePM10 55%, ePM10 65%,  
ePM1 60%, ePM1 70%, ePM1 80%

Final recommended pressure drop: 300 Pa

EN 779:2012 Class: M5, M6, F7, F8, F9

Final recommended pressure drop: 450 Pa

Depth [D]: 25, 48, 96, 130 mm

Temperature resistance: <80°C

**Filtration material:** insert made of glass or synthetic nonwoven (100% polypropylene), formed into filter packs in minipleat technology with hot melt separators.

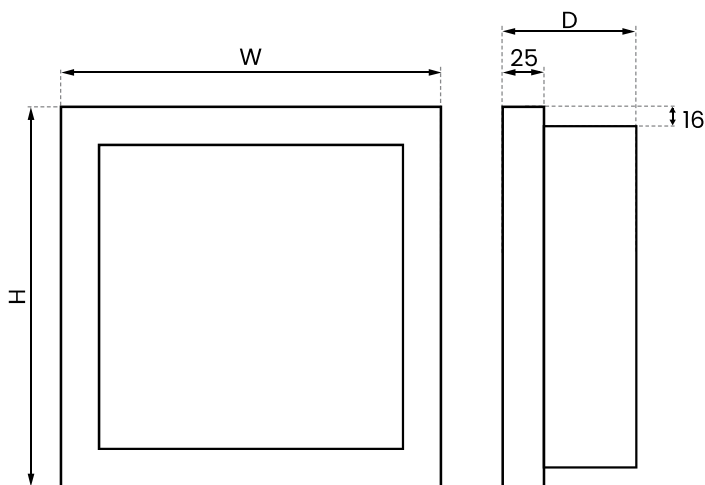
**Casing:** galvanized steel, stainless steel, plastic or foil-coated cardboard.

**Optional:**

- in steel frame filters protective nets on both sides,
- flange (width 25 mm, height 16 mm),
- sealing gasket

45

1. High efficiency
2. Long filter lifespan
3. Glass or synthetic nonwoven insert
4. Low operating costs
5. Resistant to high temperatures

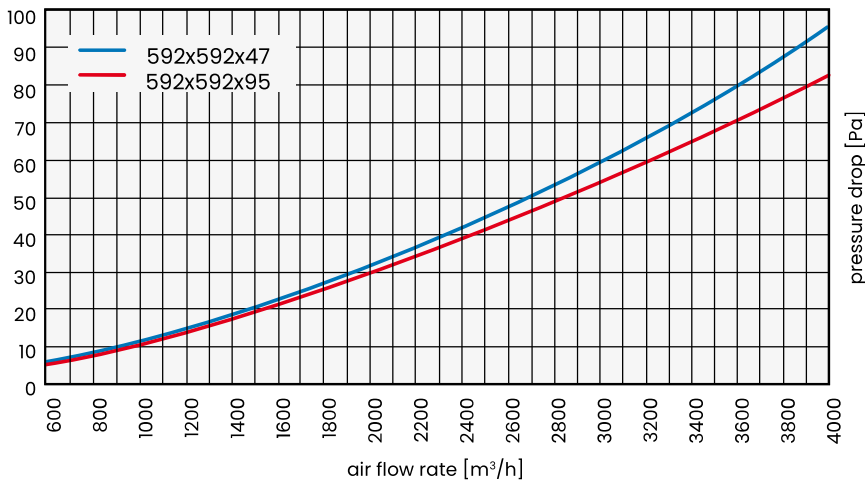


We reserve the right to make changes to the technical specifications at any time without prior notice, resulting from the continuous improvement of our products.

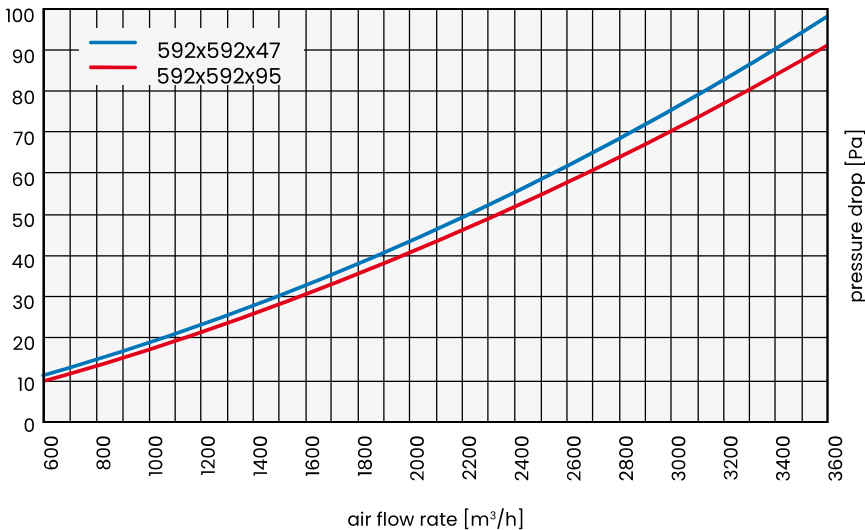
Technical data

Product	Dimensions [mm]			Filtration Area[m²]	Air Flow Rate [m³/h]	Initial pressure drop [Pa]				
	W	H	D			M5/ePM10 55%	M6/ePM10 65%	F7/ePM1 60%	F8/ePM1 70%	F9/ePM1 80%
UltraPac	296	296	47	1,5	560	38	48	69	90	120
	296	296	95	3	850	65	84	105	139	190
	592	592	47	5,8	2250	38	48	69	90	120
	592	592	95	12,2	3400	65	84	105	139	190

Pressure loss as a function of flow rate for UltraPac 5 filters

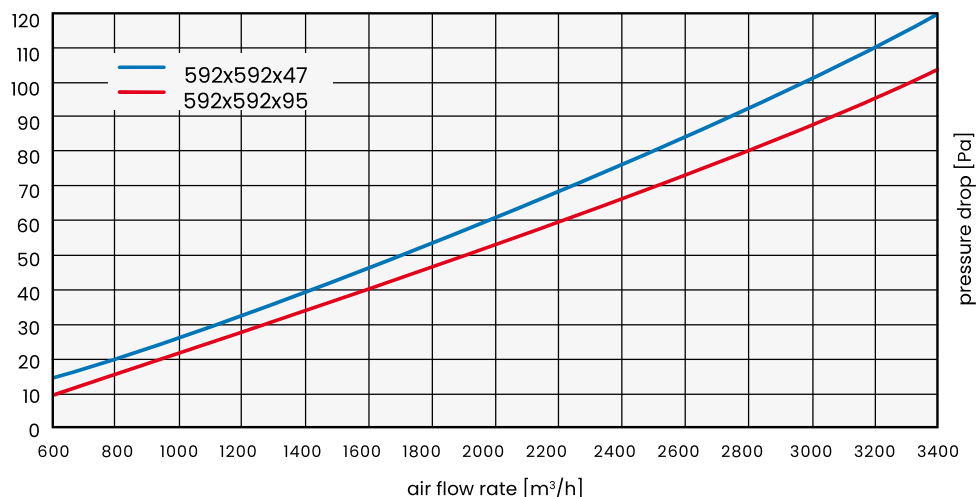


Pressure loss as a function of flow rate for UltraPac 6 filters

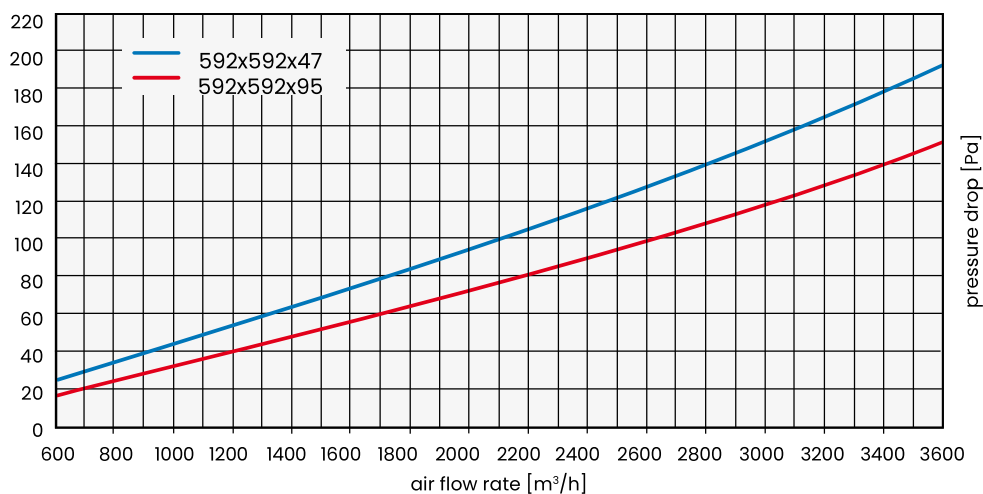


We reserve the right to make changes to the technical specifications at any time without prior notice, resulting from the continuous improvement of our products.

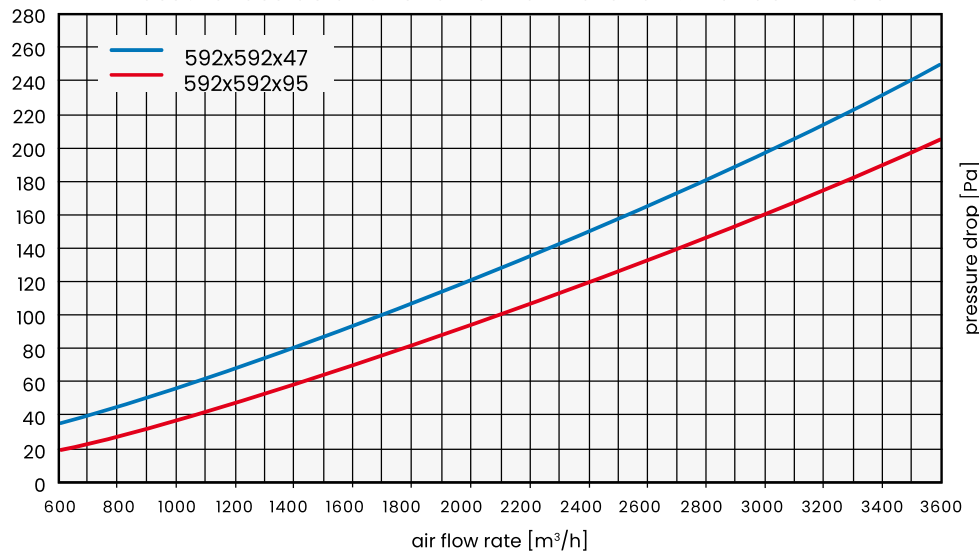
Pressure loss as a function of flow rate for UltraPac 7 filters



Pressure loss as a function of flow rate for UltraPac 8 filters



Pressure loss as a function of flow rate for UltraPac 9 filters



We reserve the right to make changes to the technical specifications at any time without prior notice, resulting from the continuous improvement of our products.



## cassette filters

# UltraKas SP

**Filtration Material:** very fine plastic mesh framed in metal nets and enclosed in a galvanized steel frame.

**Casing:** galvanized steel.


**Application:** UltraKas SP filters are used for preliminary air filtration and as the only filtration stage, e.g. in fan coil units.

The filters are manufactured in all sizes.



## casette filters

## UltraKas FL



ISO 16890 Class:	ISO Coarse 50%, ISO Coarse 80%, ePM10 50%
Final recommended pressure drop:	200 Pa
EN 779:2012 Class:	G3, G4, M5
Final recommended pressure drop:	250 Pa
Max. operating temperature:	80°C
Permissible humidity:	<100%

**Filtration material:** synthetic material with low initial pressure drop.

**Construction:** synthetic nonwoven in galvanized steel or stainless steel casing, protected on the clean side of the filter by a protective mesh which ensures that the insert remains in the frame even at very high air flow.

**Application:** pre-filtration air filters for air conditioning, ventilation and heating systems.

1. Synthetic nonwovens  
- 100% polyester
2. Low pressure drop
3. Long filter lifespan
4. Resistance to humidity
5. Flame retardant (F1 acc. DIN 53438)
6. Standard & special dimensions

We reserve the right to make changes to the technical specifications at any time without prior notice, resulting from the continuous improvement of our products.

## cassette filters

## UltraKas



50

1. Synthetic nonwovens  
- 100% polyester
2. Low pressure drop
3. Long filter lifespan
4. Resistance to humidity
5. Flame retardant (F1 acc. DIN 53438)
6. Standard & special dimensions

ISO 16890 Class:	ISO Coarse 50%, ISO Coarse 80%, ePM10 50%
Final recommended pressure drop:	200 Pa
EN 779:2012 Class:	G3, G4, M5
Final recommended pressure drop:	250 Pa
Average filtration rate [ $A_m$ ]:	>90%
Efficiency:	>25%<35%
Max. operating temperature:	80°C
Permissible humidity:	<100%

**Filtration material:** innovative pleated synthetic material. UltraKas filters have a low initial drop, and because of the stiffened material, they can be used without the reinforcing nets. The bonding between the filter medium and the casing ensures stabilization of the nonwoven fabric and 100% tightness.

**Construction:** UltraKas filter technology is designed to increase the filtration area and dust absorption, which translates to longer filter service life. The pleated synthetic nonwoven is glued into a galvanized steel or stainless steel frame. Thanks to the use of high-quality glue, we can be sure that the insert is safely kept in the frame even at a very high air flow. Standard-depth filters can be made in a plastic frame.


**Application:** pre-filtration air filters for air conditioning, ventilation and heating systems. Due to high dust absorption at low pressure drops, the filters can be used in public buildings as well as in food, pharmaceutical and machine industries.

## Technical data

Product	Dimensions [mm]			Filtration Area [m <sup>2</sup> ]	Air Flow Rate [m <sup>3</sup> /h]	Initial pressure drop [Pa]		
	W	H	D			G3/ISO Coarse 50%	G4/ISO Coarse 80%	M5/ePM10 50%
UltraKas	287	287	48	0,2	850	40	65	90
	287	287	96	0,3	1000	50	75	95
	287	592	48	0,42	1700	40	65	90
	287	592	96	0,61	2100	50	75	95
	490	592	48	0,73	2800	40	65	90
	490	592	96	1,04	3400	50	75	95
	592	592	48	0,88	3400	40	65	90
	592	592	96	1,26	3400	40	60	80

We reserve the right to make changes to the technical specifications at any time without prior notice, resulting from the continuous improvement of our products.

# UltraKas Plus



1. Synthetic nonwovens  
- 100% polyester
2. High dust absorbency
3. Low pressure drop
4. Long filter lifespan
5. Resistance to humidity
6. Flame retardant (F1 acc. DIN 53438)
7. Standard & special dimensions

ISO 16890 Class:	ISO Coarse 50%, ISO Coarse 80%, ePM10 50%
Final recommended pressure drop:	200 Pa
EN 779:2012 Class:	G3, G4, M5
Final recommended pressure drop:	250 Pa
Max. operating temperature:	100°C
Permissible humidity:	<100%

**Filtration material:** technology based on thermal bonding of pure, homogeneous and durable synthetic fibers (100% polyester), progressively built-up (increasing fiber density) to ensure maximum efficiency in removing dust from the air with minimal pressure drop and long filter service life, resulting in low operating and maintenance costs.

**Construction:** UltraKas Plus filters use metal mesh on the inlet and outlet using progressively built-up material, which results in increased dust absorption. The applied mesh guarantees stabilization and proper work of the filtering medium. The filters are available with galvanized steel or stainless steel frames. Filters with standard depths can be made in plastic frames. Filters may be equipped with a 25 mm thick flanges.

**Application:** pre-filtration air filters for air conditioning, ventilation and heating systems. Due to high dust absorption at low pressure drops, the filters can be used in public buildings as well as in food, pharmaceutical and machine industries. The UltraKas Plus filter finds its recommended use in environments with significantly increased dust levels.

## Technical data

Product	Dimensions [mm]			Filtration Area [m²]	Air Flow Rate [m³/h]	Initial pressure drop [Pa]		
	W	H	D			G3/ISO Coarse 50%	G4/ISO Coarse 80%	M5/ePM10 50%
UltraKas Plus	287	287	48	1,65	850	45	75	100
	287	287	96	1,9	1000	55	85	105
	287	592	48	0,34	1700	45	75	100
	287	592	96	0,39	2100	55	85	105
	490	592	48	0,58	2800	45	75	100
	490	592	96	0,66	3400	55	85	105
	592	592	48	0,7	3400	45	75	100
	592	592	96	0,79	3400	45	70	90

We reserve the right to make changes to the technical specifications at any time without prior notice, resulting from the continuous improvement of our products.

cassette filters

UltraFlo



ISO 16890 Class:	ePM10 65%, ePM2,5 65%, ePM1 60%
Final recommended pressure drop:	200 Pa
EN 779:2012 Class:	M6, F7, F8
Final recommended pressure drop:	250 Pa
Max. operating temperature:	100°C
Permissible humidity:	<100%

**Construction:** glass or synthetic nonwoven placed between two nets and pleated in a wave.

This stable package is then glued into a galvanized or stainless steel frame.

The filters can be optionally equipped with a 25 mm thick flange and a protective grid on the air outlet side.

We build UltraFlo filters in all sizes, but their depth should not exceed 300mm.

**Application:** in ventilation systems, wherever abnormally harsh working conditions may occur: sudden shocks, temperature jumps, variable flows.

- 52
- 1. Synthetic or glass nonwovens
  - 2. High dust absorbency
  - 3. Low pressure drop
  - 4. Long filter lifespan
  - 5. Standard & special dimensions

Technical data

Product	Dimensions [mm]			Filtration Area[m²]	Air Flow Rate [m³/h]	Initial pressure drop[Pa]		
	W	H	D			M6/ePM10 65%	F7/ePM2,5 65%	F8/ePM1 60%
UltraFlo	300	600	150	1,3	1000	60	100	140
	300	600	300	2,6	1700	70	120	170
	500	500	150	1,8	1450	60	100	140
	500	500	300	3,6	2350	70	120	170
	500	600	150	2,2	1700	60	100	140
	500	600	300	4,4	2800	70	120	170
	600	600	150	2,7	2100	60	100	140
	600	600	300	5,4	3400	70	120	170

We reserve the right to make changes to the technical specifications at any time without prior notice, resulting from the continuous improvement of our products.

## 05

### CARDBOARD FILTERS

UltraAzur	54
UltraKart 4S	55
UltraKart	56
UltraKart 3G	59
UltraKart 4G	61
UltraPac	63



cardboard filters

UltraAzur



ISO 16890 Class:	ISO Coarse 50%
EN 779:2012 Class:	G3
Average filtration efficiency (A <sub>m</sub> ):	85%
Nominal bandwidth:	2500–6300 m <sup>3</sup> /h/m <sup>2</sup>
Initial resistance:	7–30 Pa
Final recommended pressure drop:	120 Pa

**Filtration material:** dry glass nonwoven „Blue Glass”.

**Casing:** the case is made of moisture resistant laminated cardboard, special dry glass nonwoven glued into the cardboard case, additionally the air outlet can be reinforced with metal mesh.

**Application:** as air filters for FHP pumps; special construction and unique process of thermal bonding of glass fibers makes UltraAzur filters extremely durable, with enormous dust absorption capacity with minimal air flow resistance; after use the filters can be easily disposed of.

Standard Size Chart:

Nominal dimensions W x H x D [inch]	Actual dimensions W x H x D [mm]
12 x 24 x 1	292 x 596 x 19
14 x 20 x 1	345 x 496 x 19
14 x 24 x 1	345 x 596 x 19
14 x 25 x 1	345 x 622 x 19
16 x 20 x 1	395 x 496 x 19
16 x 24 x 1	395 x 596 x 19
16 x 25 x 1	395 x 622 x 19
18 x 25 x 1	448 x 596 x 19
20 x 20 x 1	496 x 496 x 19
20 x 25 x 1	496 x 622 x 19
24 x 24 x 1	596 x 596 x 19

The filters are manufactured in all sizes to fit various types of equipment.

- 54
1. FHP pump filters
  2. Specialized glass nonwoven
  3. High dust absorbency
  4. Low pressure drop
  5. Long filter lifespan
  6. Low flow resistance
  7. Resistance to humidity
  8. Aesthetic look
  9. Standard and custom sizes

We reserve the right to make changes to the technical specifications at any time without prior notice, resulting from the continuous improvement of our products.

## cardboard filters

## UltraKart 4S



ISO 16890 Class:	ISO Coarse 70%
Final recommended pressure drop:	200 Pa
EN 779:2012 Class:	G4
Final recommended pressure drop:	250 Pa
Average filtration rate ( $A_m$ ):	>90%
Efficiency ( $E_m$ ):	-45%
Max. operating temperature:	80°C

**Filtration material:** new generation of filter material (polyolefin) laminated with a metal mesh.

**Casing:** foil-coated waterproof cardboard. Optionally, the filters can be framed in galvanized steel or plastic (50 mm and 100 mm thick).

**Casing:** wavy pleated synthetic nonwoven reinforced with mesh, glued into a frame.

**Application:** preliminary air purification filter in air conditioning, ventilation and heating installations.

Due to their high efficiency at low pressure drops, the filters can be used in offices, schools, theaters, hospitals, swimming pools, shopping malls, hotels, paint shops, food processing, pharmaceutical and machinery industries.

Product	Dimensions [mm]			Filtration Area[m <sup>2</sup> ]	Air Flow Rate [m <sup>3</sup> /h]	Initial Pressure Drop [Pa]
	W	H	D			G4/ISO Coarse 70%
UltraKart4S	375	375	48	0,35	660	40
	375	375	96	0,51	800	45
	490	490	48	0,6	1190	40
	490	490	96	0,86	1420	45
	592	292	48	0,43	850	40
	592	292	96	0,62	1020	45
	592	492	48	0,73	1200	40
	592	492	96	1,05	1450	45
	592	592	48	0,88	1700	40
	592	592	96	1,26	2040	45
	620	496	48	0,77	1480	40
	620	496	96	1,11	1770	45

We reserve the right to make changes to the technical specifications at any time without prior notice, resulting from the continuous improvement of our products.

## cardboard filters

## UltraKart



ISO 16890 Class:	ISO Coarse 50%, ISO Coarse 80%, ePM10 50%
Final recommended pressure drop:	200 Pa
EN 779:2012 Class:	G3, G4, M5
Final recommended pressure drop:	250 Pa
Average filtration rate ( $A_m$ ):	>90%
Efficiency:	>25%<35% >45%<55%
Max. operating temperature:	80°C
Permissible relative humidity:	<80%

**Filtration material:** innovative pleated synthetic material.

**Casing:** foil-coated waterproof cardboard.

Optionally, the filters come in a galvanized steel or plastic frame (50 mm and 100 mm thick).

**Application:** due to their high efficiency at low pressure drops, the filters can be used in offices, schools, theaters, hospitals, swimming pools, shopping malls, hotels, paint shops, food processing, pharmaceutical and machinery industries.

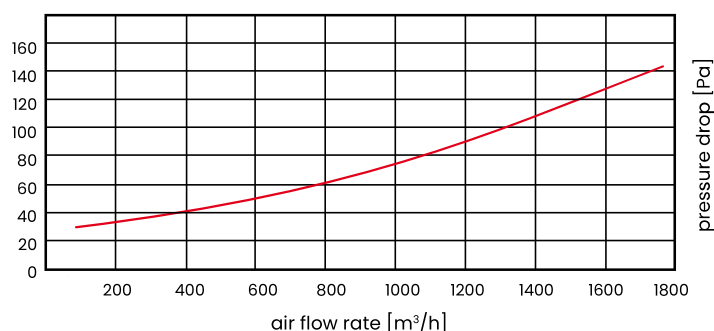
Product	Dimensions [mm]			Filtration Area [m <sup>2</sup> ]	Air Flow Rate [m <sup>3</sup> /h]	Initial Pressure Drop [Pa]		
	W	H	D			G3/ISO Coarse 50%	G4/ISO Coarse 80%	M5/ePM10 50%
UltraKart	287	287	48	0,2	850	40	65	90
	287	287	96	0,3	1000	50	75	95
	287	592	48	0,42	1700	40	65	90
	287	592	96	0,61	2100	50	75	95
	490	592	48	0,73	2800	40	65	90
	490	592	96	1,04	3400	50	75	95
	592	592	48	0,88	3400	40	65	90
	592	592	96	1,26	3400	40	55	80

We reserve the right to make changes to the technical specifications at any time without prior notice, resulting from the continuous improvement of our products.

## cardboard filters

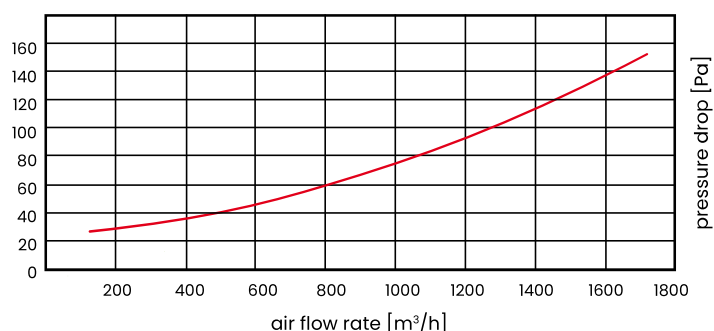
## UltraKart size 287 287 96 (11 11 4")

Size [mm]	292 x 287 x 96	Front area [m <sup>2</sup> ] 0,0823
Size [in]	11 x 11 x 4	
Class	ISO Coarse 80%	
Air Flow Rate [m <sup>3</sup> /h]	1000 at the initial resistance of a clean filter 75 Pa	



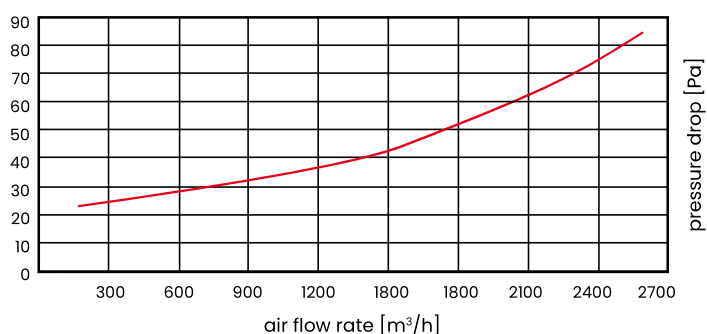
## UltraKart size 292 287 48 (11 11 2")

Size [mm]	292 x 287 x 48	Front area [m <sup>2</sup> ] 0,0823
Size [in]	11 x 11 x 2	
Class	ISO Coarse 80%	
Air Flow Rate [m <sup>3</sup> /h]	850 at the initial resistance of a clean filter 65 Pa	



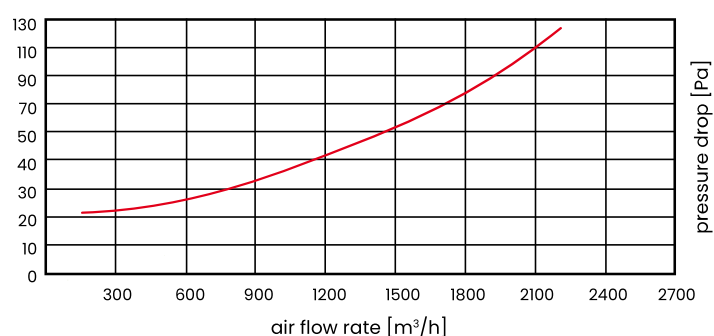
## UltraKart size 287 592 96 (11 23 4")

Size [mm]	287 x 592 x 96	Front area [m <sup>2</sup> ] 0,1699
Size [in]	11 x 23 x 4	
Class	ISO Coarse 80%	
Air Flow Rate [m <sup>3</sup> /h]	2100 at the initial resistance of a clean filter 65 Pa	



## UltraKart size 287 592 48 (11 23 2")

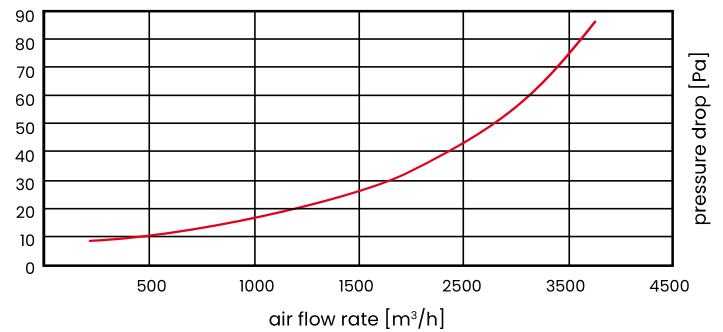
Size [mm]	287 x 592 x 48	Front area [m <sup>2</sup> ] 0,1699
Size [in]	11 x 23 x 2	
Class	ISO Coarse 80%	
Air Flow Rate [m <sup>3</sup> /h]	1700 at the initial resistance of a clean filter 75Pa	



## cardboard filters

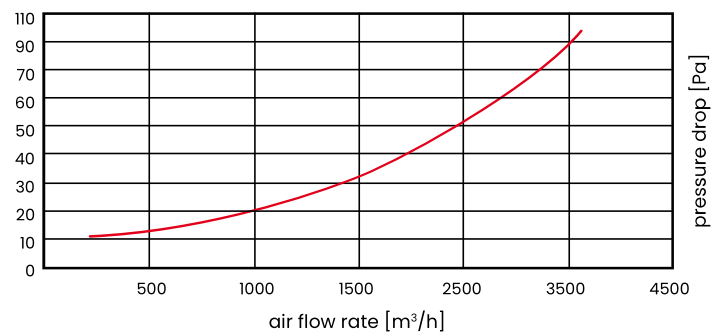
## UltraKart size 490 592 96 (19 23 4")

Size [mm]	490 x 592 x 96	Front area [m <sup>2</sup> ] 0,290
Size [in]	19 x 23 x 4	
Class	ISO Coarse 80%	
Air Flow Rate [m <sup>3</sup> /h]	3400 at the initial resistance of a clean filter 75 Pa	



## UltraKart size 490 592 48 (19 23 2")

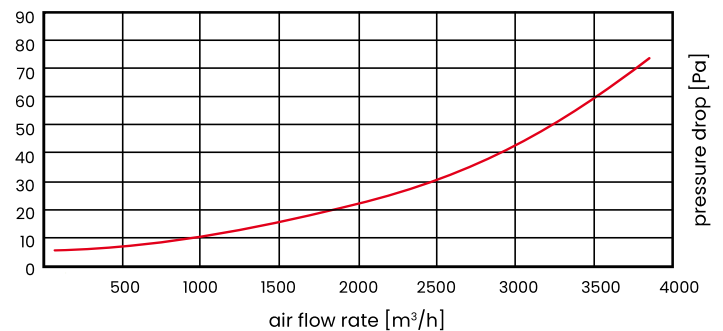
Size [mm]	490 x 592 x 48	Front area [m <sup>2</sup> ] 0,290
Size [in]	19 x 23 x 2	
Class	ISO Coarse 80%	
Air Flow Rate [m³/h]	2800 at the initial resistance of a clean filter 65 Pa	



58

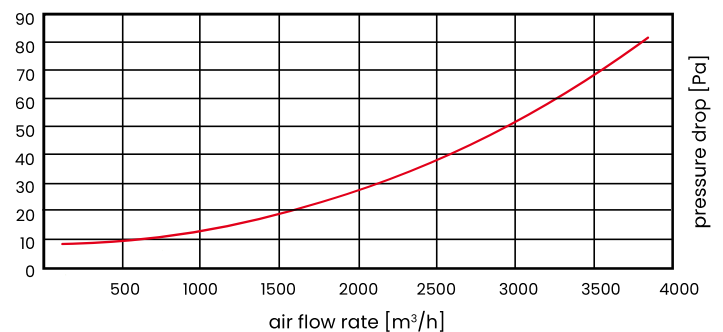
## UltraKart size 592 592 96 (23 23 4")

Size [mm]	592 x 592 x 96	Front area [m²] 0,3505
Size [in]	23 x 23 x 4	
Class	ISO Coarse 80%	
Air Flow Rate [m³/h]	3400 at the initial resistance of a clean filter 55 Pa	



## UltraKart size 592 592 48 (23 23 2")

Size [mm]	592 x 592 x 48	Front area [m²] 0,3505
Size [in]	23 x 23 x 2	
Class	ISO Coarse 80%	
Air Flow Rate [m³/h]	3400 at the initial resistance of a clean filter 65 Pa	



We reserve the right to make changes to the technical specifications at any time without prior notice, resulting from the continuous improvement of our products.

## cardboard filters

## UltraKart 3G



1. High dust absorbency
2. Low pressure drop
3. Long filter lifespan
4. Low energy costs
5. Resistance to humidity
6. Easy and simple maintenance
7. Standard and custom sizes

ISO 16890 Class:	ISO Coarse 50%
Final recommended pressure drop:	200 Pa
EN 779:2012 Class:	G3
Final recommended pressure drop:	250 Pa
Average filtration rate ( $A_m$ ):	>84,1 %
Permissible relative humidity:	<80%

**Filtration material:** technology based on thermal bonding of pure, homogeneous and durable glass fibers, progressively built-up (increasing fiber density) to ensure maximum efficiency in removing dust from the air with minimal pressure drop and long filter service life, resulting in low operating and maintenance costs.

**Casing:** the case is made of moisture resistant laminated cardboard

Oiled glass nonwoven, laid flat, glued into a cardboard case.

The filters can also be embedded in a galvanized steel or plastic frame (50 mm or 100 mm thick).

**Application:** due to their high efficiency at low pressure drops, the filters can be used in offices, schools, theaters, hospitals, swimming pools, shopping malls, hotels, paint shops, food processing, pharmaceutical and machinery industries.

Product	Dimensions [mm]			Front Filtration Area [m²]	Air Flow Rate [m³/h]	Initial Pressure Drop [Pa]
	W	H	D			G3/ISO Coarse 50%
UltraKart3G	287	592	48	0,17	1200	35
	345	496	48	0,17	1150	35
	496	496	48	0,25	1700	35
	592	592	48	0,36	2400	35

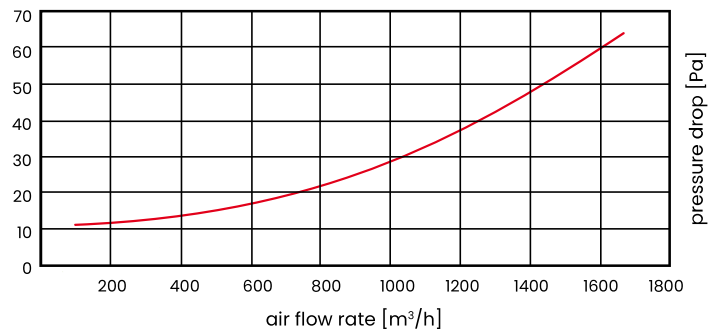
We reserve the right to make changes to the technical specifications at any time without prior notice, resulting from the continuous improvement of our products.



## cardboard filters

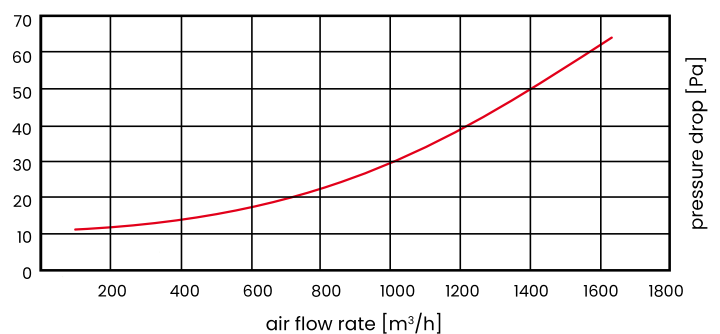
## UltraKas 3G size 287 592 48 (11 23 2")

Size [mm]	287 x 592 x 48	Front area [m²] 0,1740
Size [in]	11 x 23 x 2	
Class	ISO Coarse 50%	
Air Flow Rate [m³/h]	1200 at the initial resistance of a clean filter 35 Pa	



## UltraKas 3G size 345 496 48 (14 20 2")

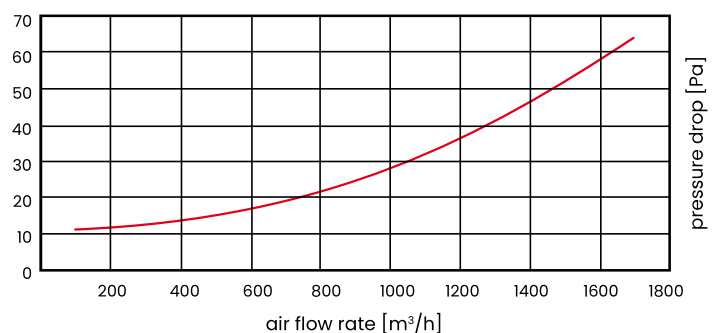
Size [mm]	345 x 496 x 48	Front area [m <sup>2</sup> ] 0,1711
Size [in]	14 x 20 x 2	
Class	ISO Coarse 50%	
Air Flow Rate [m <sup>3</sup> /h]	1150 at the initial resistance of a clean filter 35 Pa	



60

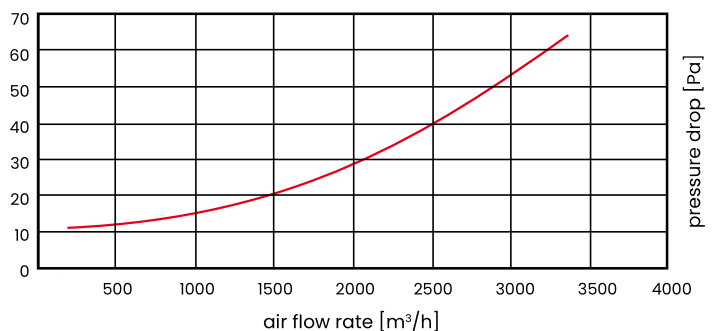
## UltraKas 3G size 496 496 48 (20 20 2")

Size [mm]	496 x 496 x 48	Front area [m²] 0,2460
Size [in]	20 x 20 x 2	
Class	ISO Coarse 50%	
Air Flow Rate [m³/h]	1700 at the initial resistance of a clean filter 35 Pa	



## UltraKas 3G size 592 592 48 (23 23 2")

Size [mm]	592 x 592 x 48	Front area [m²] 0,3552
Size [in]	23 x 23 x 2	
Class	ISO Coarse 50%	
Air Flow Rate [m³/h]	2400 at the initial resistance of a clean filter 35 Pa	



We reserve the right to make changes to the technical specifications at any time without prior notice, resulting from the continuous improvement of our products.

## cardboard filters

## UltraKart 4G



1. High dust absorbency
2. Low pressure drop
3. Long filter lifespan
4. Low energy costs
5. Resistance to humidity
6. Easy and simple maintenance
7. Standard and custom sizes

ISO 16890 Class:	ISO Coarse 60%
Final recommended pressure drop:	200 Pa
EN 779:2012 Class:	G4
Final recommended pressure drop:	250 Pa
Average filtration rate ( $A_m$ ):	>90%
Permissible relative humidity:	<80%

**Filtration material:** technology based on thermal bonding of pure, homogeneous and durable glass fibers, progressively built-up (increasing fiber density) to ensure maximum efficiency in removing dust from the air with minimal pressure drop and long filter service life, resulting in low operating and maintenance costs.

**Casing:** the case is made of moisture resistant laminated cardboard

Oiled glass nonwoven, laid flat, glued into a cardboard case.

The filters can also be embedded in a galvanized steel or plastic frame (50 mm or 100 mm thick).

**Application:** preliminary air purification filter in air conditioning, ventilation and heating installations. Due to their high efficiency at low pressure drops, the filters can be used in offices, schools, theaters, hospitals, swimming pools, shopping malls, hotels, paint shops, food processing, pharmaceutical and machinery industries.

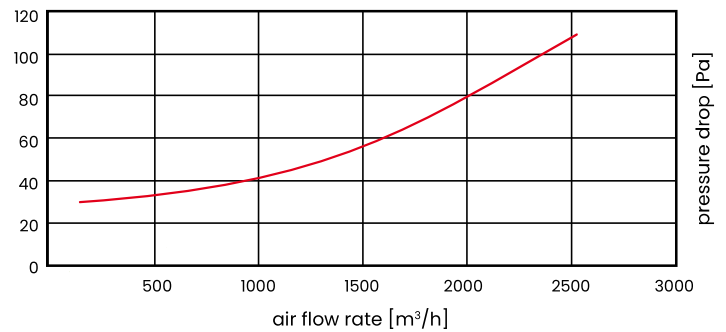
Product	Dimensions [mm]			Front Filtration Area[m <sup>2</sup> ]	Air Flow Rate [m <sup>3</sup> /h]	Initial Pressure Drop [Pa]
	W	H	D			G4/ISO Coarse 60%
UltraKart4G	287	592	96	0,17	1700	65
	345	496	96	0,17	1700	65
	496	496	96	0,25	2400	65
	592	592	96	0,36	3400	65

We reserve the right to make changes to the technical specifications at any time without prior notice, resulting from the continuous improvement of our products.

## cardboard filters

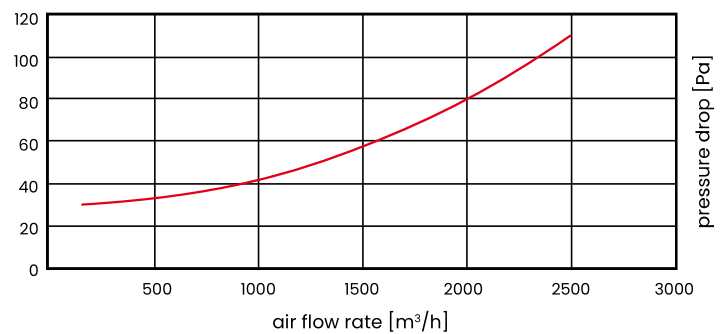
## UltraKart 4G size 287 592 96 (12 24 4")

Size [mm]	292 x 592 x 96	Front area [m <sup>2</sup> ] 0,1729
Size [in]	11 x 23 x 4	
Class	ISO Coarse 60%	
Air Flow Rate [m <sup>3</sup> /h]	1700 at the initial resistance of a clean filter 65 Pa	



## UltraKart 4G size 345 496 96 (14 20 4")

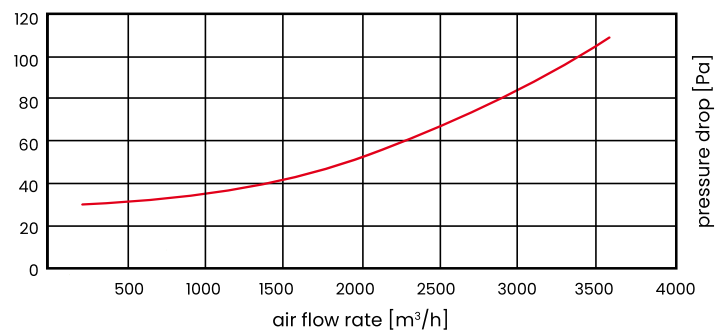
Size [mm]	345 x 496 x 96	Front area [m <sup>2</sup> ] 0,1711
Size [in]	14 x 20 x 4	
Class	ISO Coarse 60%	
Air Flow Rate [m <sup>3</sup> /h]	1684 at the initial resistance of a clean filter 65 Pa	



62

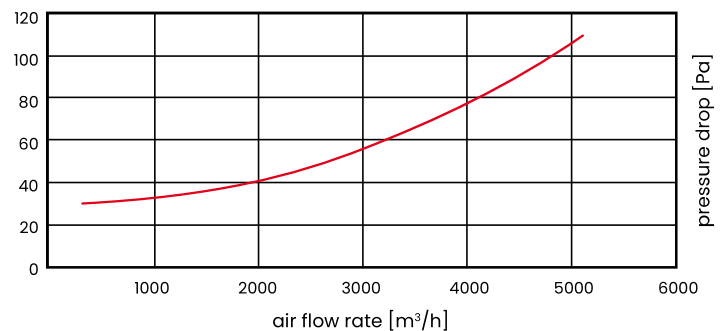
## UltraKart 4G size 496 496 96 (20 20 4")

Size [mm]	496 x 496 x 96	Front area [m²] 0,2460
Size [in]	20 x 20 x 4	
Class	ISO Coarse 60%	
Air Flow Rate [m³/h]	2400 at the initial resistance of a clean filter 65 Pa	



## UltraKart 4G size 592 592 96 (24 24 4")

Size [mm]	592 x 592 x 96	Front area [m <sup>2</sup> ] 0,3505
Size [in]	23 x 23 x 4	
Class	ISO Coarse 60%	
Air Flow Rate [m³/h]	3450 at the initial resistance of a clean filter 65 Pa	



We reserve the right to make changes to the technical specifications at any time without prior notice, resulting from the continuous improvement of our products.

## cardboard filters

# UltraPac



ISO 16890 Class:	ePM10 55%, ePM10 65%, ePM1 60%, ePM1 70%, ePM1 80%
Final recommended pressure drop:	300 Pa
EN 779:2012 Class:	M5, M6, F7, F8, F9
Final recommended pressure drop:	450 Pa
Depth [D]:	25, 48, 96, 130 mm
Temperature resistance:	<80°C


**Filtration material:** insert made of glass or synthetic nonwoven (100% polypropylene), formed into filter packs in minipleat technology with hot melt separators.

**Casing:** cardboard coated with foil, galvanized steel, stainless steel, or plastic.

**Optional:** in steel frame filters protective mesh on both sides, 25 mm flange on one side; seal

**Application:** wherever the highest air purity is required; used in pharmaceutical, electronic, medical and food industries.

1. High efficiency
2. Long filter lifespan
3. Glass or synthetic nonwoven insert
4. Low operating costs
5. Resistant to high temperatures

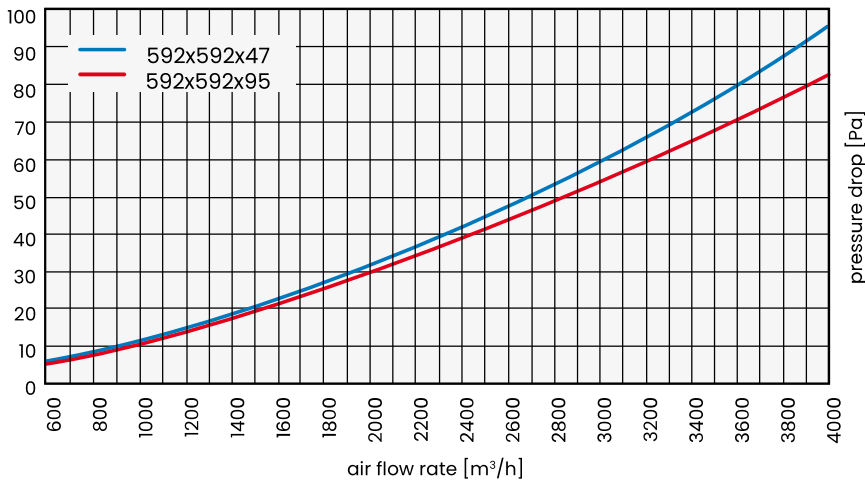


We reserve the right to make changes to the technical specifications at any time without prior notice, resulting from the continuous improvement of our products.

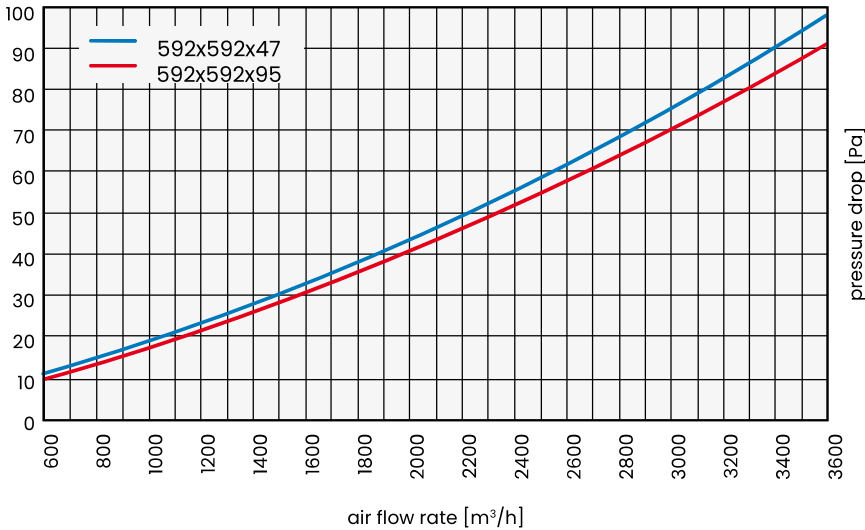
Technical data

Product	Dimensions [mm]			Filtration Area[m²]	Air Flow Rate [m³/h]	Initial Pressure Drop [Pa]				
	W	H	D			M5/ePM10 55%	M6/ePM10 65%	F7/ePM1 60%	F8/ePM1 70%	F9/ePM1 80%
UltraPac	296	296	47	1,5	560	38	48	69	90	120
	296	296	95	3	850	65	84	105	139	190
	592	592	47	5,8	2250	38	48	69	90	120
	592	592	95	12,2	3400	65	84	105	139	190

Pressure loss as a function of flow rate for UltraPac 5 filters

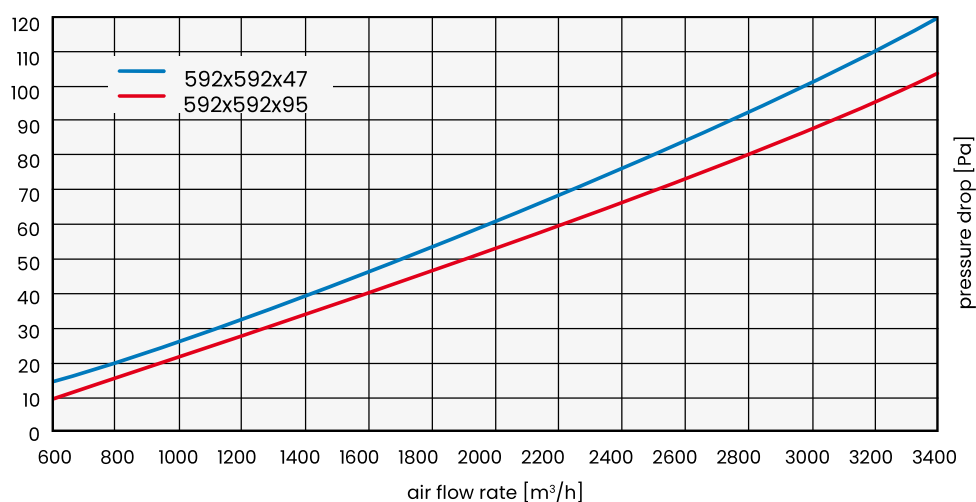


Pressure loss as a function of flow rate for UltraPac 6 filters

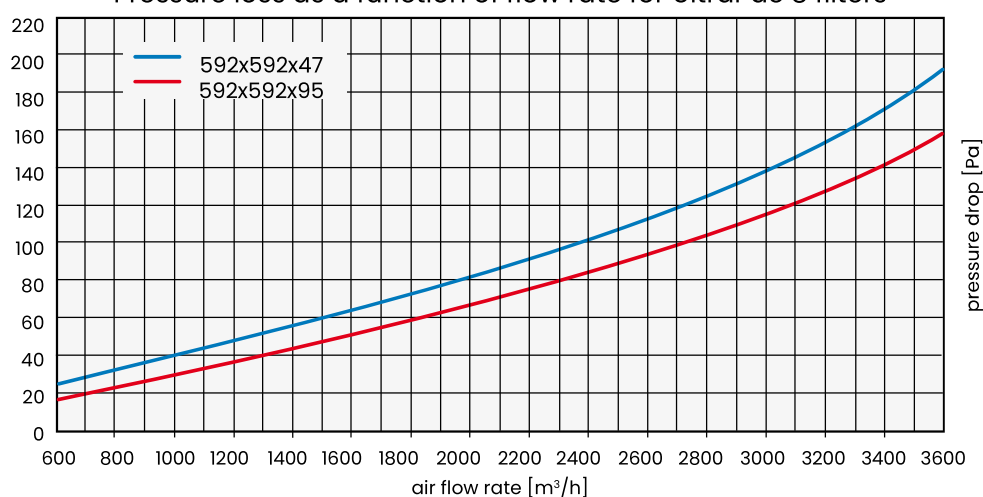


We reserve the right to make changes to the technical specifications at any time without prior notice, resulting from the continuous improvement of our products.

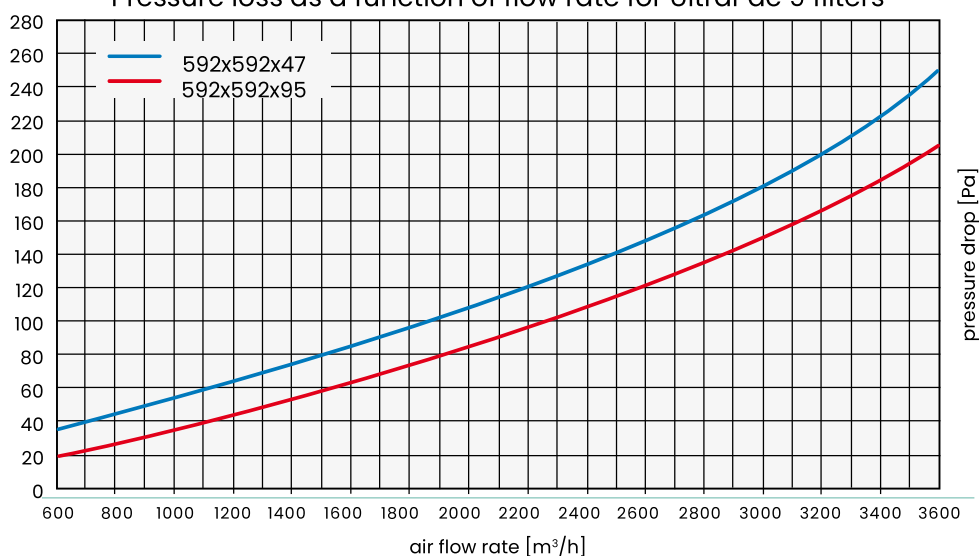
Pressure loss as a function of flow rate for UltraPac 7 filters



Pressure loss as a function of flow rate for UltraPac 8 filters



Pressure loss as a function of flow rate for UltraPac 9 filters



We reserve the right to make changes to the technical specifications at any time without prior notice, resulting from the continuous improvement of our products.



# 06

## POCKET FILTERS SYNTHETIC

UltraTec 3	67
UltraTec 4	70
UltraTec 5	73
UltraTec 6	76
UltraTec 7	80
UltraTec 8	84
UltraTec 9	88

## pocket filters

## UltraTec 3



1. Synthetic nonwovens  
- 100% polyester
2. High dust absorbency
3. Low pressure drop
4. Long filter lifespan
5. Low energy costs
6. Resistance to humidity
7. Flame retardant (F1 acc. DIN 53438)
8. Standard and custom sizes
9. Certified quality

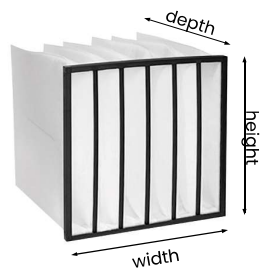
The air supplied by ventilation and air conditioning systems is as clean as the filters clean it, and therefore the quality of the filters, their reliability, and durability have an enormous impact on the assessment of the operation of the whole ventilation system.

ISO 16890 Class:	ISO Coarse 50%
Final recommended pressure drop:	200 Pa
EN 779:2012 Class:	G3
Final recommended pressure drop:	250Pa
Average filtration rate ( $A_m$ ):	>84,1 %
Max. operating temperature:	<100%
Permissible relative humidity:	<100%

**Filtration material:** technology based on thermal bonding of pure, homogeneous and durable synthetic nonwovens, (100% polyester) progressively built-up (increasing fiber density). The open structure of the nonwoven on the air inlet side, progressively thickening towards the outlet causes larger particles of dirt to be stopped in the upper part of the filtration layer and smaller ones penetrate deep into the nonwoven. This technology makes it possible to retain much more contaminants, minimizes the increase in resistance to the flowing air, and prevents the accumulation of contaminants on the surface of the filter material. Maximum long-term air purification efficiency with minimum pressure drop. Very high dirt-holding capacity with mechanical strength results in low operating and maintenance costs.

**Casing:** perfectly airtight and very durable construction: pockets sewn or welded together and placed on a wire grid of  $\varnothing=3.5$  mm and framed in galvanized sheet metal; alternatively, design suitable for disposal in waste incineration plants: pockets connected by rigid plastic connectors and placed in a stable plastic frame. Long-term air purification efficiency with minimum pressure drop. Very high dirt-holding capacity with mechanical strength results in low operating and maintenance costs.

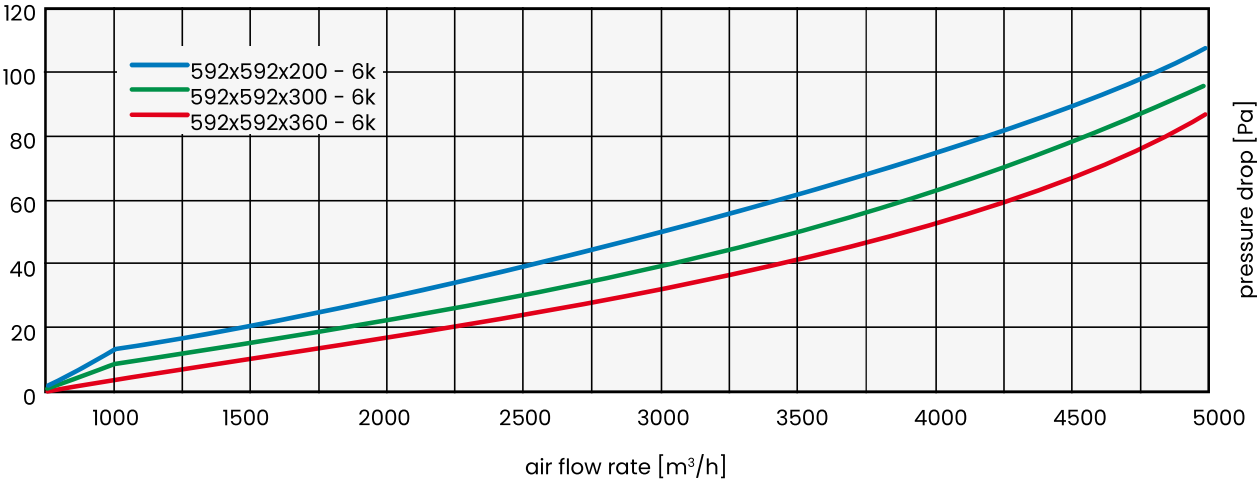
**Application:** preliminary air purification filter for air conditioning, ventilation and heating systems; thanks to high efficiency at low pressure drops the filters can be used in hospitals, offices, schools, theaters, shopping malls, hotels, paint shops, pharmaceutical, food, automotive, machinery, and other industries.



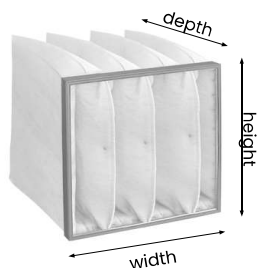
Product	UT-3-6646	UT-3-6636	UT-3-6626	UT-3-5645	UT-3-5635	UT-3-5625
Frame dimensions [mm]	592x592			490x592		
Number of pockets [n]	6			5		
Air flow rate [m³/h]	3400			2700		
Pocket depth [mm]	360	300	200	360	300	200
Initial pressure drop [Pa]	32	45	61	32	45	61

Product	UT-3-3643	UT-3-3633	UT-3-3623	UT-3-3343	UT-3-3333	UT-3-3323
Frame dimensions [mm]	287x592			287x287		
Number of pockets [n]	3			3		
Air flow rate [m³/h]	1700			800		
Pocket depth [mm]	360	300	200	360	300	200
Initial pressure drop [Pa]	32	45	61	32	45	61

Pressure loss as a function of flow rate for UltraTec 3 filters



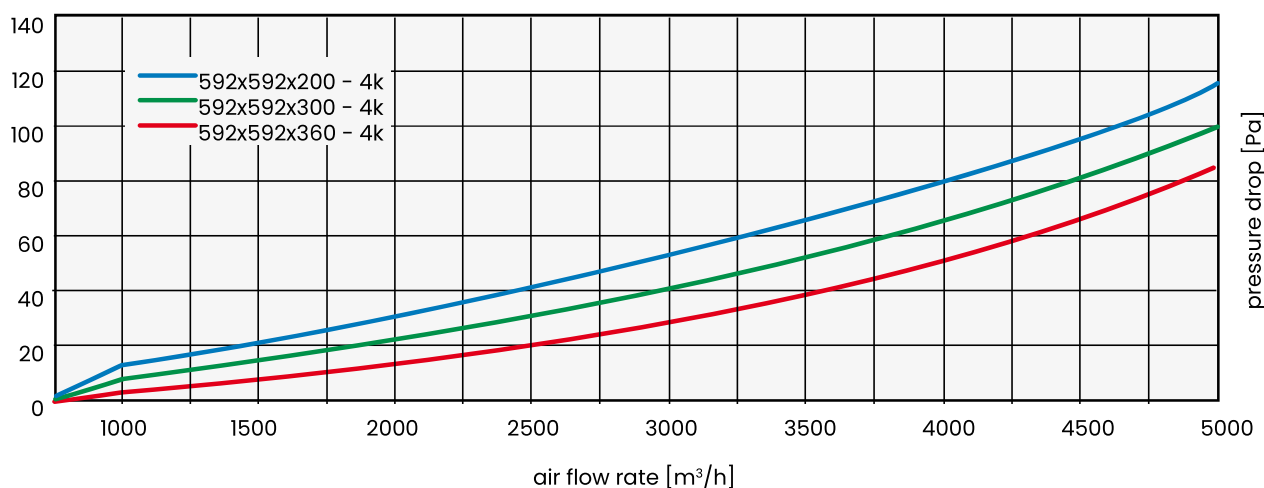
We reserve the right to make changes to the technical specifications at any time without prior notice, resulting from the continuous improvement of our products.



Product	UT-3-6644	UT-3-6634	UT-3-6624	UT-3-5643	UT-3-5633	UT-3-5623
Frame dimensions [mm]	592x592			490x592		
Number of pockets [n]	4			3		
Air flow rate [m³/h]	3400			2700		
Pocket depth [mm]	360	300	200	360	300	200
Initial pressure drop [Pa]	37	51	67	37	51	67

Product	UT-3-3642	UT-3-3632	UT-3-3622	UT-3-3343	UT-3-3333	UT-3-3323
Frame dimensions [mm]	287x592			287x287		
Number of pockets [n]	2			2		
Air flow rate [m³/h]	1700			800		
Pocket depth [mm]	360	300	200	360	300	200
Initial pressure drop [Pa]	37	51	67	37	51	67

Pressure loss as a function of flow rate for UltraTec 3 filters



We reserve the right to make changes to the technical specifications at any time without prior notice, resulting from the continuous improvement of our products.



## UltraTec 4

ISO 16890 Class:	ISO Coarse 70%
Final recommended pressure drop:	200 Pa
EN 779:2012 Class:	G4
Final recommended pressure drop:	250 Pa
Average filtration rate ( $A_m$ ):	>91,6 %
Max. operating temperature:	<100%
Permissible relative humidity:	<100%

**Filtration material:** technology based on thermal bonding of pure, homogeneous and durable synthetic nonwovens, (100% polyester) progressively built-up (increasing fiber density). The open structure of the nonwoven on the air inlet side, progressively thickening towards the outlet causes larger particles of dirt to be stopped in the upper part of the filtration layer and smaller ones penetrate deep into the nonwoven. This technology makes it possible to retain much more contaminants, minimizes the increase in resistance to the flowing air, and prevents the accumulation of contaminants on the surface of the filter material. Maximum air purification efficiency with minimum pressure drop. Very high dirt-holding capacity with mechanical strength results in low operating and maintenance costs.

**Casing:** perfectly airtight and very durable construction: pockets sewn or welded together and placed on a wire grid of  $\varnothing=3.5$  mm and framed in galvanized sheet metal; alternatively, design suitable for disposal in waste incineration plants: pockets connected by rigid plastic connectors and placed in a stable plastic frame.

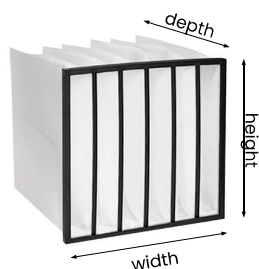
**Application:** preliminary air purification filter for air conditioning, ventilation and heating systems; thanks to high efficiency at low pressure drops the filters can be used in hospitals, offices, schools, theaters, shopping malls, hotels, paint shops, pharmaceutical, food, automotive, machinery, and other industries.

70

1. Synthetic nonwovens  
- 100% polyester
2. High dust absorbency
3. Low pressure drop
4. Long filter lifespan
5. Low energy costs
6. Resistance to humidity
7. Flame retardant (F1 acc. DIN 53438)
8. Standard and custom sizes
9. Certified quality

The air supplied by ventilation and air conditioning systems is as clean as the filters clean it, and therefore the quality of the filters, their reliability, and durability have an enormous impact on the assessment of the operation of the whole ventilation system.

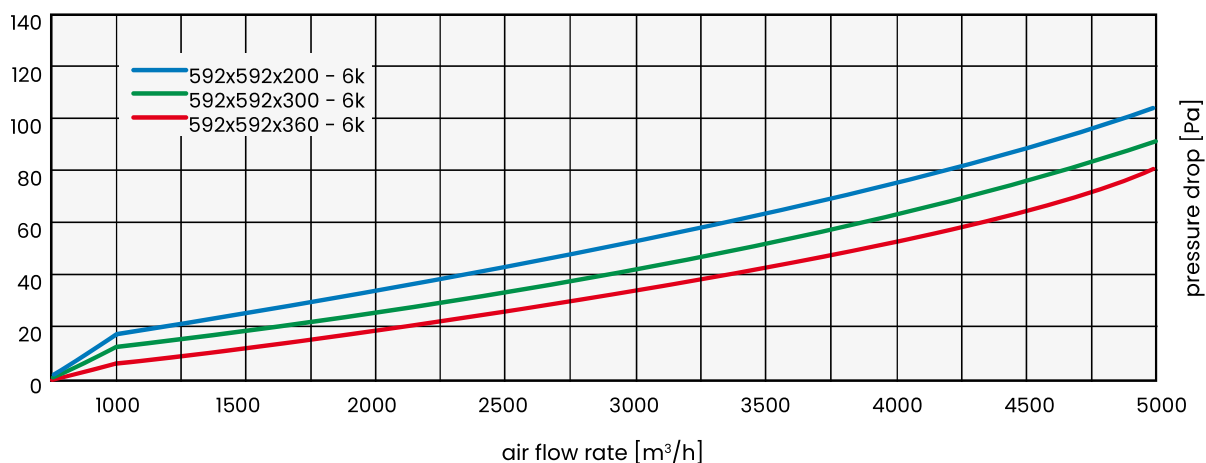
We reserve the right to make changes to the technical specifications at any time without prior notice, resulting from the continuous improvement of our products.



Product	UT-4-6646	UT-4-6636	UT-4-6626	UT-4-5645	UT-4-5635	UT-4-5625
Frame dimensions [mm]	592x592			490x592		
Number of pockets [n]	6			5		
Air flow rate [m³/h]	3400			2700		
Pocket depth [mm]	360	300	200	360	300	200
Initial pressure drop [Pa]	40	49	66	40	49	66

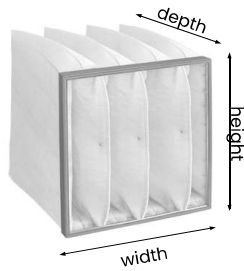
Product	UT-4-3643	UT-4-3633	UT-4-3623	UT-4-3343	UT-4-3333	UT-4-3323
Frame dimensions [mm]	287x592			287x287		
Number of pockets [n]	3			3		
Air flow rate [m³/h]	1700			800		
Pocket depth [mm]	360	300	200	360	300	200
Initial pressure drop [Pa]	40	49	66	40	49	66

Pressure loss as a function of flow rate for UltraTec 4 filters



We reserve the right to make changes to the technical specifications at any time without prior notice, resulting from the continuous improvement of our products.

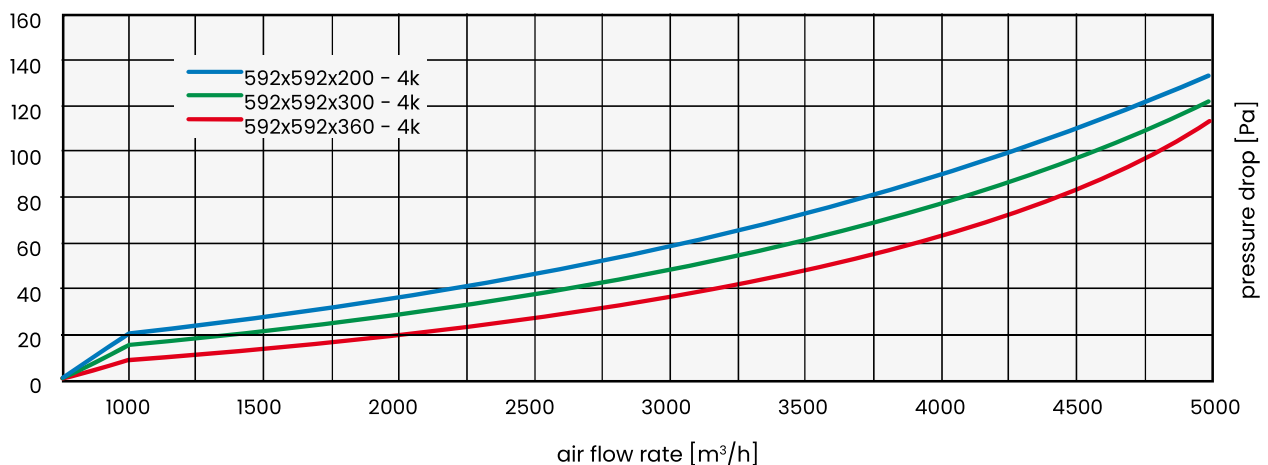




Product	UT-4-6644	UT-4-6634	UT-4-6624	UT-4-5643	UT-4-5633	UT-4-5623
Frame dimensions [mm]	592x592			490x592		
Number of pockets [n]	4			3		
Air flow rate [m³/h]	3400			2700		
Pocket depth [mm]	360	300	200	360	300	200
Initial pressure drop [Pa]	44	57	72	44	57	72

Product	UT-4-3642	UT-4-3632	UT-4-3622	UT-4-3342	UT-4-3332	UT-4-3322
Frame dimensions [mm]	287x592			287x287		
Number of pockets [n]	2			2		
Air flow rate [m³/h]	1700			800		
Pocket depth [mm]	360	300	200	360	300	200
Initial pressure drop [Pa]	44	57	72	44	57	72

Pressure loss as a function of flow rate for UltraTec 4 filters



We reserve the right to make changes to the technical specifications at any time without prior notice, resulting from the continuous improvement of our products.

## pocket filters

## UltraTec 5



1. Synthetic nonwovens  
- 100% polyester
2. High dust absorbency
3. Low pressure drop
4. Long filter lifespan
5. Low energy costs
6. Resistance to humidity
7. Flame retardant (F1 acc. DIN 53438)
8. Standard and custom sizes
9. Certified quality

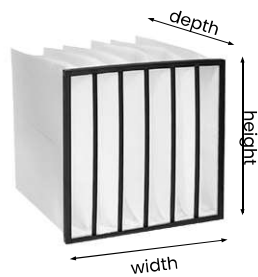
The air supplied by ventilation and air conditioning systems is as clean as the filters clean it, and therefore the quality of the filters, their reliability, and durability have an enormous impact on the assessment of the operation of the whole ventilation system.

ISO 16890 Class:	ePM10 50%
Final recommended pressure drop:	300 Pa
EN 779:2012 Class:	M5
Final recommended pressure drop:	450 Pa
Average filtration rate ( $A_m$ ):	>96,6 %
Average efficiency ( $E_m$ ):	>47,9 %
Max. operating temperature:	<100°C
Permissible relative humidity:	<100%

**Filtration material:** technology based on thermal bonding of pure, homogeneous and durable synthetic nonwovens, (100% polyester) progressively built-up (increasing fiber density). The open structure of the nonwoven on the air inlet side, progressively thickening towards the outlet causes larger particles of dirt to be stopped in the upper part of the filtration layer and smaller ones penetrate deep into the nonwoven. This technology makes it possible to retain much more contaminants, minimizes the increase in resistance to the flowing air, and prevents the accumulation of contaminants on the surface of the filter material. Maximum long-term air purification efficiency with minimum pressure drop. Very high dirt-holding capacity with mechanical strength results in low operating and maintenance costs.

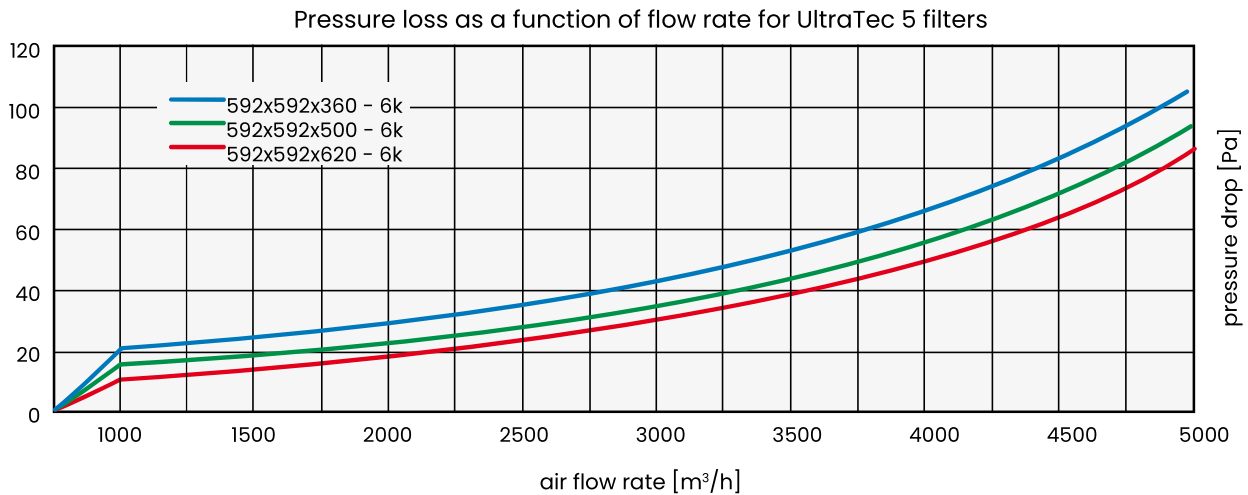
**Casing:** perfectly airtight and very durable construction: pockets sewn or welded together and placed on a wire grid of  $\varnothing=3.5$  mm and framed in galvanized sheet metal; alternatively, design suitable for disposal in waste incineration plants: pockets connected by rigid plastic connectors and placed in a stable plastic frame.

**Application:** as 1<sup>st</sup> or 2<sup>nd</sup> stage filter for air purification in air conditioning, ventilation and heating systems; thanks to high efficiency at low pressure drops the filters can be used in hospitals, offices, schools, theaters, shopping malls, hotels, paint shops, pharmaceutical, food, automotive, and machinery industries.

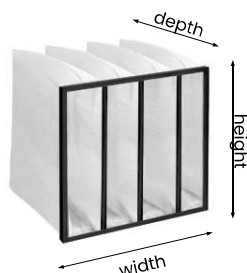


Product	UT-5-6666	UT-5-6656	UT-5-6646	UT-5-5665	UT-5-5655	UT-5-5645
Frame dimensions [mm]	592x592			490x592		
Number of pockets [n]	6			5		
Air flow rate [m³/h]	3400			2700		
Pocket depth [mm]	620	500	360	620	500	360
Initial pressure drop [Pa]	38	42	50	38	42	50

Product	UT-5-3663	UT-5-3653	UT-5-3643	UT-5-3363	UT-5-3353	UT-5-3343
Frame dimensions [mm]	287x592			287x287		
Number of pockets [n]	3			3		
Air flow rate [m³/h]	1700			800		
Pocket depth [mm]	620	500	360	620	500	360
Initial pressure drop [Pa]	38	42	50	38	42	50



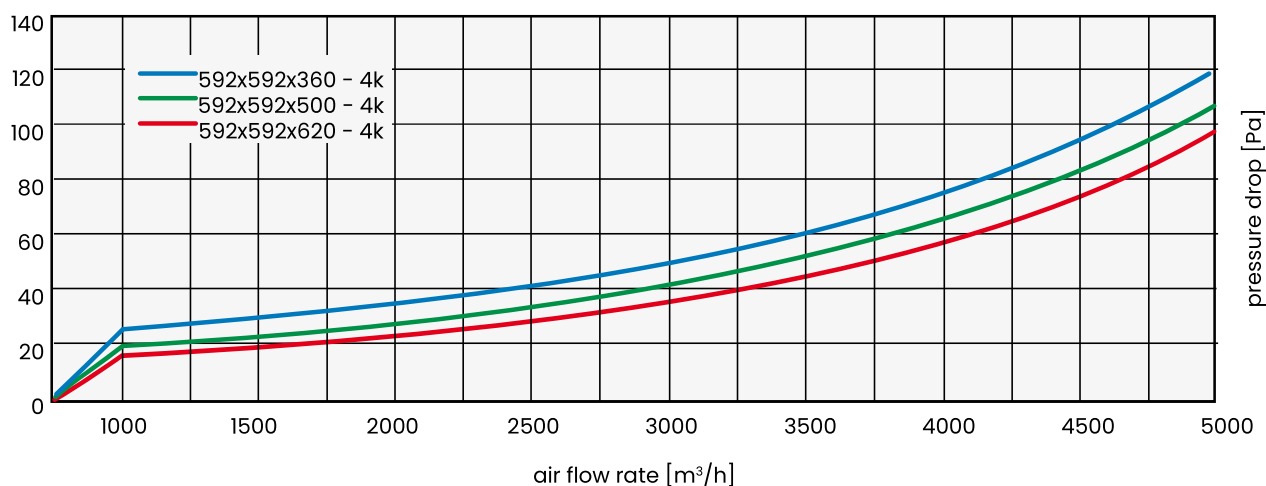
We reserve the right to make changes to the technical specifications at any time without prior notice, resulting from the continuous improvement of our products.



Product	UT-5-6644	UT-5-6634	UT-5-6624	UT-5-5643	UT-5-5633	UT-5-5623
Frame dimensions [mm]	592x592			490x592		
Number of pockets [n]	4			3		
Air flow rate [m³/h]	3400			2700		
Pocket depth [mm]	620	500	360	620	500	360
Initial pressure drop [Pa]	42	46	56	42	46	56

Product	UT-5-3642	UT-5-3632	UT-5-3622	UT-5-3342	UT-5-3332	UT-5-3322
Frame dimensions [mm]	287x592			287x287		
Number of pockets [n]	2			2		
Air flow rate [m³/h]	1700			800		
Pocket depth [mm]	620	500	360	620	500	360
Initial pressure drop [Pa]	42	46	56	42	46	56

Pressure loss as a function of flow rate for UltraTec 5 filters



We reserve the right to make changes to the technical specifications at any time without prior notice, resulting from the continuous improvement of our products.

# UltraTec 6



76

1. Three-layer synthetic nonwoven
2. High dust absorbency
3. Low pressure drop
4. Long filter lifespan
5. Low energy costs
6. Resistance to humidity
7. Flame retardant (F1 acc. DIN 53438)
8. Standard and custom sizes
9. Certified quality

The air supplied by ventilation and air conditioning systems is as clean as the filters clean it, and therefore the quality of the filters, their reliability, and durability have an enormous impact on the assessment of the operation of the whole ventilation system.


ISO 16890 Class:	ePM10 85%
Final recommended pressure drop:	300 Pa
EN 779:2012 Class:	M6
Final recommended pressure drop:	450 Pa
Average filtration rate ( $A_m$ ):	>99 %
Average efficiency ( $E_m$ ):	>75 %
Max. operating temperature:	<100°C
Permissible relative humidity:	<100%

**Filtration material:** technology based on three-layer synthetic nonwoven, predominantly polypropylene with the use of microfibers. High-strength outer layer, a core for high dust absorption and thin supportive inner layer. The use of microfibers allows for low pressure drop and high mechanical strength throughout the service life. Maximum long-term air purification efficiency with minimum pressure drop. Very high dirt-holding capacity with mechanical strength results in low operating and maintenance costs.

**Casing:** perfectly airtight and very durable construction: pockets sewn or welded together and placed on a wire grid of  $\varnothing=3.5$  mm and framed in galvanized sheet metal; alternatively, design suitable for disposal in waste incineration plants: pockets connected by rigid plastic connectors and placed in a stable plastic frame.

**Application:** as 1<sup>st</sup> or 2<sup>nd</sup> stage filter for air purification in air conditioning, ventilation and heating systems; thanks to high efficiency at low pressure drops the filters can be used in hospitals, offices, schools, theaters, shopping malls, hotels, paint shops, pharmaceutical, food, automotive, machinery, and other industries.

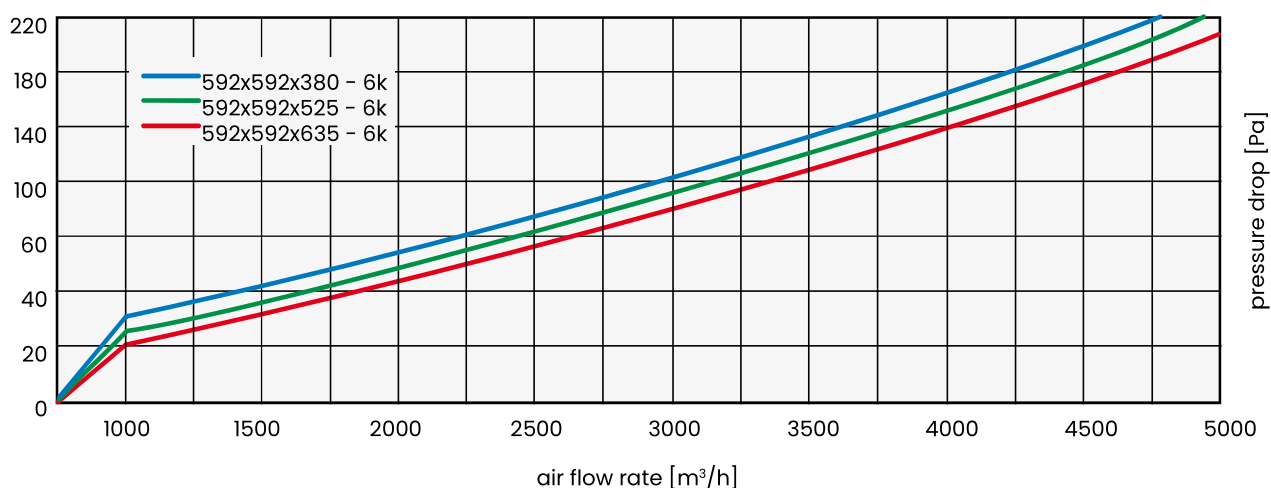
We reserve the right to make changes to the technical specifications at any time without prior notice, resulting from the continuous improvement of our products.



Product	UT-6-6666	UT-6-6656	UT-6-6646	UT-6-5665	UT-6-5655	UT-6-5645
Frame dimensions [mm]	592x592			490x592		
Number of pockets [n]	6			5		
Air flow rate [m³/h]	3400			2700		
Pocket depth [mm]	635	525	380	635	525	380
Initial pressure drop [Pa]	110	117	125	110	117	125


Product	UT-6-3663	UT-6-3653	UT-6-3643	UT-6-3363	UT-6-3353	UT-6-3343
Frame dimensions [mm]	287x592			287x287		
Number of pockets [n]	3			3		
Air flow rate [m³/h]	1700			800		
Pocket depth [mm]	635	525	380	635	525	380
Initial pressure drop [Pa]	110	117	125	110	117	125

Pressure loss as a function of flow rate for UltraTec 6 filters



We reserve the right to make changes to the technical specifications at any time without prior notice, resulting from the continuous improvement of our products.

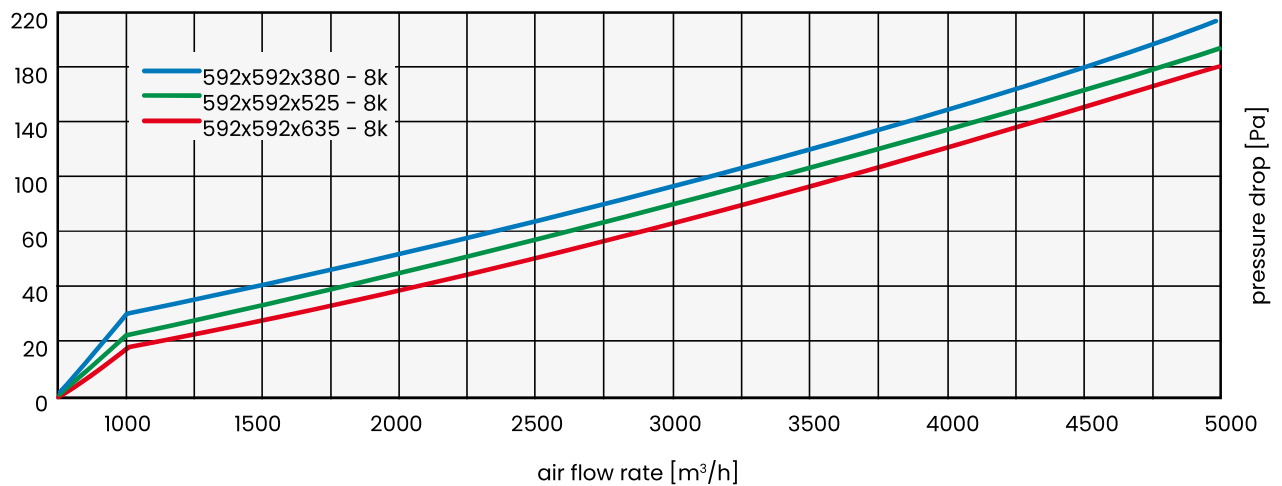




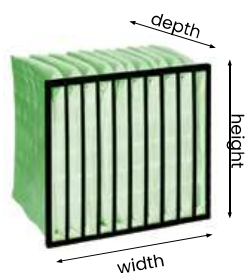
Product	UT-6-6668	UT-6-6658	UT-6-6648	UT-6-5666	UT-6-5656	UT-6-5646
Frame dimensions [mm]	592x592			490x592		
Number of pockets [n]	8			6		
Air flow rate [m³/h]	3400			2700		
Pocket depth [mm]	635	525	380	635	525	380
Initial pressure drop [Pa]	90	100	115	90	100	115

Product	UT-6-3664	UT-6-3654	UT-6-3644	UT-6-3364	UT-6-3454	UT-6-3344
Frame dimensions [mm]	287x592			287x287		
Number of pockets [n]	4			4		
Air flow rate [m³/h]	1700			800		
Pocket depth [mm]	635	525	380	635	525	380
Initial pressure drop [Pa]	90	100	115	90	100	115

Pressure loss as a function of flow rate for UltraTec 6 filters



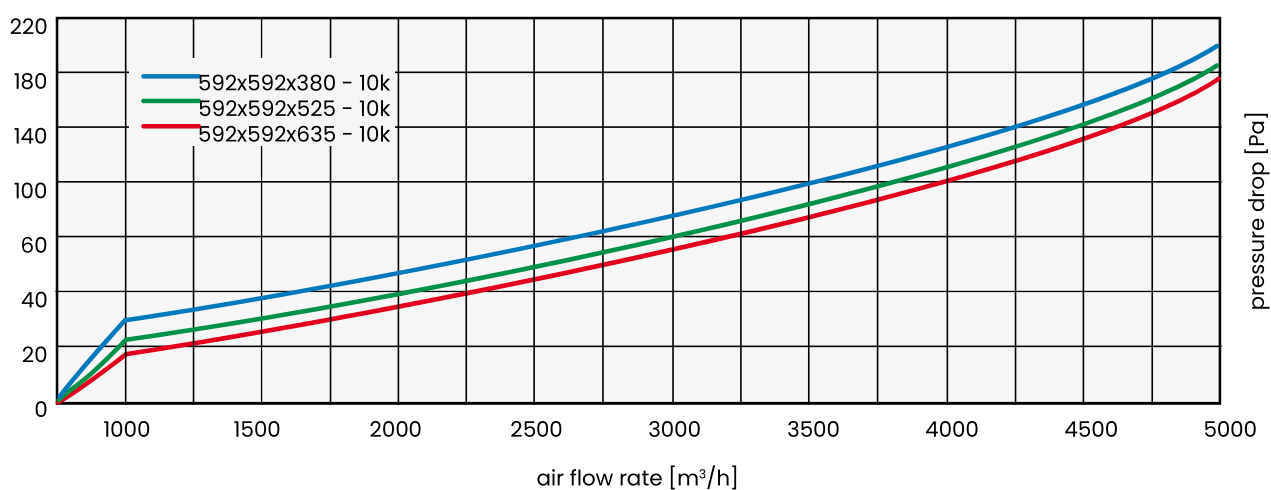
We reserve the right to make changes to the technical specifications at any time without prior notice, resulting from the continuous improvement of our products.



Product	UT-6-66610	UT-6-66510	UT-6-66410	UT-6-5668	UT-6-5658	UT-6-5648
Frame dimensions [mm]	592x592			490x592		
Number of pockets [n]	10			8		
Air flow rate [m³/h]	3400			2700		
Pocket depth [mm]	635	525	380	635	525	380
Initial pressure drop [Pa]	76	85	97	76	85	97

Product	UT-6-3665	UT-6-3655	UT-6-3645	UT-6-3365	UT-6-3355	UT-6-3345
Frame dimensions [mm]	287x592			287x287		
Number of pockets [n]	5			5		
Air flow rate [m³/h]	1700			800		
Pocket depth [mm]	635	525	380	635	525	380
Initial pressure drop [Pa]	76	85	97	76	85	97

Pressure loss as a function of flow rate for UltraTec 6 filters



We reserve the right to make changes to the technical specifications at any time without prior notice, resulting from the continuous improvement of our products.

## pocket filters

## UltraTec 7



ISO 16890 Class:	ePM2,5 65%
Final recommended pressure drop:	300 Pa
EN 779:2012 Class:	F7
Final recommended pressure drop:	450 Pa
Average filtration rate ( $A_m$ ):	>99,3 %
Average efficiency ( $E_m$ ):	>84,1 %
Max. operating temperature:	<100°C
Permissible relative humidity:	<100%

**Filtration material:** technology based on three-layer synthetic nonwoven, predominantly polypropylene with the use of microfibers. High-strength outer layer, a core for high dust absorption and thin supportive inner layer. The use of microfibers allows for low pressure drop and high mechanical strength throughout the service life. Maximum long-term air purification efficiency with minimum pressure drop. Very high dirt-holding capacity with mechanical strength results in low operating and maintenance costs.

**Casing:** perfectly airtight and very durable construction: pockets sewn or welded together and placed on a wire grid of  $\varnothing=3.5$  mm and framed in galvanized sheet metal; alternatively, design suitable for disposal in waste incineration plants: pockets connected by rigid plastic connectors and placed in a stable plastic frame.

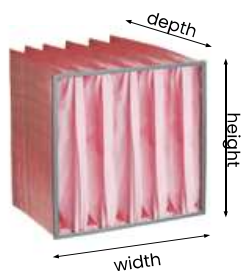
**Application:** as a pre-filter for absolute filters and as a 2<sup>nd</sup> stage filter for air conditioning, ventilation and heating systems; thanks to high efficiency at low pressure drops the filters can be used in hospitals, offices, schools, theaters, shopping malls, hotels, paint shops, pharmaceutical, food, automotive, machinery, and other industries.

80

1. Three-layer synthetic nonwoven
2. High dust absorbency
3. Low pressure drop
4. Long filter lifespan
5. Low energy costs
6. Resistance to humidity
7. Flame retardant (F1 acc. DIN 53438)
8. Standard and custom sizes
9. Certified quality

The air supplied by ventilation and air conditioning systems is as clean as the filters clean it, and therefore the quality of the filters, their reliability, and durability have an enormous impact on the assessment of the operation of the whole ventilation system.

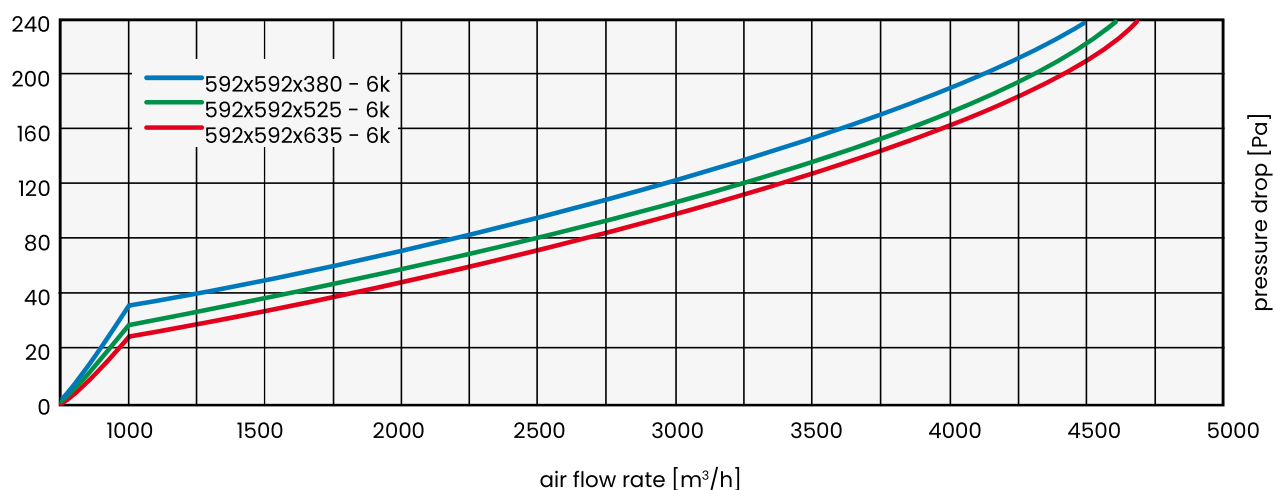
We reserve the right to make changes to the technical specifications at any time without prior notice, resulting from the continuous improvement of our products.




Product	UT-7-6666	UT-7-6656	UT-7-6646	UT-7-5665	UT-7-5655	UT-7-5645
Frame dimensions [mm]	592x592			490x592		
Number of pockets [n]	6			5		
Air flow rate [m³/h]	3400			2700		
Pocket depth [mm]	635	525	380	635	525	380
Initial pressure drop [Pa]	123	135	150	123	135	150

Product	UT-7-3663	UT-7-3653	UT-7-3643	UT-7-3363	UT-7-3353	UT-7-3343
Frame dimensions [mm]	287x592			287x287		
Number of pockets [n]	3			3		
Air flow rate [m³/h]	1700			800		
Pocket depth [mm]	635	525	380	635	525	380
Initial pressure drop [Pa]	123	135	150	123	135	150

Pressure loss as a function of flow rate for UltraTec 7 filters



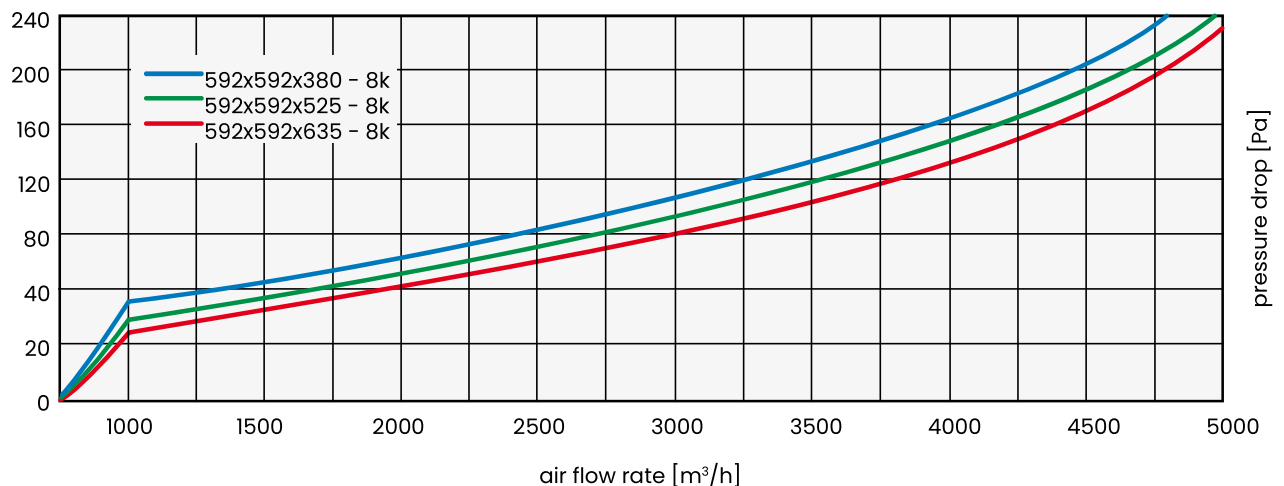
We reserve the right to make changes to the technical specifications at any time without prior notice, resulting from the continuous improvement of our products.



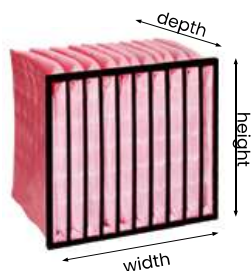
Product	UT-7-6668	UT-7-6658	UT-7-6648	UT-7-5666	UT-7-5656	UT-7-5646
Frame dimensions [mm]	592x592			490x592		
Number of pockets [n]	8			6		
Air flow rate [m³/h]	3400			2700		
Pocket depth [mm]	635	525	380	635	525	380
Initial pressure drop [Pa]	103	115	132	103	115	132

Product	UT-7-3664	UT-7-3654	UT-7-3644	UT-7-3364	UT-7-3454	UT-7-3344
Frame dimensions [mm]	287x592			287x287		
Number of pockets [n]	4			4		
Air flow rate [m³/h]	1700			800		
Pocket depth [mm]	635	525	380	635	525	380
Initial pressure drop [Pa]	103	115	132	103	115	132

Pressure loss as a function of flow rate for UltraTec 7 filters



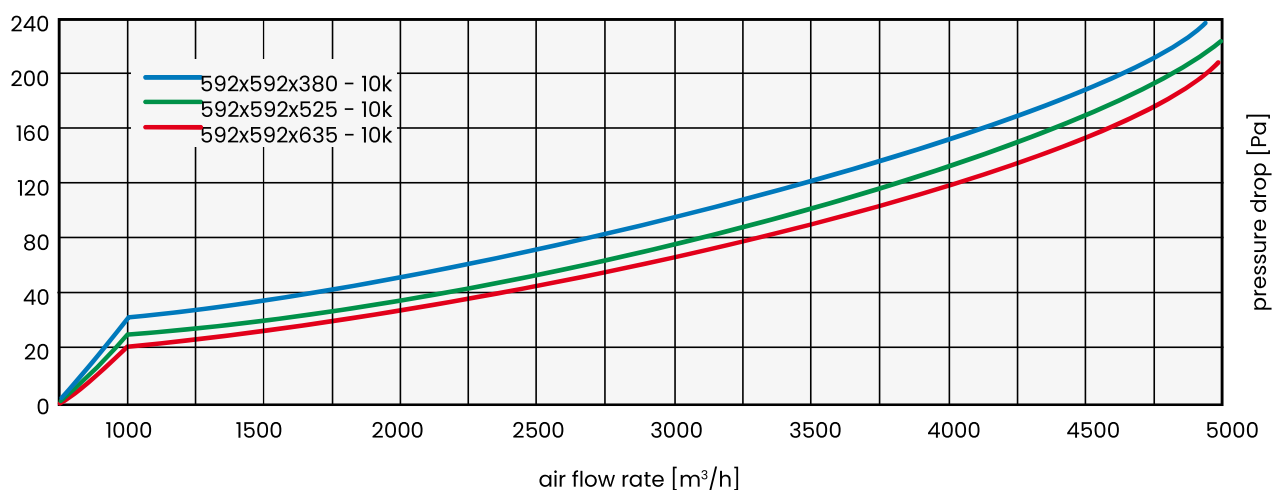
We reserve the right to make changes to the technical specifications at any time without prior notice, resulting from the continuous improvement of our products.



Product	UT-7-66610	UT-7-66510	UT-7-66410	UT-7-5668	UT-7-5658	UT-7-5648
Frame dimensions [mm]	592x592			490x592		
Number of pockets [n]	10			8		
Air flow rate [m³/h]	3400			2700		
Pocket depth [mm]	635	525	380	635	525	380
Initial pressure drop [Pa]	87	98	115	87	98	115

Product	UT-7-3665	UT-7-3655	UT-7-3645	UT-7-3365	UT-7-3355	UT-7-3345
Frame dimensions [mm]	287x592			287x287		
Number of pockets [n]	5			5		
Air flow rate [m³/h]	1700			800		
Pocket depth [mm]	635	525	380	635	525	380
Initial pressure drop [Pa]	87	98	115	87	98	115

Pressure loss as a function of flow rate for UltraTec 7 filters



We reserve the right to make changes to the technical specifications at any time without prior notice, resulting from the continuous improvement of our products.



## pocket filters

## UltraTec 8



ISO 16890 Class:	ePM1 60%
Final recommended pressure drop:	300 Pa
EN 779:2012 Class:	F8
Final recommended pressure drop:	450 Pa
Average filtration rate ( $A_m$ ):	>99,5%
Average efficiency ( $E_m$ ):	>93%
Max. operating temperature:	<100°C
Permissible relative humidity:	<100%

**Filtration material:** technology based on three-layer synthetic nonwoven, predominantly polypropylene with the use of microfibers. High-strength outer layer, a core for high dust absorption and thin supportive inner layer. The use of microfibers allows for low pressure drop and high mechanical strength throughout the service life. Maximum long-term air purification efficiency with minimum pressure drop. Very high dirt-holding capacity with mechanical strength results in low operating and maintenance costs.

**Casing:** perfectly airtight and very durable construction: pockets sewn or welded together and placed on a wire grid of  $\varnothing=3.5$  mm and framed in galvanized sheet metal; alternatively, design suitable for disposal in waste incineration plants: pockets connected by rigid plastic connectors and placed in a stable plastic frame.

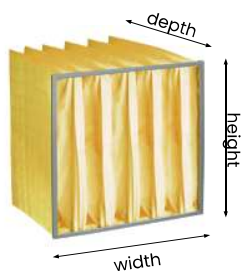
**Application:** as a pre-filter for absolute filters and as a 2<sup>nd</sup> stage filter in air conditioning, ventilation and heating systems that require very high purity; thanks to high efficiency at low pressure drops the filters can be used in hospitals, offices, schools, theaters, shopping malls, hotels, paint shops, pharmaceutical, food, automotive, machinery, and other industries.

84

1. Three-layer synthetic nonwoven
2. High dust absorbency
3. Low pressure drop
4. Long filter lifespan
5. Low energy costs
6. Resistance to humidity
7. Flame retardant (F1 acc. DIN 53438)
8. Standard and custom sizes
9. Certified quality

The air supplied by ventilation and air conditioning systems is as clean as the filters clean it, and therefore the quality of the filters, their reliability, and durability have an enormous impact on the assessment of the operation of the whole ventilation system.

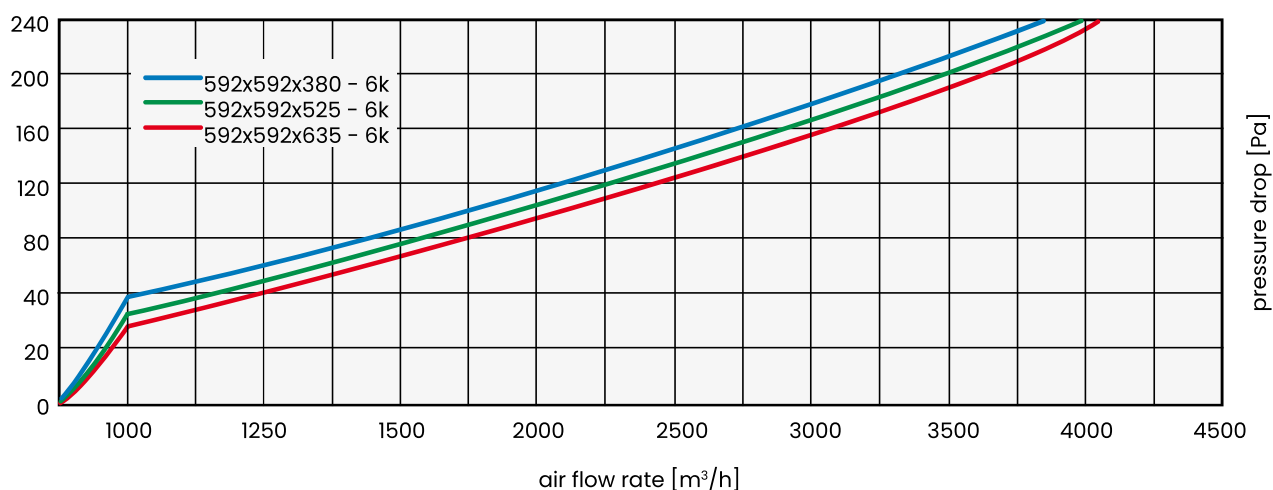
We reserve the right to make changes to the technical specifications at any time without prior notice, resulting from the continuous improvement of our products.




Product	UT-8-6666	UT-8-6656	UT-8-6646	UT-8-5665	UT-8-5655	UT-8-5645
Frame dimensions [mm]	592x592			490x592		
Number of pockets [n]	6			5		
Air flow rate [m³/h]	1700			1350		
Pocket depth [mm]	635	525	380	635	525	380
Initial pressure drop [Pa]	82	92	103	82	92	103

Product	UT-8-3663	UT-8-3653	UT-8-3643	UT-8-3363	UT-8-3353	UT-8-3343
Frame dimensions [mm]	287x592			287x287		
Number of pockets [n]	3			3		
Air flow rate [m³/h]	800			450		
Pocket depth [mm]	635	525	380	635	525	380
Initial pressure drop [Pa]	82	92	103	82	92	103

Pressure loss as a function of flow rate for UltraTec 8 filters



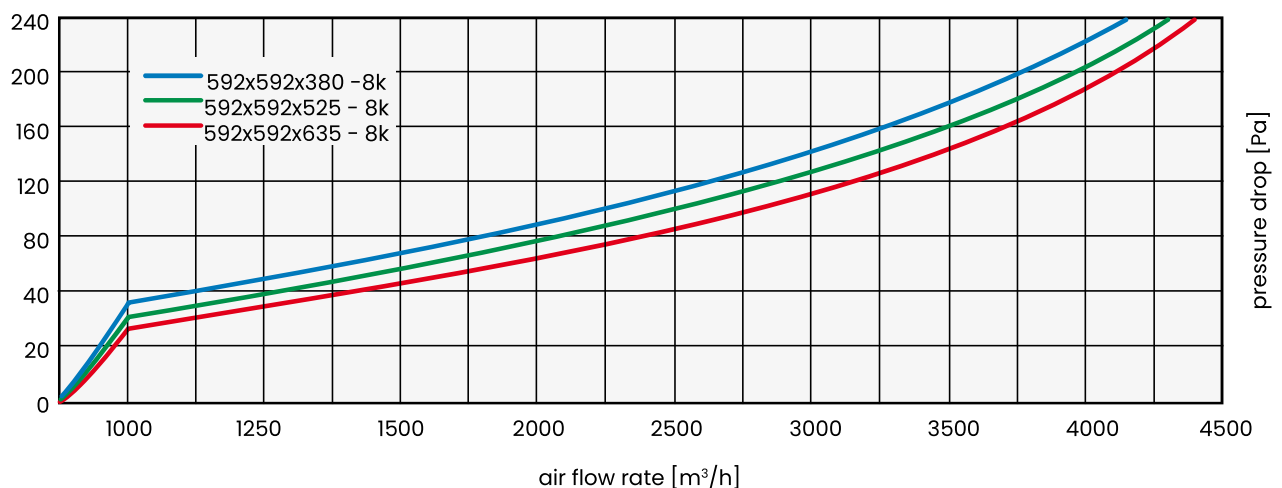
We reserve the right to make changes to the technical specifications at any time without prior notice, resulting from the continuous improvement of our products.



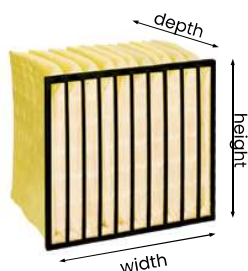
Product	UT-8-6668	UT-8-6658	UT-8-6648	UT-8-5666	UT-8-5656	UT-8-5646
Frame dimensions [mm]	592x592			490x592		
Number of pockets [n]	8			6		
Air flow rate [m³/h]	2700			2200		
Pocket depth [mm]	635	525	380	635	525	380
Initial pressure drop [Pa]	95	105	120	95	105	120

Product	UT-8-3664	UT-8-3654	UT-8-3644	UT-8-3364	UT-8-3454	UT-8-3344
Frame dimensions [mm]	287x592			287x287		
Number of pockets [n]	4			4		
Air flow rate [m³/h]	1200			700		
Pocket depth [mm]	635	525	380	635	525	380
Initial pressure drop [Pa]	95	105	120	95	105	120

Pressure loss as a function of flow rate for UltraTec 8 filters



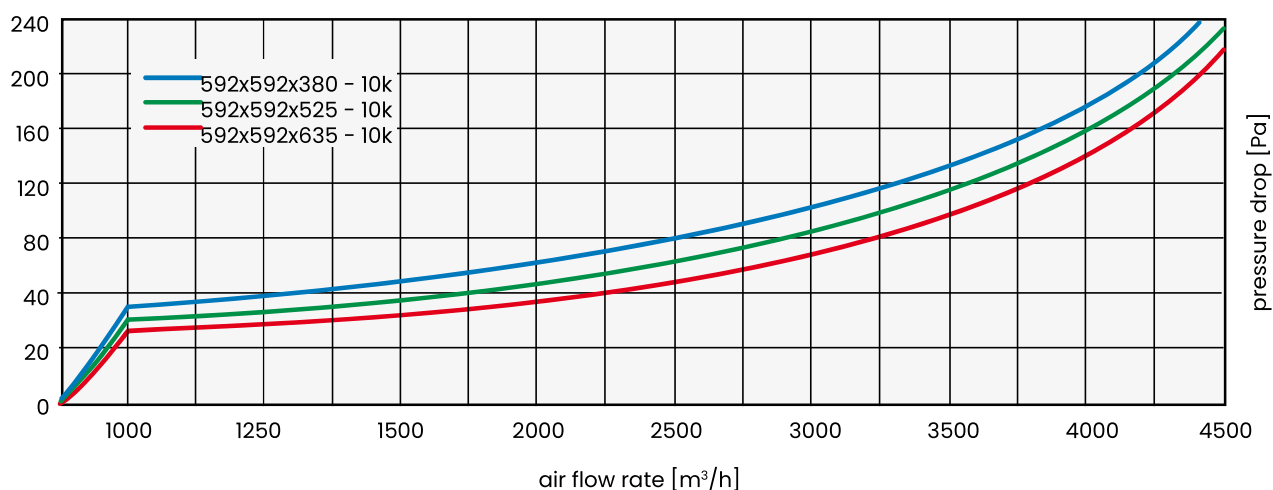
We reserve the right to make changes to the technical specifications at any time without prior notice, resulting from the continuous improvement of our products.



Product	UT-8-66610	UT-8-66510	UT-8-66410	UT-8-5668	UT-8-5658	UT-8-5648
Frame dimensions [mm]	592x592			490x592		
Number of pockets [n]	10			8		
Air flow rate [m³/h]	3400			2700		
Pocket depth [mm]	635	525	380	635	525	380
Initial pressure drop [Pa]	90	105	125	90	105	125

Product	UT-8-3665	UT-8-3655	UT-8-3645	UT-8-3365	UT-8-3355	UT-8-3345
Frame dimensions [mm]	287x592			287x287		
Number of pockets [n]	5			5		
Air flow rate [m³/h]	1700			800		
Pocket depth [mm]	635	525	380	635	525	380
Initial pressure drop [Pa]	90	105	125	90	105	125

Pressure loss as a function of flow rate for UltraTec 8 filters



We reserve the right to make changes to the technical specifications at any time without prior notice, resulting from the continuous improvement of our products.

## pocket filters

## UltraTec 9



88

1. Three-layer synthetic nonwoven
2. High dust absorbency
3. Low pressure drop
4. Long filter lifespan
5. Low energy costs
6. Resistance to humidity
7. Flame retardant (F1 acc. DIN 53438)
8. Standard and custom sizes
9. Certified quality

The air supplied by ventilation and air conditioning systems is as clean as the filters clean it, and therefore the quality of the filters, their reliability, and durability have an enormous impact on the assessment of the operation of the whole ventilation system.


ISO 16890 Class:	ePM1 70%
Final recommended pressure drop:	300 Pa
EN 779:2012 Class:	F9
Final recommended pressure drop:	450 Pa
Average filtration rate ( $A_m$ ):	>99,5 %
Average efficiency ( $E_m$ ):	>96,5 %
Max. operating temperature:	<100°C
Permissible relative humidity:	<100%

**Filtration material:** technology based on three-layer synthetic nonwoven, predominantly polypropylene with the use of microfibers. High-strength outer layer, a core for high dust absorption and thin supportive inner layer. The use of microfibers allows for low pressure drop and high mechanical strength throughout the service life. Maximum long-term air purification efficiency with minimum pressure drop. Very high dirt-holding capacity with mechanical strength results in low operating and maintenance costs.

**Casing:** perfectly airtight and very durable construction: pockets sewn or welded together and placed on a wire grid of  $\varnothing=3.5$  mm and framed in galvanized sheet metal; alternatively, design suitable for disposal in waste incineration plants: pockets connected by rigid plastic connectors and placed in a stable plastic frame.

**Application:** as a pre-filter for absolute filters and as a filter of 2<sup>nd</sup> and 3<sup>rd</sup> stage of air purification in air conditioning, ventilation and heating systems, which require very high purity; thanks to high efficiency at low pressure drops the filters can be used in hospitals, offices, schools, theaters, shopping malls, hotels, paint shops, pharmaceutical, food, automotive, machinery, and other industries.

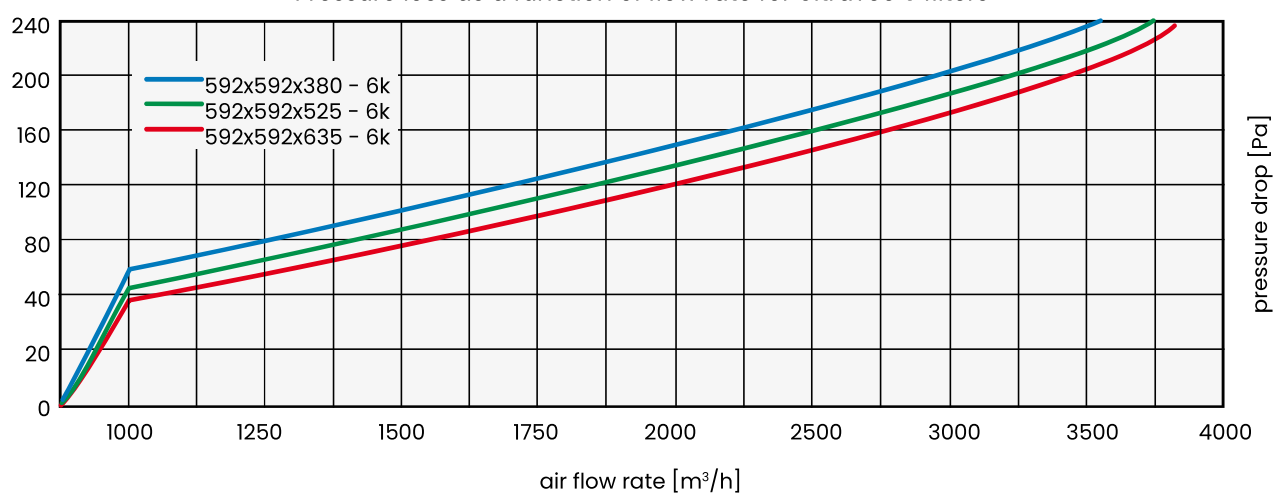
We reserve the right to make changes to the technical specifications at any time without prior notice, resulting from the continuous improvement of our products.



Product	UT-9-6666	UT-9-6656	UT-9-6646	UT-9-5665	UT-9-5655	UT-9-5645
Frame dimensions [mm]	592x592			490x592		
Number of pockets [n]	6			5		
Air flow rate [m³/h]	1700			1350		
Pocket depth [mm]	635	525	380	635	525	380
Initial pressure drop [Pa]	105	115	130	105	115	130


Product	UT-9-3663	UT-9-3653	UT-9-3643	UT-9-3363	UT-9-3353	UT-9-3343
Frame dimensions [mm]	287x592			287x287		
Number of pockets [n]	3			3		
Air flow rate [m³/h]	800			450		
Pocket depth [mm]	635	525	380	635	525	380
Initial pressure drop [Pa]	105	115	130	105	115	130

Pressure loss as a function of flow rate for UltraTec 9 filters



We reserve the right to make changes to the technical specifications at any time without prior notice, resulting from the continuous improvement of our products.

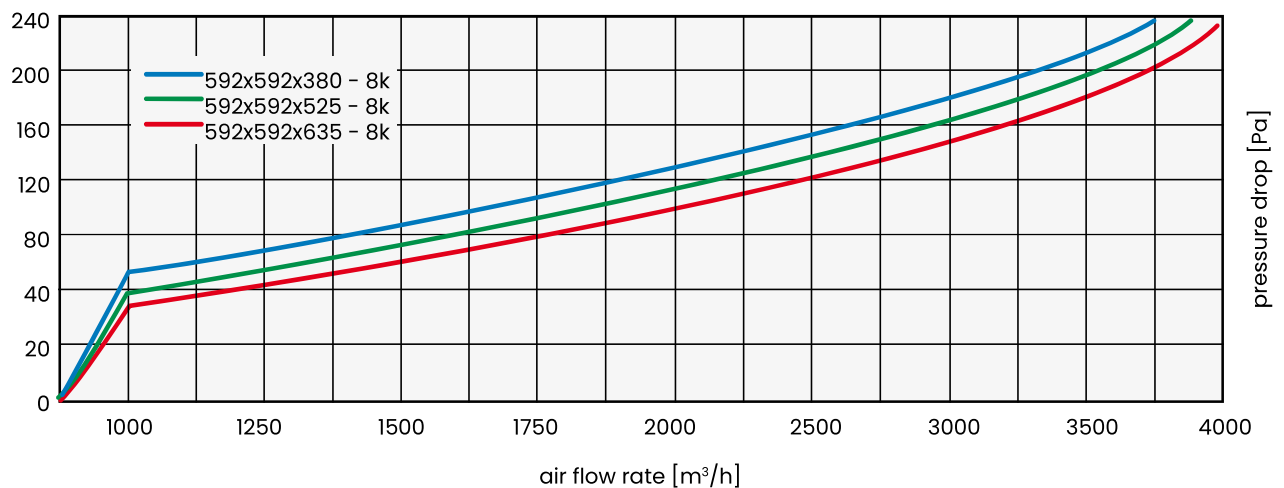




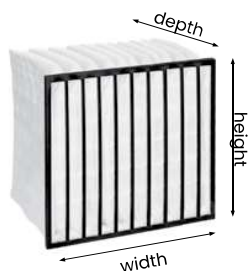
Product	UT-9-6668	UT-9-6658	UT-9-6648	UT-9-5666	UT-9-5656	UT-9-5646
Frame dimensions [mm]	592x592			490x592		
Number of pockets [n]	8			6		
Air flow rate [m³/h]	2700			2200		
Pocket depth [mm]	635	525	380	635	525	380
Initial pressure drop [Pa]	135	145	160	135	145	160

Product	UT-9-3664	UT-9-3654	UT-9-3644	UT-9-3364	UT-9-3454	UT-9-3344
Frame dimensions [mm]	287x592			287x287		
Number of pockets [n]	4			4		
Air flow rate [m³/h]	1200			700		
Pocket depth [mm]	635	525	380	635	525	380
Initial pressure drop [Pa]	135	145	160	135	145	160

Pressure loss as a function of flow rate for UltraTec 9 filters



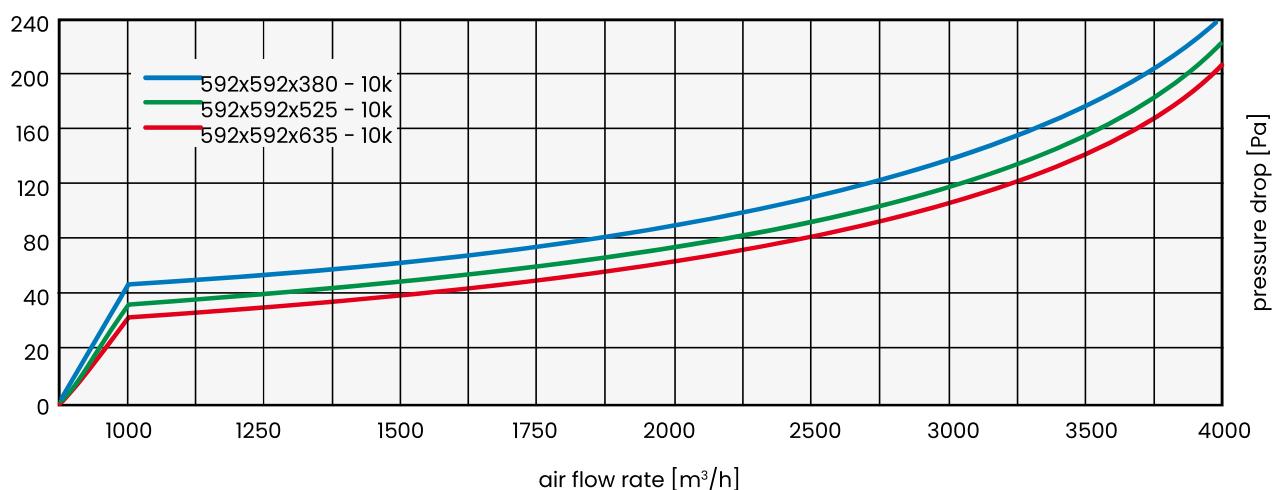
We reserve the right to make changes to the technical specifications at any time without prior notice, resulting from the continuous improvement of our products.



Product	UT-9-66610	UT-9-66510	UT-9-66410	UT-9-5668	UT-9-5658	UT-9-5648
Frame dimensions [mm]	592x592			490x592		
Number of pockets [n]	10			8		
Air flow rate [m³/h]	3400			2700		
Pocket depth [mm]	635	525	380	635	525	380
Initial pressure drop [Pa]	130	145	170	130	145	170

Product	UT-9-3665	UT-9-3655	UT-9-3645	UT-9-3365	UT-9-3355	UT-9-3345
Frame dimensions [mm]	287x592			287x287		
Number of pockets [n]	5			5		
Air flow rate [m³/h]	1700			800		
Pocket depth [mm]	635	525	380	635	525	380
Initial pressure drop [Pa]	130	145	170	130	145	170

Pressure loss as a function of flow rate for UltraTec 9 filters



We reserve the right to make changes to the technical specifications at any time without prior notice, resulting from the continuous improvement of our products.

06

## **POCKET FILTERS GLASS**

UltraTec 6/G	93
UltraTec 7/G	97
UltraTec 8/G	101
UltraTec 9/G	105

## pocket filters

## UltraTec 6/G



1. The latest generation glass nonwoven
2. High dust absorbency
3. Low pressure drop
4. Long filter lifespan
5. Low energy costs
6. Resistance to humidity
7. Flame retardant (F1 acc. DIN 53438)
8. Standard and custom sizes
9. Certified quality


The air supplied by ventilation and air conditioning systems is as clean as the filters clean it, and therefore the quality of the filters, their reliability, and durability have an enormous impact on the assessment of the operation of the whole ventilation system.

ISO 16890 Class:	ePM2,5 50%
Final recommended pressure drop:	300 Pa
EN 779:2012 Class:	M6
Final recommended pressure drop:	450 Pa
Max. operating temperature:	do 70°C
Permissible relative humidity:	do 85%RH

**Filtration material:** technology based on a mixture of fine and coarse glass fibers secured from the air outlet side in high strength synthetic nonwoven. Maximum air purification efficiency with minimum pressure drop. Very high storage capacity of contaminants with mechanical strength results in low operating and maintenance costs.

**Casing:** pockets connected by rigid plastic connectors and placed in a stable plastic frame, perfectly airtight and very robust construction; alternatively, pockets sewn together and placed on a wire grid of  $\varnothing=3.5$  mm, framed in galvanized sheet metal.

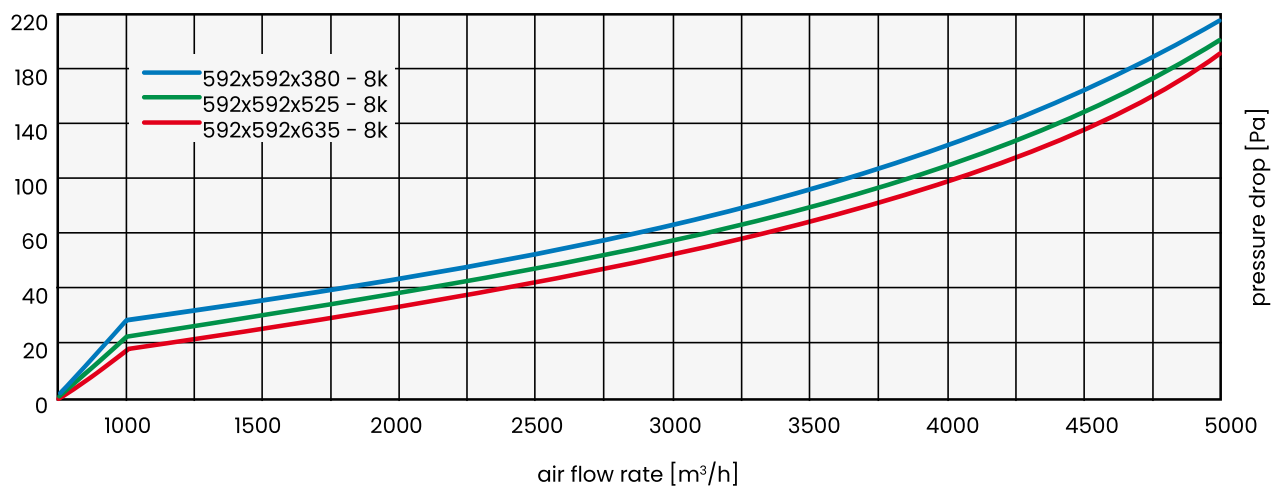
**Application:** as a pre-filter for absolute filters and as a 2<sup>nd</sup> stage filter for air conditioning, ventilation and heating systems. The filters are widely used in electronic, chemical, pharmaceutical, food, and machinery industries; in hospitals, offices, schools, theaters, shopping malls, hotels, paint shops, and others.




Product	UTC-6-6668	UTC-6-6658	UTC-6-6648	UTC-6-5666	UTC-6-5656	UTC-6-5646
Frame dimensions [mm]	592x592			490x592		
Number of pockets [n]	8			6		
Air flow rate [m³/h]	3400			2700		
Pocket depth [mm]	635	525	380	635	525	380
Initial pressure drop [Pa]	62	68	80	62	68	80

Product	UTC-6-3664	UTC-6-3654	UTC-6-3644	UTC-6-3364	UTC-6-3354	UTC-6-3344
Frame dimensions [mm]	287x592			287x287		
Number of pockets [n]	4			4		
Air flow rate [m³/h]	1700			800		
Pocket depth [mm]	635	525	380	635	525	380
Initial pressure drop [Pa]	62	68	80	62	68	80

Pressure loss as a function of flow rate for UltraTec 6/G filters



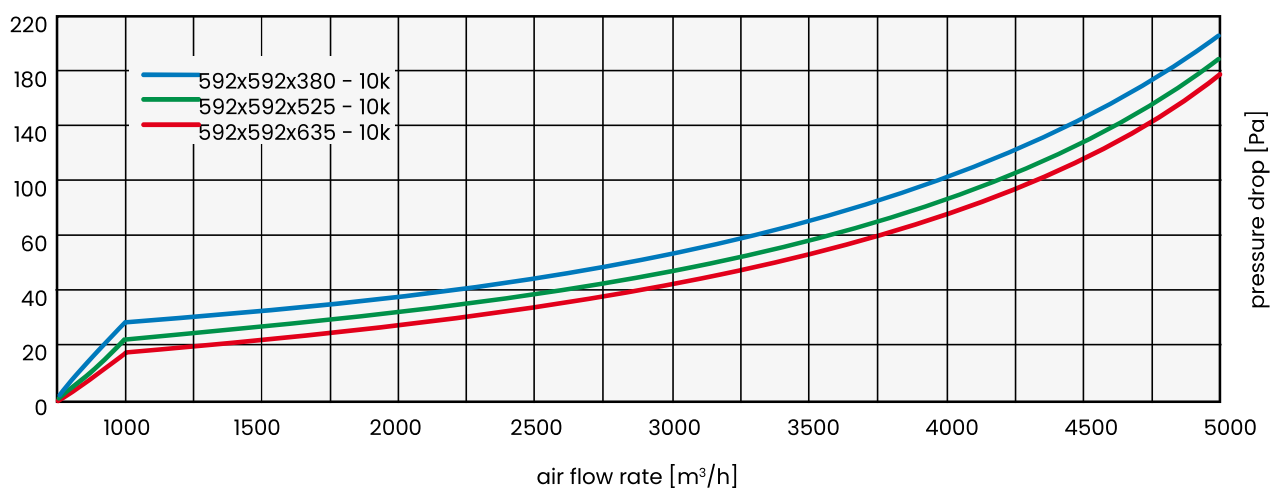
We reserve the right to make changes to the technical specifications at any time without prior notice, resulting from the continuous improvement of our products.



Product	UTG-6-66610	UTG-6-66510	UTG-6-66410	UTG-6-5668	UTG-6-5658	UTG-6-5648
Frame dimensions [mm]	592x592			490x592		
Number of pockets [n]	10			8		
Air flow rate [m³/h]	3400			2700		
Pocket depth [mm]	635	525	380	635	525	380
Initial pressure drop [Pa]	50	55	72	50	55	72


Product	UTG-6-3665	UTG-6-3655	UTG-6-3644	UTG-6-3365	UTG-6-3355	UTG-6-3345
Frame dimensions [mm]	287x592			287x287		
Number of pockets [n]	5			5		
Air flow rate [m³/h]	1700			800		
Pocket depth [mm]	635	525	380	635	525	380
Initial pressure drop [Pa]	50	55	72	50	55	72

Pressure loss as a function of flow rate for UltraTec 6/G filters



We reserve the right to make changes to the technical specifications at any time without prior notice, resulting from the continuous improvement of our products.

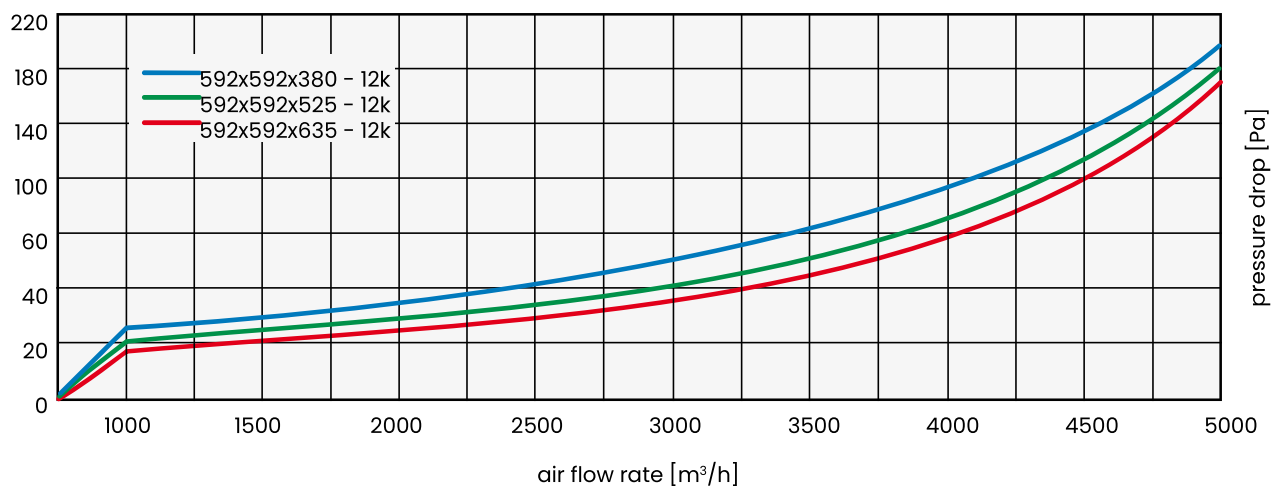




Product	UTG-6-66612	UTG-6-66512	UTG-6-66412	UTG-6-56610	UTG-6-56510	UTG-6-56410
Frame dimensions [mm]	592x592			490x592		
Number of pockets [n]	12			10		
Air flow rate [m³/h]	3400			2700		
Pocket depth [mm]	635	525	380	635	525	380
Initial pressure drop [Pa]	40	48	63	40	48	63

Product	UTG-6-3666	UTG-6-3656	UTG-6-3646	UTG-6-3366	UTG-6-3356	UTG-6-3346
Frame dimensions [mm]	287x592			287x287		
Number of pockets [n]	6			6		
Air flow rate [m³/h]	1700			800		
Pocket depth [mm]	635	525	380	635	525	380
Initial pressure drop [Pa]	40	48	63	40	48	63

Pressure loss as a function of flow rate for UltraTec 6/G filters



We reserve the right to make changes to the technical specifications at any time without prior notice, resulting from the continuous improvement of our products.

## pocket filters

## UltraTec 7/G



1. The latest generation glass nonwoven
2. High dust absorbency
3. Low pressure drop
4. Long filter lifespan
5. Low energy costs
6. Resistance to humidity
7. Flame retardant (F1 acc. DIN 53438)
8. Standard and custom sizes
9. Certified quality


The air supplied by ventilation and air conditioning systems is as clean as the filters clean it, and therefore the quality of the filters, their reliability, and durability have an enormous impact on the assessment of the operation of the whole ventilation system.

ISO 16890 Class:	ePM1 50%
Final recommended pressure drop:	300 Pa
EN 779:2012 Class:	F7
Final recommended pressure drop:	450 Pa
Max. operating temperature:	up to 70°C
Permissible relative humidity:	up to 85%RH

**Filtration material:** technology based on a mixture of fine and coarse glass fibers secured from the air outlet side in high strength synthetic nonwoven. Maximum air purification efficiency with minimum pressure drop. Very high storage capacity of contaminants with mechanical strength results in low operating and maintenance costs.

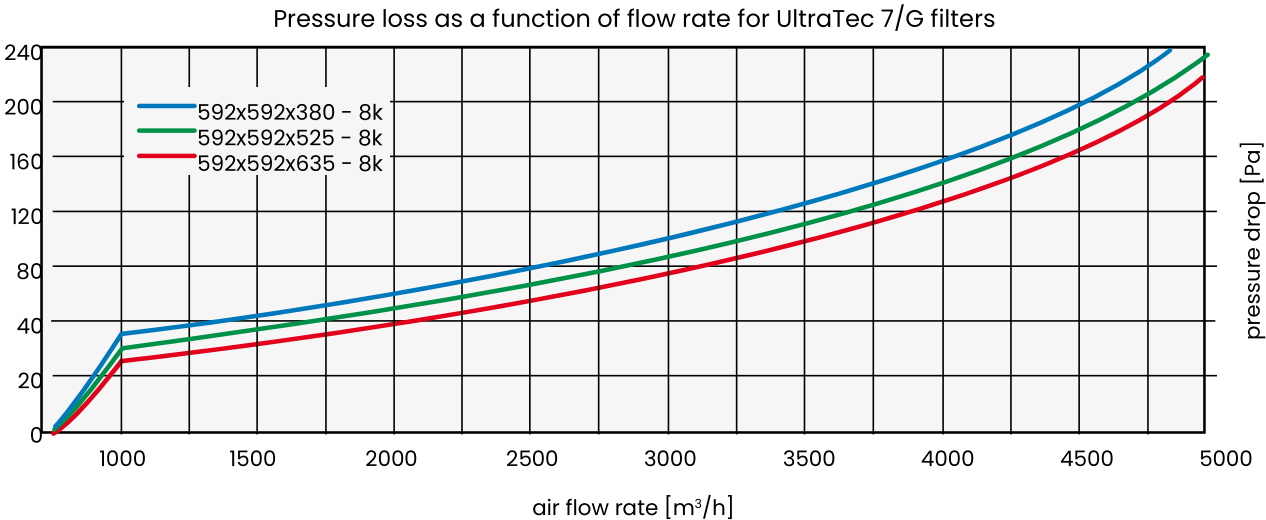
**Casing:** pockets connected by rigid plastic connectors and placed in a stable plastic frame, perfectly airtight and very robust construction; alternatively, pockets sewn together and placed on a wire grid of  $\varnothing=3.5$  mm, framed in galvanized sheet metal.

**Application:** as a pre-filter for absolute filters and as a 2<sup>nd</sup> stage filter for air conditioning, ventilation and heating systems. The filters are widely used in electronic, chemical, pharmaceutical, food, and machinery industries; in hospitals, offices, schools, theaters, shopping malls, hotels, paint shops, and others.

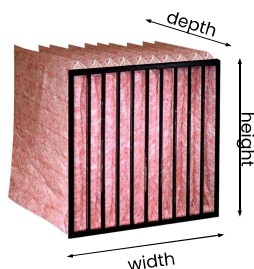


Product	UTG-7-6668	UTG-7-6658	UTG-7-6648	UTG-7-5666	UTG-7-5656	UTG-7-5646
Frame dimensions [mm]	592x592			490x592		
Number of pockets [n]	8			6		
Air flow rate [m³/h]	3400			2700		
Pocket depth [mm]	635	525	380	635	525	380
Initial pressure drop [Pa]	95	105	120	95	105	120

Product	UTG-7-3664	UTG-7-3654	UTG-7-3644	UTG-7-3364	UTG-7-3354	UTG-7-3344
Frame dimensions [mm]	287x592			287x287		
Number of pockets [n]	4			4		
Air flow rate [m³/h]	1700			800		
Pocket depth [mm]	635	525	380	635	525	380
Initial pressure drop [Pa]	95	105	120	95	105	120



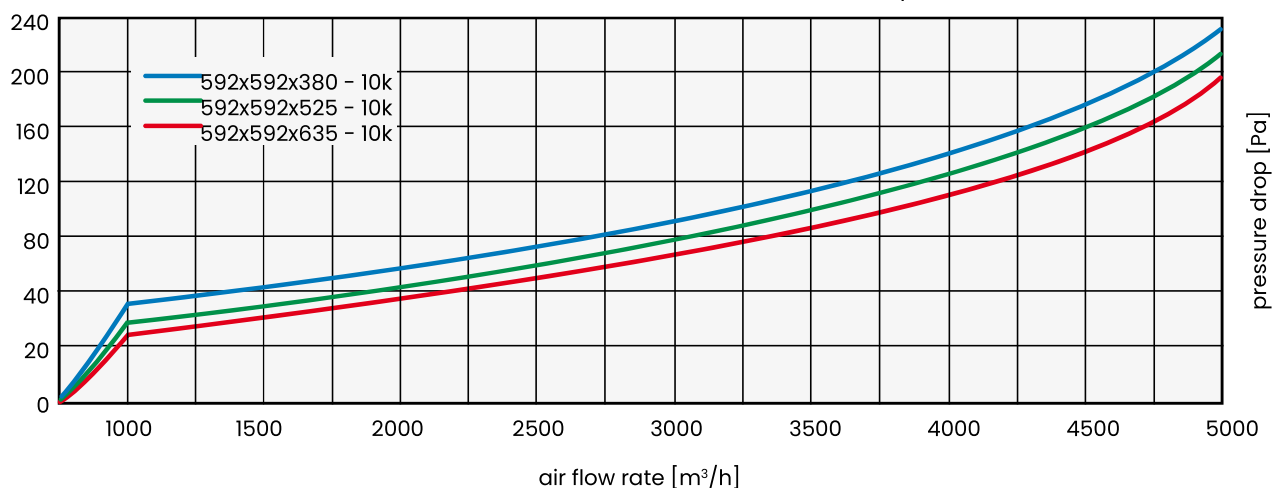
We reserve the right to make changes to the technical specifications at any time without prior notice, resulting from the continuous improvement of our products.




Product	UTG-7-66610	UTG-7-66510	UTG-7-66410	UTG-7-5668	UTG-7-5658	UTG-7-5648
Frame dimensions [mm]	592x592			490x592		
Number of pockets [n]	10			8		
Air flow rate [m³/h]	3400			2700		
Pocket depth [mm]	635	525	380	635	525	380
Initial pressure drop [Pa]	85	90	110	85	90	110

Product	UTG-7-3665	UTG-7-3655	UTG-7-3644	UTG-7-3365	UTG-7-3355	UTG-7-3345
Frame dimensions [mm]	287x592			287x287		
Number of pockets [n]	5			5		
Air flow rate [m³/h]	1700			800		
Pocket depth [mm]	635	525	380	635	525	380
Initial pressure drop [Pa]	85	90	110	85	90	110

Pressure loss as a function of flow rate for UltraTec 7/G filters



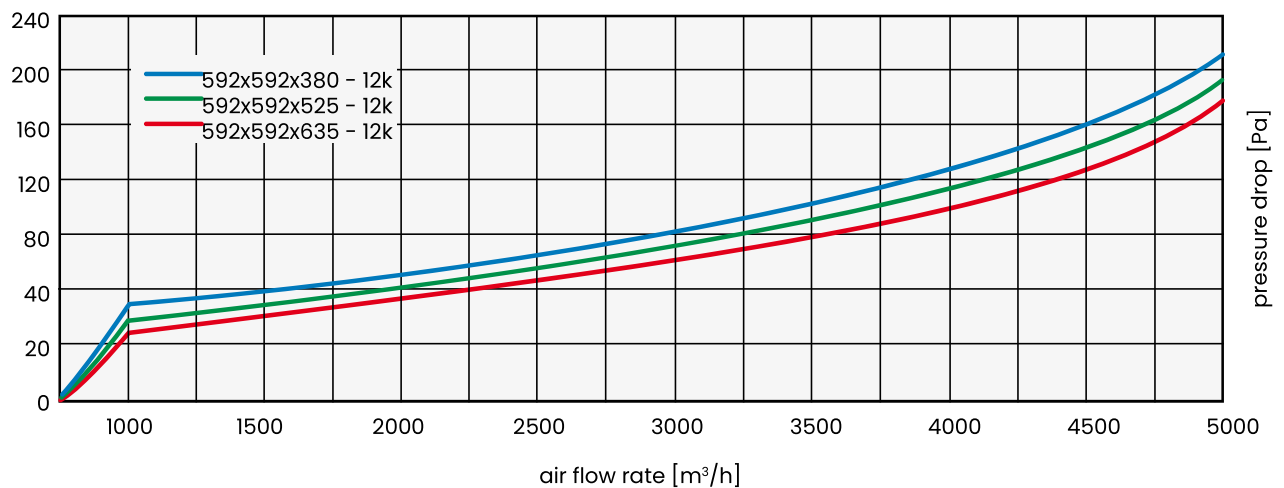
We reserve the right to make changes to the technical specifications at any time without prior notice, resulting from the continuous improvement of our products.



Product	UTG-7-66612	UTG-7-66512	UTG-7-66412	UTG-7-56610	UTG-7-56510	UTG-7-56410
Frame dimensions [mm]	592x592			490x592		
Number of pockets [n]	12			10		
Air flow rate [m³/h]	3400			2700		
Pocket depth [mm]	635	525	380	635	525	380
Initial pressure drop [Pa]	80	85	102	80	85	102

Product	UTG-7-3666	UTG-7-3656	UTG-7-3646	UTG-7-3366	UTG-7-3356	UTG-7-3346
Frame dimensions [mm]	287x592			287x287		
Number of pockets [n]	6			6		
Air flow rate [m³/h]	1700			800		
Pocket depth [mm]	635	525	380	635	525	380
Initial pressure drop [Pa]	80	85	102	80	85	102

Pressure loss as a function of flow rate for UltraTec 7/G filters



We reserve the right to make changes to the technical specifications at any time without prior notice, resulting from the continuous improvement of our products.

## pocket filters

## UltraTec 8/G



1. The latest generation glass nonwoven
2. High dust absorbency
3. Low pressure drop
4. Long filter lifespan
5. Low energy costs
6. Resistance to humidity
7. Flame retardant (F1 acc. DIN 53438)
8. Standard and custom sizes
9. Certified quality

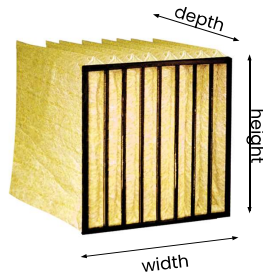
The air supplied by ventilation and air conditioning systems is as clean as the filters clean it, and therefore the quality of the filters, their reliability, and durability have an enormous impact on the assessment of the operation of the whole ventilation system.

ISO 16890 Class:	ePM1 70%
Final recommended pressure drop:	300 Pa
EN 779:2012 Class:	F8
Final recommended pressure drop:	450 Pa
Max. operating temperature:	up to 70°C
Permissible relative humidity:	up to 85%RH

**Filtration material:** technology based on a mixture of fine and coarse glass fibers secured from the air outlet side in high strength synthetic nonwoven. Maximum air purification efficiency with minimum pressure drop. Very high storage capacity of contaminants with mechanical strength results in low operating and maintenance costs.

**Casing:** pockets connected by rigid plastic connectors and placed in a stable plastic frame, perfectly airtight and very robust construction; alternatively, pockets sewn together and placed on a wire grid of  $\varnothing=3.5$  mm, framed in galvanized sheet metal.

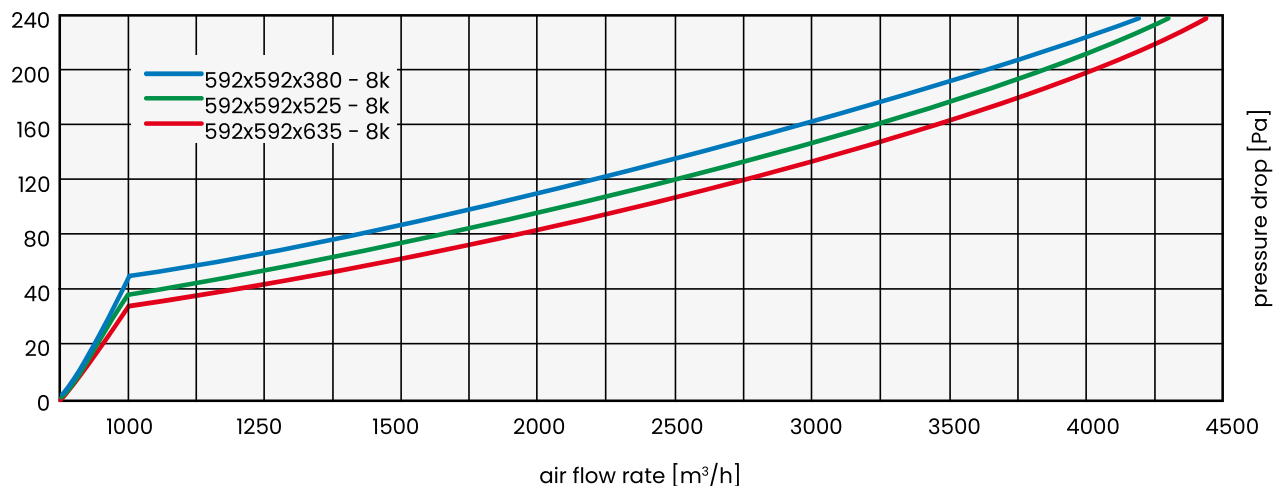
**Application:** as a pre-filter for absolute filters and as a filter of 2<sup>nd</sup> and 3<sup>rd</sup> stage of air purification in air conditioning, ventilation and heating systems. The filters are widely used in electronic, chemical, pharmaceutical, food, and machinery industries; in hospitals, offices, schools, theaters, shopping malls, hotels, paint shops, and others.



Product	UTG-8-6668	UTG-8-6658	UTG-8-6648	UTG-8-5666	UTG-8-5656	UTG-8-5646
Frame dimensions [mm]	592x592			490x592		
Number of pockets [n]	8			6		
Air flow rate [m³/h]	2700			2200		
Pocket depth [mm]	635	525	380	635	525	380
Initial pressure drop [Pa]	115	130	150	115	130	150


Product	UTG-8-3664	UTG-8-3654	UTG-8-3644	UTG-8-3364	UTG-8-3354	UTG-8-3344
Frame dimensions [mm]	287x592			287x287		
Number of pockets [n]	4			4		
Air flow rate [m³/h]	1200			700		
Pocket depth [mm]	635	525	380	635	525	380
Initial pressure drop [Pa]	115	130	150	115	130	150

Pressure loss as a function of flow rate for UltraTec 8/G filters



We reserve the right to make changes to the technical specifications at any time without prior notice, resulting from the continuous improvement of our products.

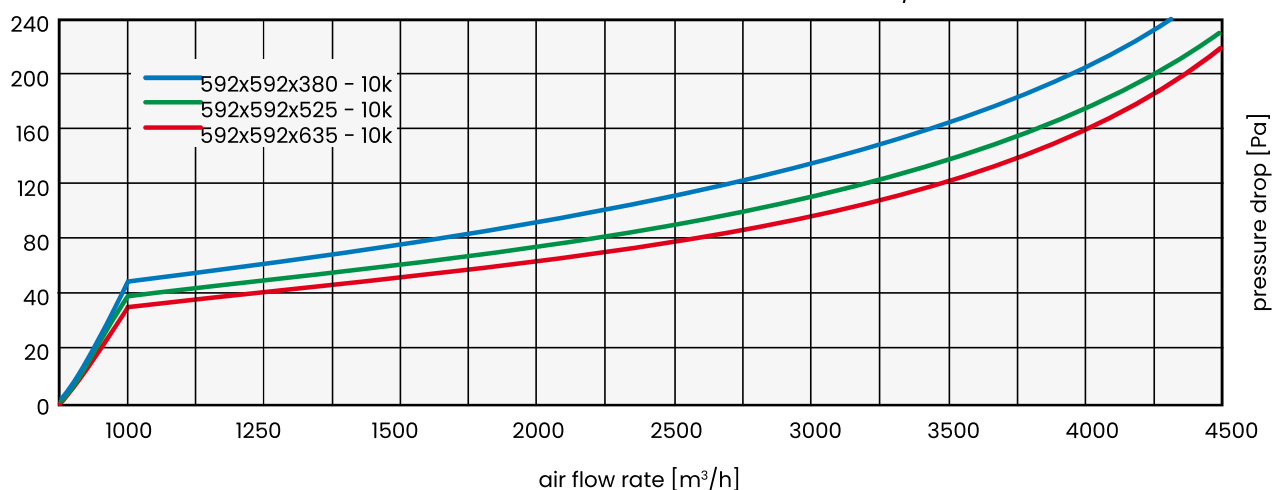




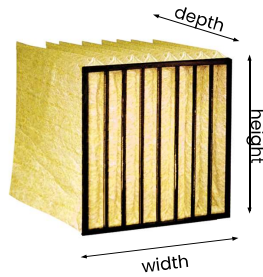
Product	UTG-8-66610	UTG-8-66510	UTG-8-66410	UTG-8-5668	UTG-8-5658	UTG-8-5648
Frame dimensions [mm]	592x592			490x592		
Number of pockets [n]	10			8		
Air flow rate [m³/h]	3400			2700		
Pocket depth [mm]	635	525	380	635	525	380
Initial pressure drop [Pa]	110	130	160	110	130	160

Product	UTG-8-3665	UTG-8-3655	UTG-8-3644	UTG-8-3365	UTG-8-3355	UTG-8-3345
Frame dimensions [mm]	287x592			287x287		
Number of pockets [n]	5			5		
Air flow rate [m³/h]	1700			800		
Pocket depth [mm]	635	525	380	635	525	380
Initial pressure drop [Pa]	110	130	160	110	130	160

Pressure loss as a function of flow rate for UltraTec 8/G filters



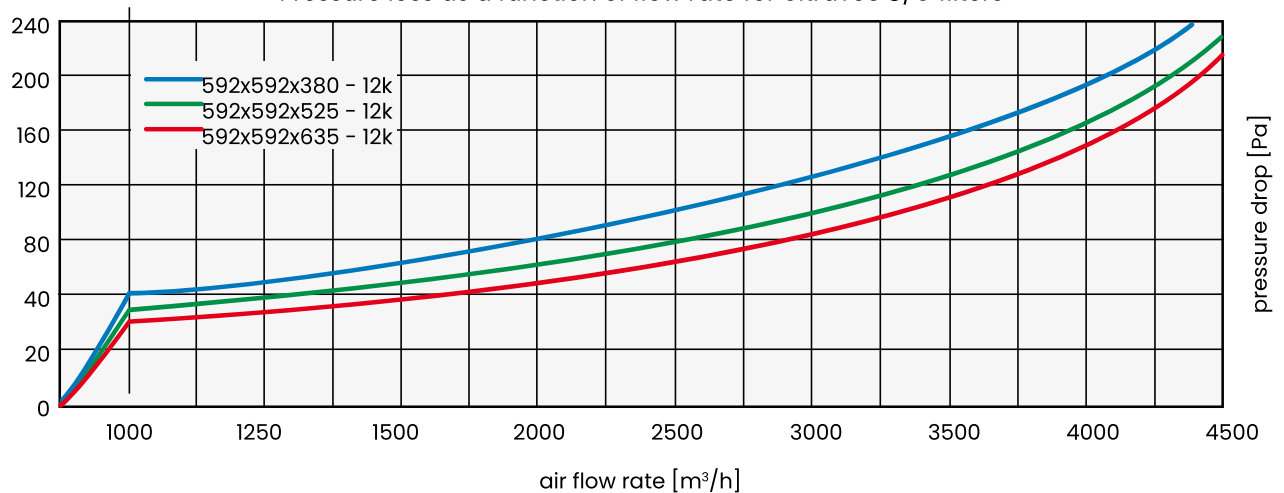
We reserve the right to make changes to the technical specifications at any time without prior notice, resulting from the continuous improvement of our products.



Product	UTG-8-66612	UTG-8-66512	UTG-8-66412	UTG-8-56610	UTG-8-56510	UTG-8-56410
Frame dimensions [mm]	592x592			490x592		
Number of pockets [n]	12			10		
Air flow rate [m³/h]	3400			2700		
Pocket depth [mm]	635	525	380	635	525	380
Initial pressure drop [Pa]	95	120	150	95	120	150

Product	UTG-8-3666	UTG-8-3656	UTG-8-3646	UTG-8-3366	UTG-8-3356	UTG-8-3346
Frame dimensions [mm]	287x592			287x287		
Number of pockets [n]	6			6		
Air flow rate [m³/h]	1700			800		
Pocket depth [mm]	635	525	380	635	525	380
Initial pressure drop [Pa]	95	120	150	95	120	150

Pressure loss as a function of flow rate for UltraTec 8/G filters



We reserve the right to make changes to the technical specifications at any time without prior notice, resulting from the continuous improvement of our products.

## pocket filters

## UltraTec 9/G



1. The latest generation glass nonwoven
2. High dust absorbency
3. Low pressure drop
4. Long filter lifespan
5. Low energy costs
6. Resistance to humidity
7. Flame retardant (F1 acc. DIN 53438)
8. Standard and custom sizes
9. Certified quality


The air supplied by ventilation and air conditioning systems is as clean as the filters clean it, and therefore the quality of the filters, their reliability, and durability have an enormous impact on the assessment of the operation of the whole ventilation system.

ISO 16890 Class:	ePM1 85%
Final recommended pressure drop:	300 Pa
EN 779:2012 Class:	F9
Final recommended pressure drop:	450 Pa
Max. operating temperature:	up to 70°C
Permissible relative humidity:	up to 85%RH

**Filtration material:** technology based on a mixture of fine and coarse glass fibers secured from the air outlet side in high strength synthetic nonwoven. Maximum air purification efficiency with minimum pressure drop. Very high storage capacity of contaminants with mechanical strength results in low operating and maintenance costs.

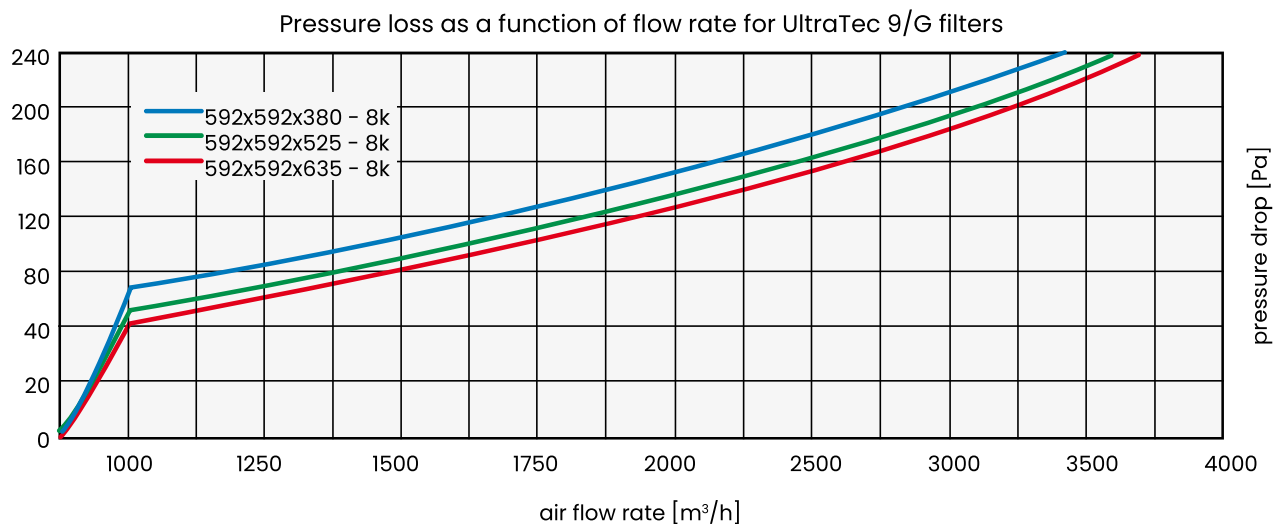
**Casing:** pockets connected by rigid plastic connectors and placed in a stable plastic frame, perfectly airtight and very robust construction; alternatively, pockets sewn together and placed on a wire grid of  $\varnothing=3.5$  mm, framed in galvanized sheet metal.

**Application:** as a pre-filter for absolute filters and as a filter of 2<sup>nd</sup> and 3<sup>rd</sup> stage of air purification in air conditioning, ventilation and heating systems. The filters are widely used in electronic, chemical, pharmaceutical, food, and machinery industries; in hospitals, offices, schools, theaters, shopping malls, hotels, paint shops, and others.

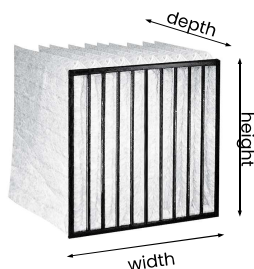


Product	UTG-9-6668	UTG-9-6658	UTG-9-6648	UTG-9-5666	UTG-9-5656	UTG-9-5646
Frame dimensions [mm]	592x592			490x592		
Number of pockets [n]	8			6		
Air flow rate [m³/h]	2700			2200		
Pocket depth [mm]	635	525	380	635	525	380
Initial pressure drop [Pa]	170	180	200	170	180	200

Product	UTG-9-3664	UTG-9-3654	UTG-9-3644	UTG-9-3364	UTG-9-3354	UTG-9-3344
Frame dimensions [mm]	287x592			287x287		
Number of pockets [n]	4			4		
Air flow rate [m³/h]	1200			700		
Pocket depth [mm]	635	525	380	635	525	380
Initial pressure drop [Pa]	170	180	200	170	180	200



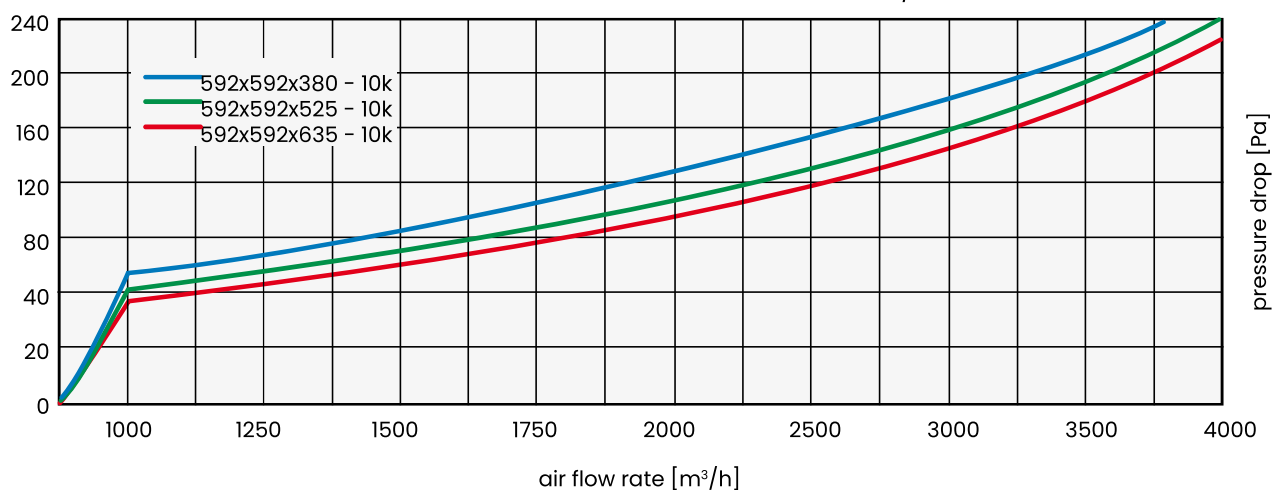
We reserve the right to make changes to the technical specifications at any time without prior notice, resulting from the continuous improvement of our products.



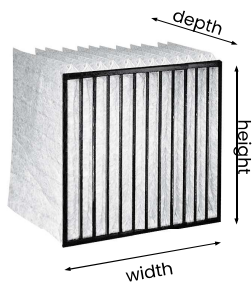
Product	UTG-9-66610	UTG-9-66510	UTG-9-66410	UTG-9-5668	UTG-9-5658	UTG-9-5648
Frame dimensions [mm]	592x592			490x592		
Number of pockets [n]	10			8		
Air flow rate [m³/h]	3400			2700		
Pocket depth [mm]	635	525	380	635	525	380
Initial pressure drop [Pa]	165	180	210	165	180	210

Product	UTG-9-3665	UTG-9-3655	UTG-9-3645	UTG-9-3365	UTG-9-3355	UTG-9-3345
Frame dimensions [mm]	287x592			287x287		
Number of pockets [n]	5			5		
Air flow rate [m³/h]	1700			800		
Pocket depth [mm]	635	525	380	635	525	380
Initial pressure drop [Pa]	165	180	210	165	180	210

Pressure loss as a function of flow rate for UltraTec 9/G filters

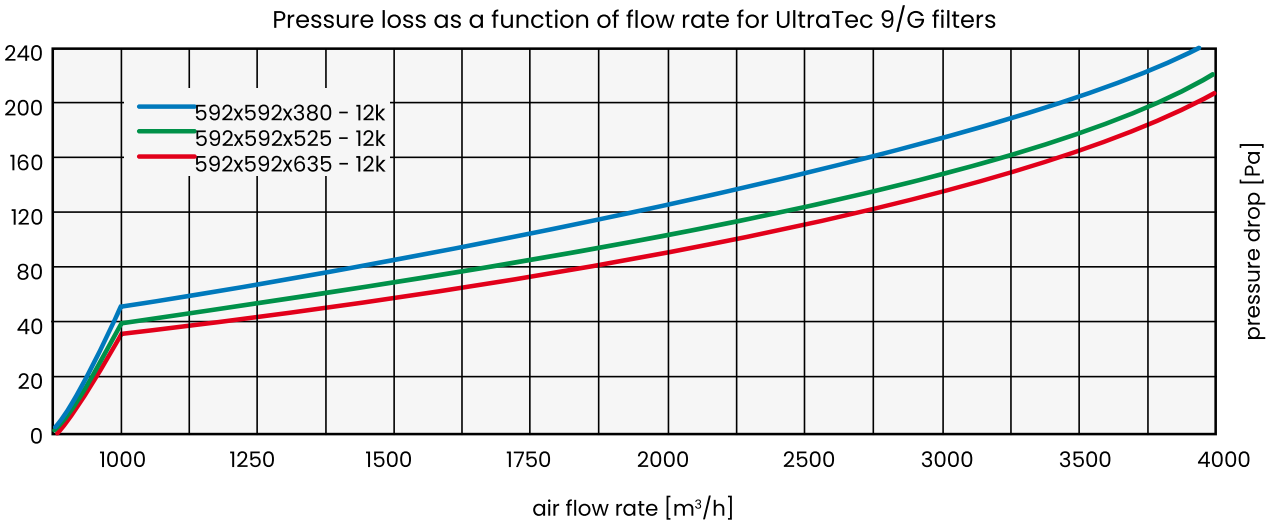


We reserve the right to make changes to the technical specifications at any time without prior notice, resulting from the continuous improvement of our products.



Product	UTG-9-66612	UTG-9-66512	UTG-9-66412	UTG-9-56610	UTG-9-56510	UTG-9-56410
Frame dimensions [mm]	592x592			490x592		
Number of pockets [n]	12			10		
Air flow rate [m³/h]	3400			2700		
Pocket depth [mm]	635	525	380	635	525	380
Initial pressure drop [Pa]	150	170	200	150	170	200

Product	UTG-9-3666	UTG-9-3656	UTG-9-3646	UTG-9-3366	UTG-9-3356	UTG-9-3346
Frame dimensions [mm]	287x592			287x287		
Number of pockets [n]	6			6		
Air flow rate [m³/h]	1700			800		
Pocket depth [mm]	635	525	380	635	525	380
Initial pressure drop [Pa]	150	170	200	150	170	200



We reserve the right to make changes to the technical specifications at any time without prior notice, resulting from the continuous improvement of our products.

# 07

## COMPACT FILTERS

UltraKomp V	110
UltraKomp V440	112



## compact filters

## UltraKomp V



Filtration material: hydrophobic glass fiber  
(glass microfibers)

Separators: hot melt

Casing: plastic

Bonding: two-component (polyurethane)

Max. operating temperature: 80°C

Permissible relative humidity: 100%

Final recommended pressure drop: 450 Pa

**Application:** they are used in ventilation and air conditioning systems as pre-filters for absolute filters and as final filters for rooms / processes requiring lower air parameters, in microelectronics, medicine, chemistry, pharmacy, microbiology.

**Optional:** UltraKomp V filters can be equipped with a sealing gasket on the air outlet side as well as with protective nets that prevent the filter pack from being torn out in Casing of unexpected overloading.

110

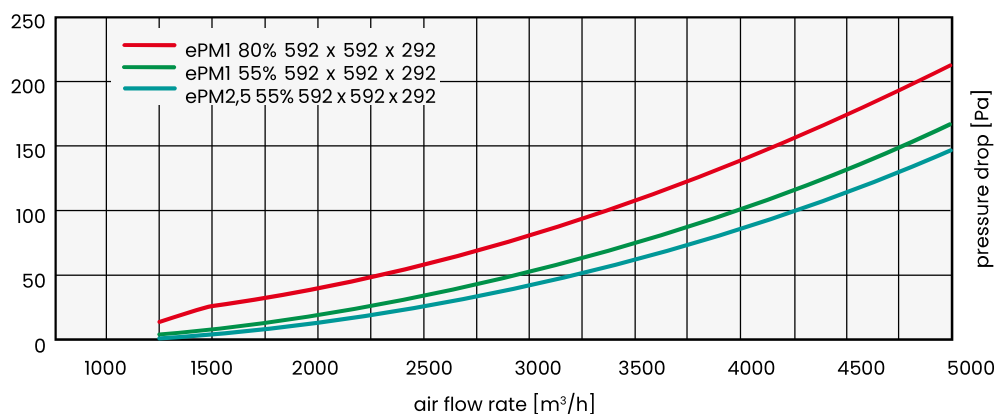
1. High dust absorbency
2. Low pressure drop
3. Long filter lifespan
4. Resistance to humidity
5. Flame retardant (F1 acc. DIN 53438)
6. Disposal without toxic compounds



We reserve the right to make changes to the technical specifications at any time without prior notice, resulting from the continuous improvement of our products.

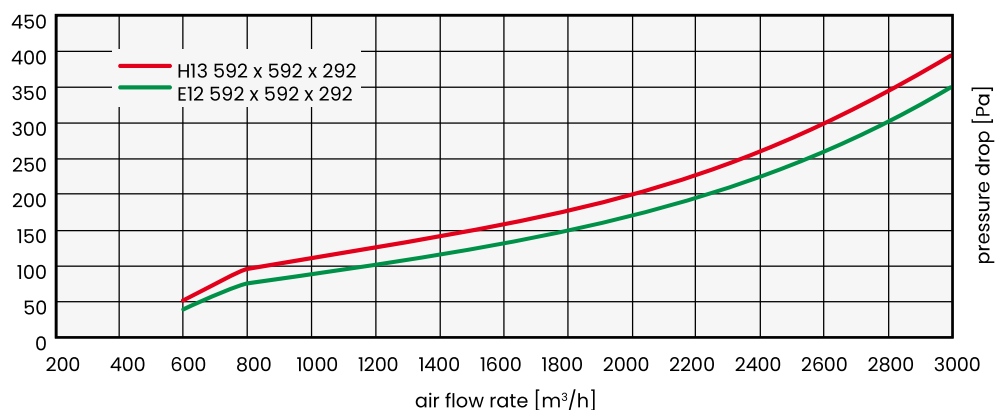
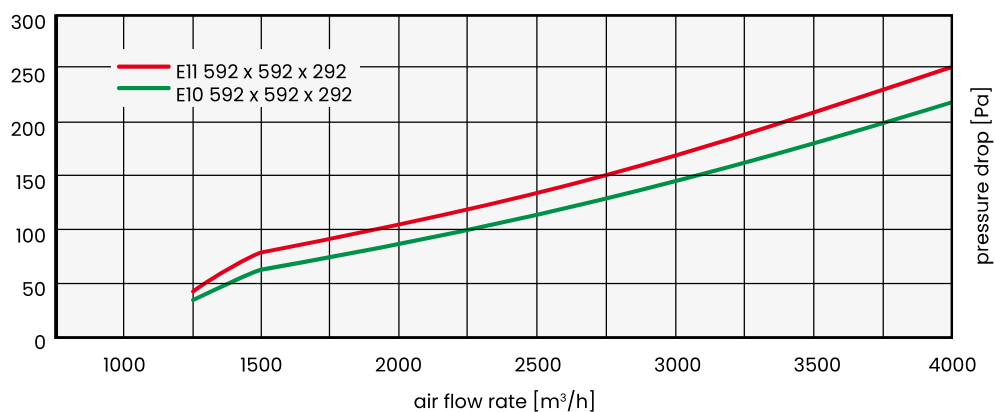
Technical data for various UltraKomp V filter models

Product	Dimensions [mm]			Filtration Area [m <sup>2</sup> ]	Air Flow Rate [m <sup>3</sup> /h]	Initial Pressure Drop [Pa]		
	W	H	D			M6/ePM2,5 55%	F7/ePM1 55%	F9/ePM1 80%
UltraKomp V	592	287	292	8,5	1750	70	85	125
	592	492	292	15	2800	70	85	125
	592	592	292	18	3400	70	85	125



Technical data for various UltraKomp V filter models

Product	Dimensions [mm]			Filtration Area [m <sup>2</sup> ]	Air Flow Rate [m <sup>3</sup> /h]	Initial Pressure Drop [Pa]			
	W	H	D			E10	E11	E12	H13
UltraKomp V	592	287	292	10	1750	170	200	240	280
	592	492	292	18	2800	170	200	240	280
	592	592	292	22	3400	170	200	240	280



We reserve the right to make changes to the technical specifications at any time without prior notice, resulting from the continuous improvement of our products.

compact filters

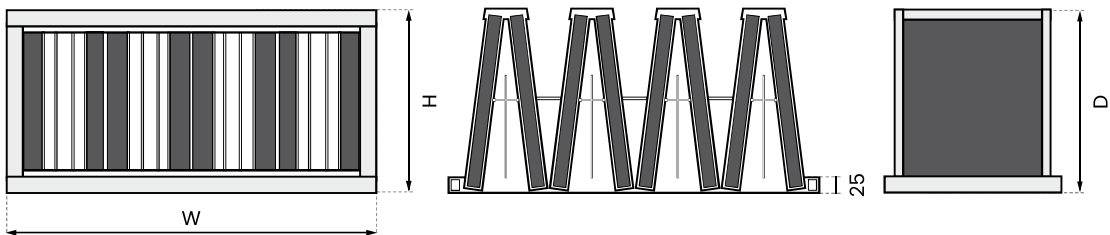


UltraKomp V440

Filtration material:	hydrophobic glass fiber (glass microfibers)
Separators:	hot melt
Casing:	plastic
Bonding:	two-component (polyurethane)
Max. operating temperature:	80°C
Permissible relative humidity:	100%
Final recommended pressure drop:	450 Pa

**Application:** they are used in ventilation and air conditioning systems as pre-filters for absolute filters and as final filters for rooms / processes requiring lower air parameters, in microelectronics, medicine, chemistry, pharmacy, microbiology.

- 112
- 1. Maximum bandwidth
  - 2. Damage protection
  - 3. High dust absorbency
  - 4. Low pressure drop
  - 5. Long filter lifespan
  - 6. Resistance to humidity
  - 7. Flame retardant (F1 acc. DIN 53438)



Technical data for various UltraKomp V440 filter models

Product	Dimensions [mm]			Filtration Area [m²]	Air Flow Rate [m³/h]	Initial Pressure Drop [Pa]			
	W	H	D			M6/ePM2,5 55%	F7/ePM1 55%	F9/ePM1 80%	E10
UltraKomp V440	592	287	440	16	1750	60	70	95	125
	592	492	440	27	2800	60	70	95	125
	592	592	440	32	3400	60	70	95	125

We reserve the right to make changes to the technical specifications at any time without prior notice, resulting from the continuous improvement of our products.

08

## HIGH-TEMPERATURE HT FILTERS

UltraKomp HT SSP	114
UltraKomp V HT	115
UltraMas HT	117
UltraMet V292 HT	119
UltraKas HT 40/55/78	121
HT 300	122
UltraKas HT 200	123



350°C

silicone  
FREE

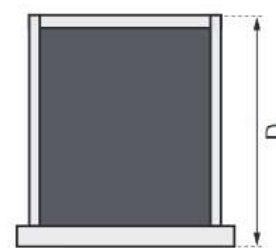
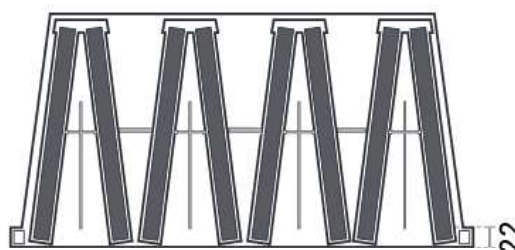
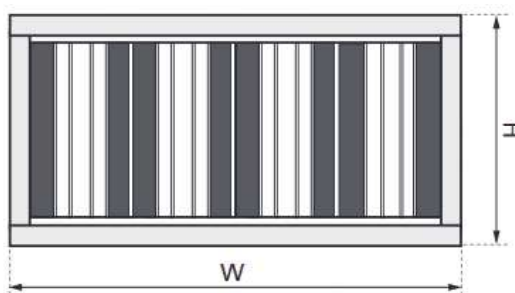
# UltraKomp HT SSP



ISO 16890 Class:	ePM10 60%, ePM1 60%
EN 779:2012 Class:	M6, F8
Filtration material:	glass microfibers
Separators:	fiberglass
Casing:	galvanized steel, protective mesh filters are silicone-free
Sealing gasket:	resistance to high temperature
Final recommended pressure drop:	450 Pa
Operating temperature:	up to 350°C

**Application:** the HT SSP filter series has been designed to filter hot air up to 350°C. The filters are also designed to operate in harsh environments where there is concern about shocks, pulsations, and rapid changes in air flow. They are often used in industrial equipment placed near furnaces, particularly in paint shops, coating plants, incinerators, as well as in gas turbines, etc.

1. Silicone-free sealing
2. Resistance to high temperatures up to 350°C
3. High dust absorbency
4. Low pressure drop
5. Long filter lifespan
6. Low operating costs
7. Flame retardant (F1 acc. DIN 53438)



UltraKomp 292 HT SSP filters

Product	Dimensions [mm]			Filtration Area [m²]	Air flow rate [m³/h]	Initial pressure drop [Pa]	
	W	H	D			M6/ePM10 60%	F8/ePM1 60%
UltraKomp HT SSP	287	592	292	7	1700	100	135
	492	592	292	12	2500	100	135
	592	592	292	15	3400	100	135
	305	610	400	11	1700	80	110
	490	610	400	18	2500	80	110
	610	610	400	22	3400	80	110
	287	592	400	11	1700	80	110
	492	592	400	18	2500	80	110
	592	592	400	22	3400	80	110

We reserve the right to make changes to the technical specifications at any time without prior notice, resulting from the continuous improvement of our products.



120°C

## UltraKomp V HT



Filtration material:	hydrophobic fiberglass (glass microfibers)
Casing:	plastic
Bonding:	two-component (polyurethane)
Separators:	resistant to high temperature hot melt adhesive
Operating temperature:	100°C
Temperature spikes:	up to 120°C
Final recommended pressure drop:	450 Pa

**Application:** filters with increased working temperature up to 100°C and temporary peaks up to 120°C are adopted for ventilation devices used in production processes where hot purified air is required. Most often UltraKompV HT filters are used in the pharmaceutical and food industries.

1. Operating temperature 100°C
2. Temperature spikes up to 120°C
3. High dust absorbency
4. Low pressure drop
5. Long filter lifespan
6. Resistance to humidity
7. Flame retardant (F1 acc. DIN 53438)
8. Disposal without toxic compounds

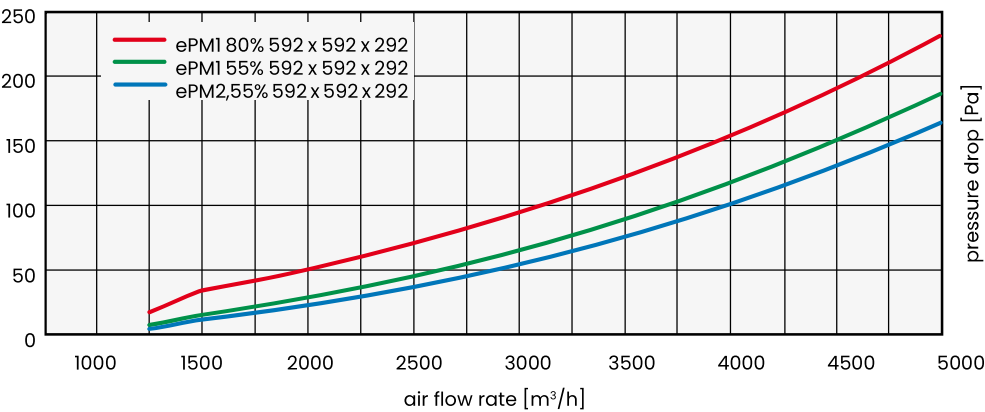
115



We reserve the right to make changes to the technical specifications at any time without prior notice, resulting from the continuous improvement of our products.

Technical data for various models of UltraKomp V HT filter classes: ePM2,5 55%, ePM1 55%, ePM1 80%

Product	Dimensions [mm]			Filtration Area [m²]	Air flow rate [m³/h]	Initial pressure drop [Pa]		
	W	H	D			M6/ePM2,5 55%	F7/ePM1 55%	F9/ePM1 80%
UltraKompV HT	592	292	292	8,5	1750	70	85	125
	592	492	292	15	2800	70	85	125
	592	592	292	18	3400	70	85	125



We reserve the right to make changes to the technical specifications at any time without prior notice, resulting from the continuous improvement of our products.





270°C

silicone  
FREE



1. High dust absorbency
2. Low pressure drop
3. Long filter lifespan
4. Resistance to humidity
5. Flame retardant (F1 acc. DIN 53438)
6. Disposal without toxic compounds

## high-temperature filters

### UltraMas HT

ISO 16890 Class: ePM10 65%, ePM1 65%

EN 779:2012 Class: M6, F8

3 variants:

UltraMas HT 1H - flange on one side

UltraMas HT 2H - flanges on both sides

UltraMas HT - plain box

Filtration material: glass microfibers

Separators: aluminum

Casing: galvanized or stainless steel  
filters are silicone-free

Sealing gasket: resistance to high temperature

Operating temperature: up to 270°C

Final recommended pressure drop: 450 Pa

**Application:** the UltraMas HT filter series has been designed to filter hot air up to 270°C. The filters are also designed to operate in harsh environments where there is concern about shocks, pulsations, and rapid changes in air flow. They are often used in industrial equipment placed near furnaces, particularly in paint shops as well as coating plants, etc.



UltraMas HT filters with one or two flanges

Surface area	Dimensions [mm]			Filtration area [m <sup>2</sup> ]	Flow rate at the initial pressure drop [m <sup>3</sup> /h] / Pa	
	W	H	D		M6 / ePM10 65%	F8 / ePM1 65%
standard	287	592	292	4,5	1700 / 130	1700 / 150
	492	592	292	7,5	2500 / 130	2500 / 150
	592	592	292	9,0	3400 / 130	3400 / 150
enlarged*	287	592	292	6,0	1700 / 140	1700 / 160
	492	592	292	9,0	2500 / 140	2500 / 160
	592	592	292	12,0	3400 / 140	3400 / 160
standard	305	610	292	6,0	2125 / 130	2125 / 160
	490	610	292	9,0	3400 / 130	3400 / 160
	610	610	292	12,0	4250 / 130	4250 / 160
enlarged*	305	610	292	7,0	2125 / 130	2125 / 160
	490	610	292	11,0	3400 / 130	3400 / 160
	610	610	292	14,0	4250 / 130	4250 / 160

\* increased surface area in filters allows for less frequent filter changes



UltraMas HT filters without flange

Surface area	Dimensions [mm]			Filtration area [m <sup>2</sup> ]	Flow rate at the initial pressure drop [m <sup>3</sup> /h] / Pa	
	W	H	D		M6 / ePM10 65%	F8 / ePM1 65%
standard	305	610	292	6,0	2125 / 130	2125 / 160
	490	610	292	9,0	3400 / 130	3400 / 160
	610	610	292	12,0	4250 / 130	4250 / 160
enlarged*	305	610	292	7,0	2125 / 130	2125 / 160
	490	610	292	11,0	3400 / 130	3400 / 160
	610	610	292	14,0	4250 / 130	4250 / 160


\* increased surface area in filters allows for less frequent filter changes

We reserve the right to make changes to the technical specifications at any time without prior notice, resulting from the continuous improvement of our products.



120°C

## UltraMet V292 HT

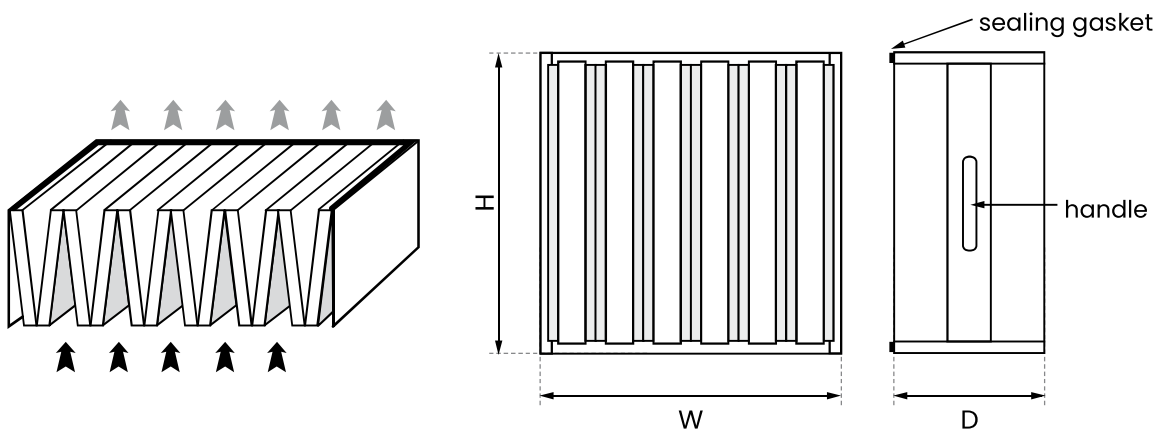


1. Operating temperature 100°C
2. Temperature spikes up to 120°C
3. Durable and rigid construction
4. High dust absorbency
5. Low pressure drop
6. Long filter lifespan
7. Low energy costs
8. Resistance to humidity
9. Flame retardant (Fl acc. DIN 53438)

Filtration material:	hydrophobic fiberglass (glass microfibers)
Separators:	hot melt
Casing:	galvanized or stainless steel
Bonding:	two-component cold-mixed (polyurethane),
Sealing gasket:	on one side of the filter (continuous foam or flat)
Operating temperature:	100°C
Temperature spikes:	up to 120°C
Final recommended pressure drop:	450 Pa

**Application:** high-temperature filters for 100°C and temporary peaks up to 120°C are used in production processes where hot purified air is required. They are most commonly used in the pharmaceutical and food industries in conditions where they are tasked with filtering very large volumes of air while maintaining a high level of air purity. The V-shaped design technology is characterized by a large filtration area and low air flow resistance.

119

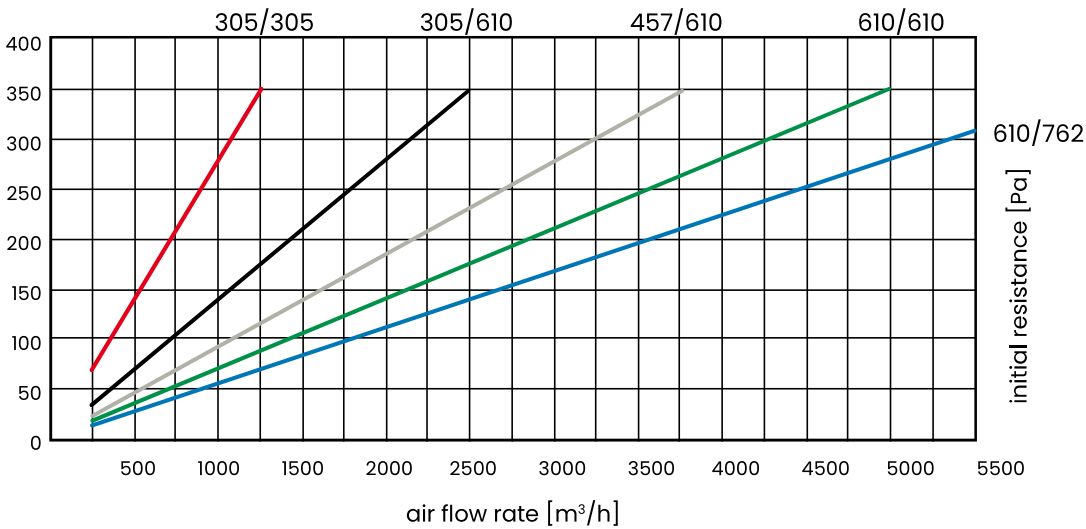


We reserve the right to make changes to the technical specifications at any time without prior notice, resulting from the continuous improvement of our products.

Product	Dimensions [mm]			Filtration Area [m²]	Air flow rate [m³/h]	Initial pressure drop [Pa]	
	W	H	D			H13	H14
UltraMetV292 HT	305	305	292	6	700	240	260
	305	610	292	13	1500	240	260
	457	610	292	18	2000	240	260
	610	610	292	22	2500	240	260
	610	762	292	26	3000	240	260

Pressure drop diagram for UltraMet V292 HT filters in H13 class with maximum bandwidth

120



We reserve the right to make changes to the technical specifications at any time without prior notice, resulting from the continuous improvement of our products.



350°C



1. Resistance to high temperatures
2. High dust absorbency
3. Low pressure drop
4. Long filter lifespan
5. Low operating costs
6. Flame retardant (Fl acc. DIN 53438)

## high-temperature filters

# UltraKas HT 40/55/78

ISO 16890 Class:	ePM10 60%, ePM1 65%
EN 779:2012 Class:	M6, F8
Filtration material:	hydrophobic fiberglass (glass microfibers)
Separators:	fiberglass strips
Casing:	aluminum, protective nets on both sides
Sealing gasket:	fiberglass
Temperature spikes:	up to 350°C
Final recommended pressure drop:	450 Pa

**Application:** UltraKas HT 40/55/78 filter series has been designed to filter hot air up to 350°C. The filters are often used in industrial equipment placed near furnaces, particularly in paint shops, coating plants, as well as incinerators, etc.

121

Standard UltraKas HT 40/55/78 filter sizes

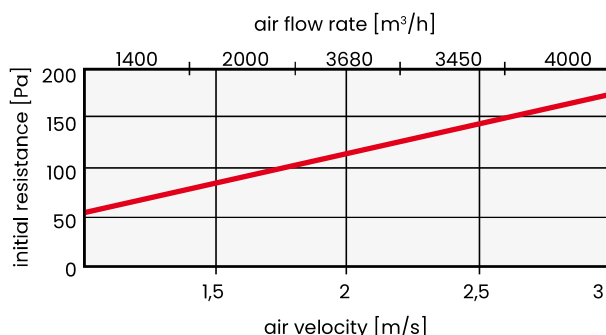
Product	Dimensions [mm]			Filtration Area [m²]	Air flow rate [m³/h]	Initial pressure drop [Pa]	
	W	H	D			M6/ePM10 60%	F8/ePM1 65%
UltraKas HT	480	480	40	3,3	990	45	100
	610	610	40	5,4	1600	45	100
	610	915	40	8,1	2400	45	100
	457	915	40	6,1	1800	45	100
	480	480	55	4,6	1240	70	100
	610	610	55	7,5	2000	70	100
	610	915	55	11,2	3000	70	100
	457	915	55	8,5	2250	70	100
	480	480	78	4,6	1240	70	100
	610	610	78	7,5	2000	70	100
	610	915	78	11,2	3000	70	100
	457	915	78	8,5	2250	70	100

We reserve the right to make changes to the technical specifications at any time without prior notice, resulting from the continuous improvement of our products.



122

1. 100% fiberglass
2. High temperature up to 300°C
3. High efficiency
4. Low pressure drop
5. Long filter lifespan
6. Low operating costs
7. Flame retardant (F1 acc. DIN 53438)



## high-temperature filters

# HT 300

ISO 16890 Class:	ISO Coarse 60%
EN 779:2012 Class:	G4
Average filtration rate ( $A_m$ ):	~95 %
Air flow rate	1 m/s
Initial resistance:	58 Pa
Final recommended pressure drop:	210 Pa
Max. operating temperature:	300°C
Permissible relative humidity:	100%
Standard sizes:	240 × 480 × 14 mm
	480 × 480 × 14 mm
	595 × 595 × 14 mm
	610 × 610 × 14 mm

**Construction:** progressively built-up glass microfibers bound together by a heat-resistant adhesive. A glass microfiber coating at the outlet that doesn't allow individual fibers to escape.

**Casing:** aluminum.

**Application:** the HT 300 filters are designed to filter hot air up to 300°C. The filters are often used in industrial equipment placed near furnaces, particularly in paint shops, coating plants, dryer houses and incinerators.

We reserve the right to make changes to the technical specifications at any time without prior notice, resulting from the continuous improvement of our products.



## high-temperature filters



# HT 200

ISO 16890 Class:	ISO Coarse 80%
EN 779:2012 Class:	M5
Initial filtration efficiency:	92 %
Air flow rate:	0,25 m/s
Initial pressure drop:	25 Pa
Final recommended pressure drop:	210 Pa
Max. operating temperature:	200°C
Permissible relative humidity:	100%

**Filtration material:** technology based on thermal bonding of pure, homogeneous and durable synthetic nonwoven (100% polyester), progressively built-up (increasing fiber density) to ensure maximum efficiency in removing dust from the air with minimal pressure drop and long filter service life, resulting in low operating and maintenance costs.

**Application:** UltraKas HT 200 filters are designed to filter hot air up to 200°C. The filters are often used in industrial equipment placed near furnaces, particularly in paint shops, coating plants, dryer houses and incinerators.

1. Synthetic nonwovens  
– 100% polyester
2. High dust absorbency
3. Low pressure drop
4. Long filter lifespan
5. Resistance to humidity
6. Flame retardant (FI acc. DIN 53438)
7. Standard and custom sizes



09

## METAL GREASE FILTERS

UltraFat

125

## metal grease filters

# UltraFat



1. High efficiency
2. Low pressure drop
3. Durable construction
4. Easy regeneration
5. Low operation costs
6. Resistance to humidity
7. Non-flammable
8. Standard and custom sizes


ISO 16890 Class:	ISO Coarse 20%
	ISO Coarse 30%
EN 779:2012 Class:	G1, G2
Max. operating temperature:	<300°C
Efficiency:	~95%
Permissible relative humidity:	<100%

**Filtration material:** high-grade knitted fabric of galvanized, aluminum or stainless steel, intertwined in a special way to maximize grease particle capture efficiency and increase dust absorbency.

**Construction:** knitted metal fabric framed in a galvanized, aluminum or stainless steel, special heavy-duty safety nets on both sides of the filter. The filters are manufactured in all sizes to fit various types of equipment.


**Application:** thanks to its special design, it is unrivaled in grease separation from filtered air. It is used in cooker hoods employed in gastronomy, hotels, hospitals, single family houses; special durable construction allows for multiple regeneration of the filter by washing or blowing it with compressed air, which significantly reduces operating costs; the range of knitted metal products is very large and goes far beyond ventilation and air conditioning. They are used in machines, mufflers and separators.

125



We reserve the right to make changes to the technical specifications at any time without prior notice, resulting from the continuous improvement of our products.

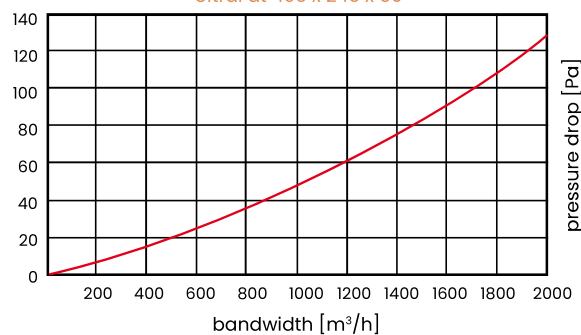
## metal grease filters



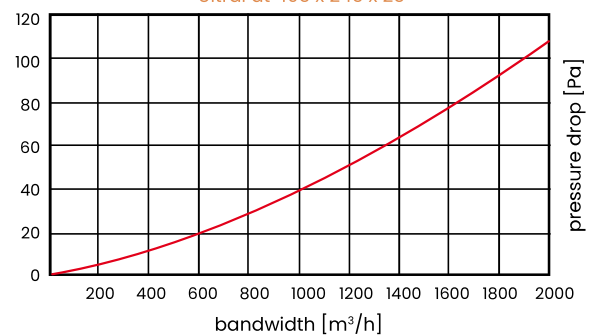
The most common sizes of UltraFat filters used in gastronomy

Product	Dimensions [mm]			Grease filtering capacity	Air flow rate [m³/h]	Initial pressure drop [Pa]
	W	H	D			G1/ISO Coarse 20%
UltraFat	495	245	25	90	1000	40
	495	495	25	90	2000	25

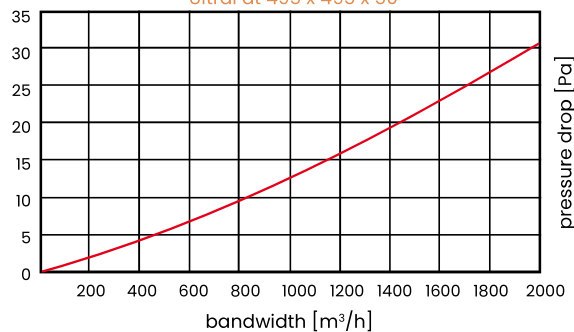
UltraFat 495 x 245 x 50



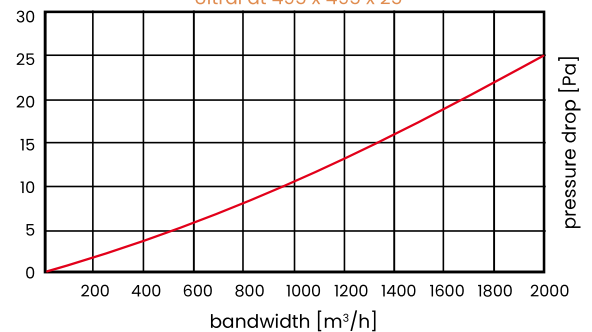
UltraFat 495 x 245 x 25



UltraFat 495 x 495 x 50



UltraFat 495 x 495 x 25



126

Used as pre-filters in air conditioning and ventilation

The most common sizes

Product	Dimensions [mm]			Grease filtering capacity	Air flow rate [m³/h]	Initial pressure drop [Pa]
	W	H	D			G2/ISO Coarse 30%
UltraFat	495	245	50	96	1000	45
	495	495	50	96	2000	30
	592	592	25	96	2500	25
	592	592	48	96	2500	30
	592	592	100	96	2500	35

We reserve the right to make changes to the technical specifications at any time without prior notice, resulting from the continuous improvement of our products.

# 10

## CARBON FILTERS

UltraPac	128
UltraSorb CW292	129
UltraSorb CW292 MIX	130
UltraSorb C150	131
UltraSorb VMet	133
UltraSorb KP	134
UltraCarb 10	135
UltraCarb 10+KOH	136

## carbon filters

## UltraPac



1. Activated carbon filters
2. Durable construction
3. Air deodorization
4. Long filter lifespan
5. Low energy costs
6. PZH certificate

128

ISO 16890 Class:	ePM10 55%, ePM1 60%,
Final recommended pressure drop:	300 Pa
EN 779:2012 Class:	M5, F7
Final recommended pressure drop:	450 Pa
Temperature resistance:	<80°C
Depth [D]:	25, 48, 96 mm

**Filtration material:** synthetic nonwoven fabric impregnated with activated carbon.

**Casing:** heavy-duty plastic.

**Application:** filters with nonwoven fabric impregnated with activated carbon are used to remove odors, i.e. air deodorization in air conditioning and ventilation systems, kitchen, paint and industrial installations.

They purify the air by removing solvents, hydrocarbons and organic compounds. They also purify other gases which includes exhaust gas desulfurization, removal of dioxins, mercury and other pollutants from exhaust gases.

Filters are not recommended for use in environments with elevated temperature or humidity levels due to the decreasing sorption capacity as the above parameters increase.

## Technical data

Product	Dimensions [mm]			Filtration Area [m²]	Air Flow Rate [m³/h]	Initial Pressure Drop [Pa]	
	W	H	D			M5/ePM10 55%	F7/ePM2,5 65%
UltraPac	592	287	48	2,6	1000	40	150
	592	492	48	4,4	1500	38	125
	592	592	48	5,3	2250	55	170

We reserve the right to make changes to the technical specifications at any time without prior notice, resulting from the continuous improvement of our products.

carbon filters



UltraSorb  
CW292

**Filtration material:** granulated activated carbon panels.


**Construction:** galvanized steel cassettes framed in a durable plastic.

**Application:** activated carbon filters are used for odor removal, i.e. deodorization in air conditioning and ventilation systems, kitchen installations, paint shops, and industrial installations.

They purify the air by removing solvents, hydrocarbons and organic compounds. They also purify other gases which includes exhaust gas desulfurization, removal of dioxins, mercury and other pollutants from exhaust gases.

Ultra Sorb CW292 filters are not recommended for use in environments with elevated temperature or humidity levels due to the decreasing sorption capacity as the above parameters increase.

- 1. Activated carbon filters
- 2. Durable construction
- 3. Air deodorization
- 4. Long filter lifespan
- 5. Low energy costs
- 6. PZH certificate



Technical data for various UltraSorb CW292 carbon filter models

Product	Dimensions [mm]			Thickness of the Carbon Insert [mm]	Air Flow Rate [m³/h]	Initial Pressure Drop [Pa]	Carbon Quantity [kg]
	W	H	D				
UltraSorb CW292	592	287	292	22	1200	150	6,5
	592	492	292	22	2000	150	9
	592	592	292	22	2400	150	13

We reserve the right to make changes to the technical specifications at any time without prior notice, resulting from the continuous improvement of our products.



## carbon filters



# UltraSorb CW292 MIX

Max. operating temperature:  $<80^{\circ}\text{C}$

Final recommended pressure drop: 600 Pa

**Filtration material:** synthetic nonwoven fabric impregnated with activated carbon.

**Casing:** heavy-duty plastic.


**Application:** filters with nonwoven fabric impregnated with activated carbon are used to remove odors, i.e. air deodorization in air conditioning and ventilation systems, kitchen, paint and industrial installations.

They purify the air by removing solvents, hydrocarbons and organic compounds. They also purify other gases which includes exhaust gas desulfurization, removal of dioxins, mercury and other pollutants from exhaust gases.

Ultra Sorb CW292 MIX filters are not recommended for use in environments with elevated temperature or humidity levels due to the decreasing sorption capacity as the above parameters increase.

1. Activated carbon filters
2. Durable construction
3. Air deodorization
4. Long filter lifespan
5. Low energy costs
6. PZH certificate

130



Technical data for various models of the UltraSorb CW292 MIX carbon filter

Product	Dimensions [mm]			Filtration Area [m <sup>2</sup> ]	Air Flow Rate [m <sup>3</sup> /h]	Initial Pressure Drop [Pa]	
	W	H	D			M5/ePM10 55%	F7/ePM2,5 65%
UltraSorb CW292MIX	592	287	292	4,3	1600	100	120
	592	492	292	7,5	2400	100	120
	592	592	292	9	3200	100	120

We reserve the right to make changes to the technical specifications at any time without prior notice, resulting from the continuous improvement of our products.



## carbon filters

# UltraSorb C150



**Filtration material:** high-quality granulated activated carbon with high capacity of adsorption.

Grain diameter up to 4 mm.

**Construction:** the casing is made of steel in the form of a tube with one side blanked off.

The tubes come in two lengths and they are mounted in special assembly frames.

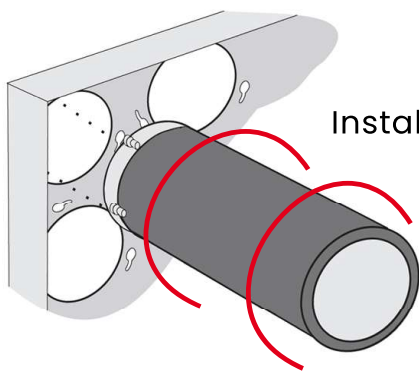
**Application:** activated carbon filters are used for odor removal, i.e. deodorization in air conditioning and ventilation systems, kitchen installations, paint shops, and industrial installations.

They purify the air to remove solvents, hydrocarbons and organic compounds. They also purify other gases which includes exhaust gas desulfurization, removal of dioxins, mercury and other pollutants from exhaust gases.

Ultra Sorb C150 filters are not recommended for use in environments with elevated temperature or humidity levels due to the decreasing sorption capacity.

1. Activated carbon filters
2. Durable construction
3. Air deodorization
4. Long filter lifespan
5. Low energy costs
6. PZH certificate

131



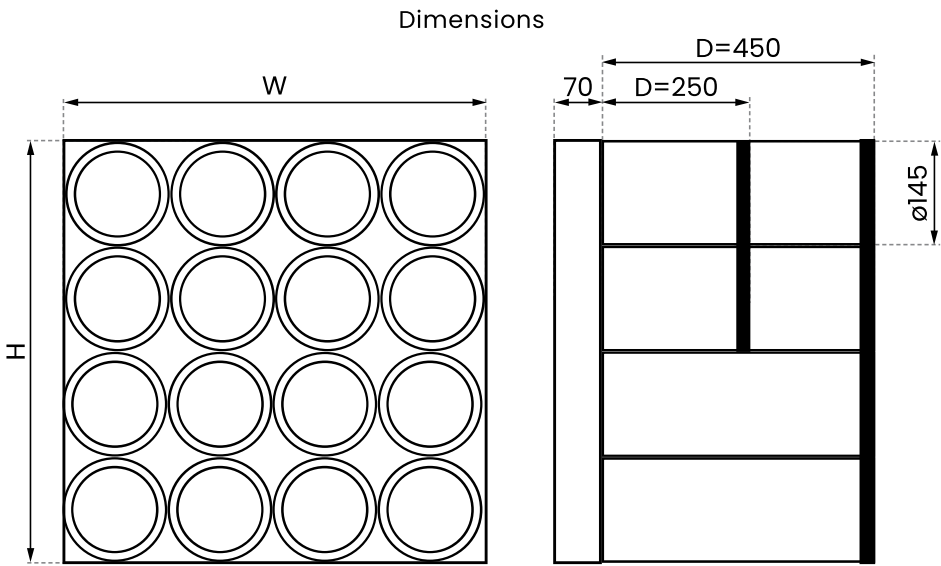
Installation method



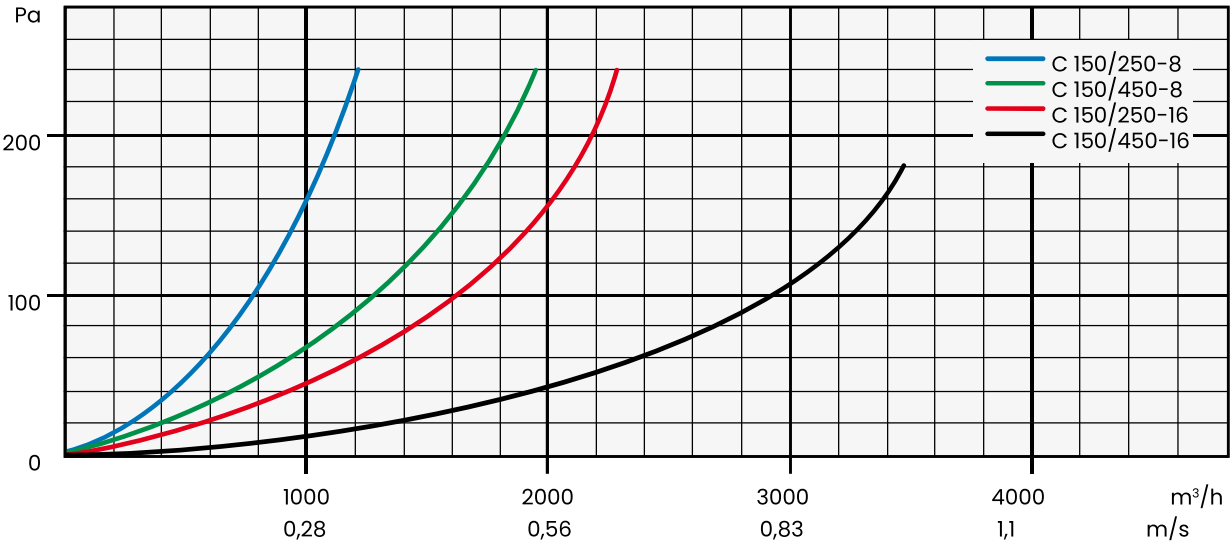
We reserve the right to make changes to the technical specifications at any time without prior notice, resulting from the continuous improvement of our products.

Technical data for various models of the UltraSorb C150 carbon filter

Filter Type	Dimensions [mm]			Carbon Quantity [kg]	Contact Time / Pressure Drop in the Filter							
	W	H	D		for Q=850 m³/h		for Q=1700 m³/h		for Q=2550 m³/h		for Q=3400 m³/h	
C 150/450-8	305	610	450	16,8	0,14 s	55 Pa	0,07 s	170 Pa	–	–	–	–
C 150/450-16	610	610	450	33,6	0,28 s	18 Pa	0,14 s	38 Pa	0,09 s	70 Pa	0,07 s	160 Pa
C 150/250-8	305	610	250	9,2	0,08 s	120 Pa	–	–	–	–	–	–
C 150/250-16	610	610	250	18,4	0,16 s	38 Pa	0,08 s	110 Pa	–	–	–	–




Air flow diagram for carbon filter UltraSorb C150



We reserve the right to make changes to the technical specifications at any time without prior notice, resulting from the continuous improvement of our products.

## carbon filters

# UltraSorb VMet



**Construction:** encapsulated in a galvanized or stainless steel cassette high-quality granular activated carbon.

**Application:** activated carbon filters are used for odor removal, i.e. deodorization in air conditioning and ventilation systems, kitchen installations, paint shops, and industrial installations.

Grain diameter up to 4 mm.

Activated carbon cassettes arranged in a V-shape for maximum bandwidth.

They purify the air to remove solvents, hydrocarbons and organic compounds. They also purify other gases which includes exhaust gas desulfurization, removal of dioxins, mercury and other pollutants from exhaust gases.

Ultra Sorb VMet filters are not recommended for use in environments with elevated temperature or humidity levels due to the decreasing sorption capacity.

1. Activated carbon filters
2. Durable construction
3. High capacity, adsorption
4. Long filter lifespan
5. Manufactured in all sizes
6. Low energy costs
7. PZH certificate

UltraSorb VMet filters are manufactured in all sizes.

## carbon filters

# UltraSorb KP



**Construction:** encapsulated in a galvanized or stainless steel cassette high-quality granular activated carbon.

**Application:** activated carbon filters are used for odor removal, i.e. deodorization in air conditioning and ventilation systems, kitchen installations, paint shops, and industrial installations.

Grain diameter up to 4 mm.

They purify the air to remove solvents, hydrocarbons and organic compounds. They also purify other gases which includes exhaust gas desulfurization, removal of dioxins, mercury and other pollutants from exhaust gases.

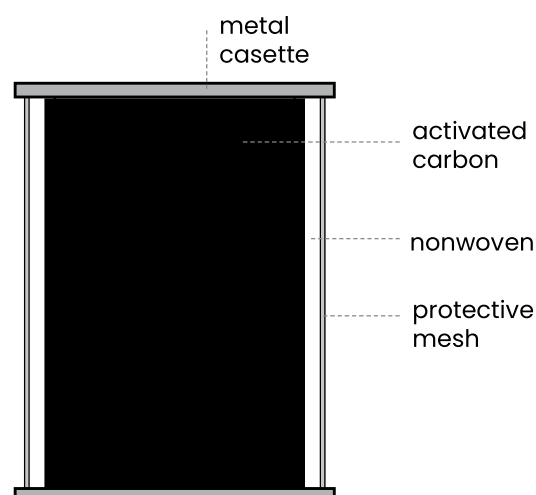
Ultra Sorb KP filters are not recommended for use in environments with elevated temperature or humidity levels due to the decreasing sorption capacity.

134

1. Activated carbon filters
2. Durable construction
3. High capacity, adsorption
4. Long filter lifespan
5. Manufactured in all sizes
6. Low energy costs
7. PZH certificate

UltraSorb KP filters are manufactured in all sizes.

UltraSorb KP filter cross-section



We reserve the right to make changes to the technical specifications at any time without prior notice, resulting from the continuous improvement of our products.

**carbon filters**

# UltraCarb 10

Type: molded anthracite carbon

Parameters:	Guaranteed	typical
Specific surface area		
BET method (m <sup>2</sup> /g):	min. 950	1020
Iodine value (mg/g):	min. 900	990
CTC (%):	min. 60	64
Benzene adsorption (%):	min. 30	36
Humidity (%):	max. 5	2
Hardness (%):	min. 96	98
Bulk density (g/l):	500 ± 30	
Grain size (ø mm):	2, 3 or 4	

UltraCarb 10 is an activated carbon specially formulated for the purification of air from gases. Typical properties are high adsorption capacity and high hardness.

1. High hardness
2. High adsorption capacity
3. Purifies the air and gases
4. Grain size 2, 3 or 4 mm



**carbon filters**

# UltraCarb

## 10+KOH

Type:	molded bituminous carbon
Parameters:	typical
Specific surface area	
BET method (m <sup>2</sup> /g):	Approx. 1050
CTC (%):	min. 60
Humidity (%):	10-15
Bulk density (g/l):	Approx. 570
Grain size (ø mm):	3, 4

UltraCarb 10+KOH is a molded KOH-impregnated activated carbon specially formulated to remove H<sub>2</sub>S, SO<sub>2</sub>, mercaptans and acid gases.

Carbon is used in the adsorption of fluoric acid.

Warning: this product has corrosive effect, it should be used in filters made of acid-resistant materials (stainless steel, plastic-coated metals or plastic).

1. High hardness
2. High adsorption capacity
3. Impregnated with potassium hydroxide
4. Grain size 3 or 4 mm

# 11

## ROLLER FILTERS



**roller filters**

# Roller filters

EN 779:2012 Class:	G3
Material weight:	290 g/m <sup>2</sup>
Length of material on rollers:	20 m
Air flow rate:	2,5 m/s
Bandwidth:	9000 m <sup>3</sup> /h
Initial resistance:	48 Pa
Final recommended pressure drop:	250 Pa
Resistance to temperature:	up to 120°C
Non-flammability class:	Warrington BS 476/4

**Filtration material:** flexible, progressively built-up fiberglass, saturated with light gel perfectly binding pollutants from the filtered air.

Automatic roller filters (scroll filters) for ventilation systems: AAF, FARR, VOKES, TROX, SCHIRP, DELBAG, CAMBRIDGE, CONTINENTAL.

1. High efficiency
2. Low pressure drop
3. High dust absorbency
4. Resistance to temperatures up to 120°C

**MATIC type, application for AAF and CEAG systems**

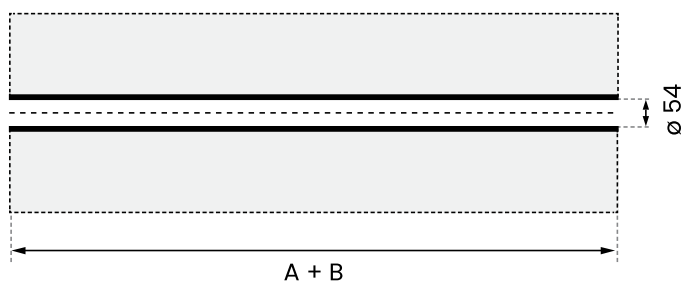
Filter wound on a metal core protected by metal sleeves

Type	core length A [mm]	nonwoven width B [mm]
MATIC 3	836	836
MATIC 4	1141	1141
MATIC 5	1446	1446
MATIC 6	1751	1751
MATIC 7	2056	2056

**KLEEN type, application in SCHIRP and FARR systems**

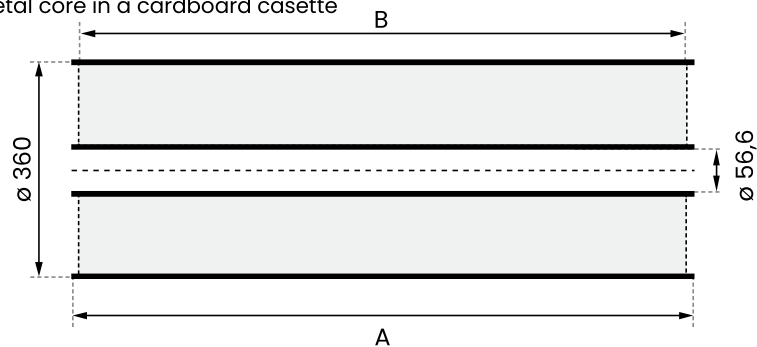
Filter wound on a cardboard core

Type	core length A [mm]	nonwoven width B [mm]
KLEEN 3	836	836
KLEEN 4	1141	1141
KLEEN 5	1446	1446
KLEEN 6	1751	1751
KLEEN 7	2056	2056

**TROX type, application in TROX systems**

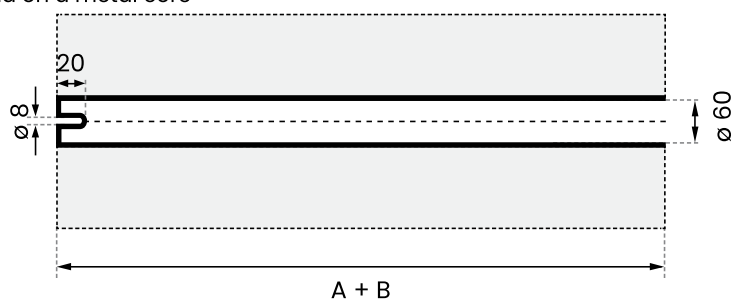
Filter wound on a metal core in a cardboard cassette

Type	core length A [mm]		nonwoven width B [mm]	
	nominal	actual	nominal	actual
TROX 3	950	895	950	860
TROX 4	1250	1195	1250	1160
TROX 5	1550	1495	1550	1460
TROX 6	1850	1795	1850	1760
TROX 7	2150	2095	2150	2060

**VOKES type, application in VOKES systems**

Filter wound on a metal core

Type	core length A [mm]	nonwoven width B [mm]
VOKES 3/A	850	850
VOKES 4/B	1140	1140
VOKES 5/C	1440	1440
VOKES 6/D	1740	1740
VOKES 7/E	1850	1850



We reserve the right to make changes to the technical specifications at any time without prior notice, resulting from the continuous improvement of our products.

# 12

## EPA/HEPA FILTERS

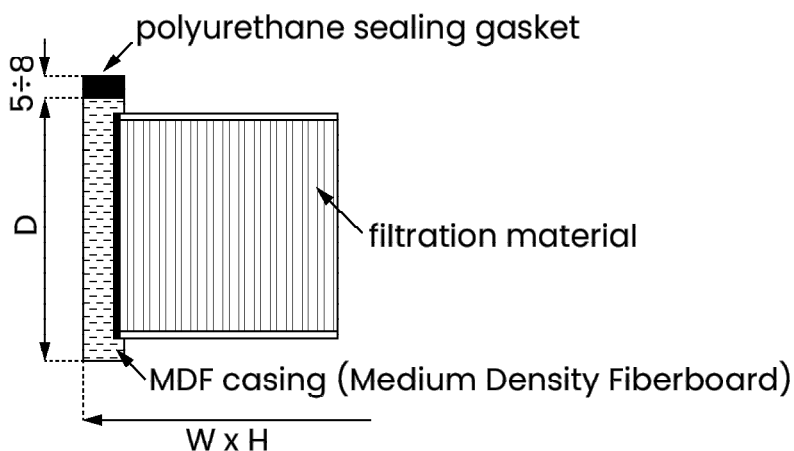
UltraWood 78	141
UltraWood 150	146
UltraWood 292	151
UltraAlu 70	156
UltraAlu 78	161
UltraAlu 150	166
UltraMet 78	171
UltraMet 150	176
UltraMet 292	181
UltraGel	186
UltraClin	190
UltraMet V292	192
UltraHood	194

# UltraWood 78



PN-EN 1822:2009 Class:	E10, E11, H13, H14
Filtration material:	hydrophobic glass fiber (glass microfibers)
Separators:	hot melt
Casing:	MDF (Medium Density Fiberboard)
Bonding:	two-component, cold-mixed (polyurethane)
Sealing gasket:	on one side of the filter (continuous foam or flat)
Max. operating temperature:	80°C
Permissible relative humidity:	>90%
Final recommended pressure drop:	600 Pa
Protective net:	optionally on one or both sides

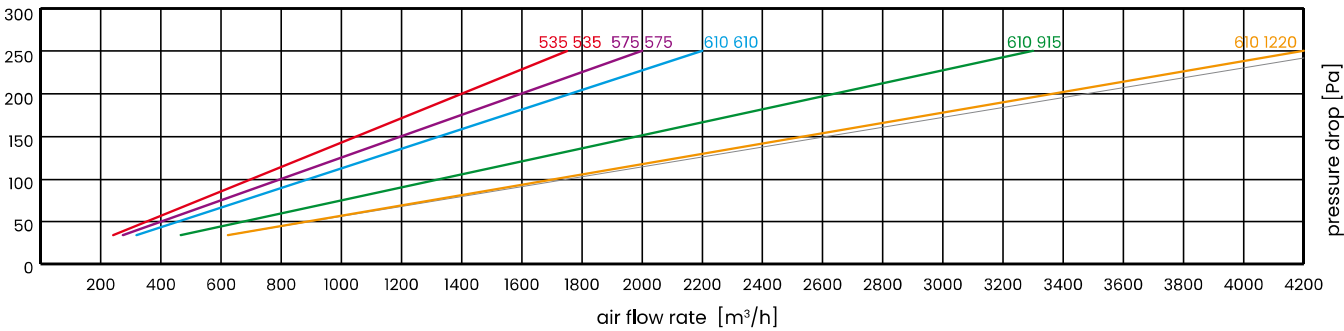
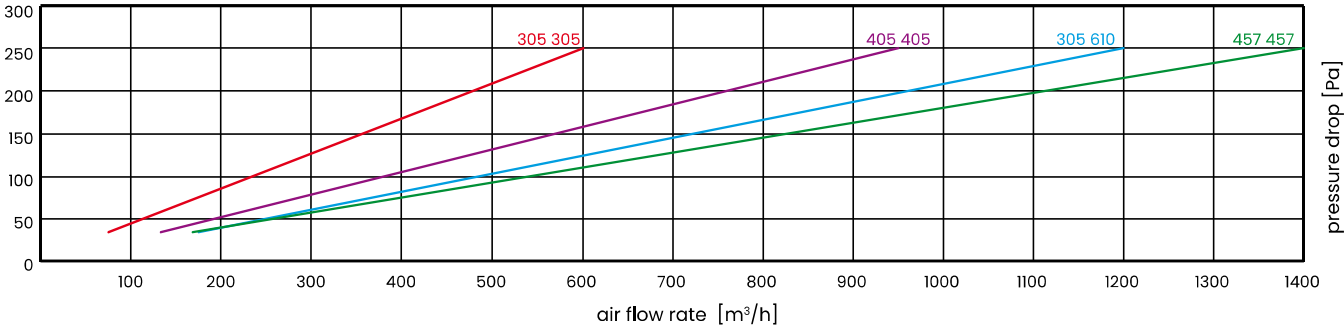
1. Durable and rigid construction
2. High dust absorbency
3. Low pressure drop
4. Long filter lifespan
5. Low energy costs
6. Resistance to humidity
7. Flame retardant (Fl acc. DIN 53438)
8. Disposal without toxic compounds



We reserve the right to make changes to the technical specifications at any time without prior notice, resulting from the continuous improvement of our products. The values shown are approximate and may fluctuate within tolerances. HEPA filters (High Efficiency Particulate Air Filters) undergo complete quality control starting from checking the quality of components to a thorough inspection and control of the finished product.

Technical data for standard filters based on the results of laboratory tests carried out in accordance with EN 1822

Filtration Class	Product	Dimensions [mm]			Filtration Area [m²]	Air Flow Rate [m³/h]	Initial Pressure Drop [Pa]
		W	H	D			
E10	UltraWood78	305	305	78	2,6	600	250
		405	405	78	4,6	950	250
		305	610	78	5,2	1200	250
		457	457	78	5,9	1400	250
		535	535	78	8,1	1750	250
		575	575	78	9,4	2000	250
		610	610	78	10,6	2200	250
		610	915	78	15,8	3300	250
		610	1220	78	21,2	4200	250

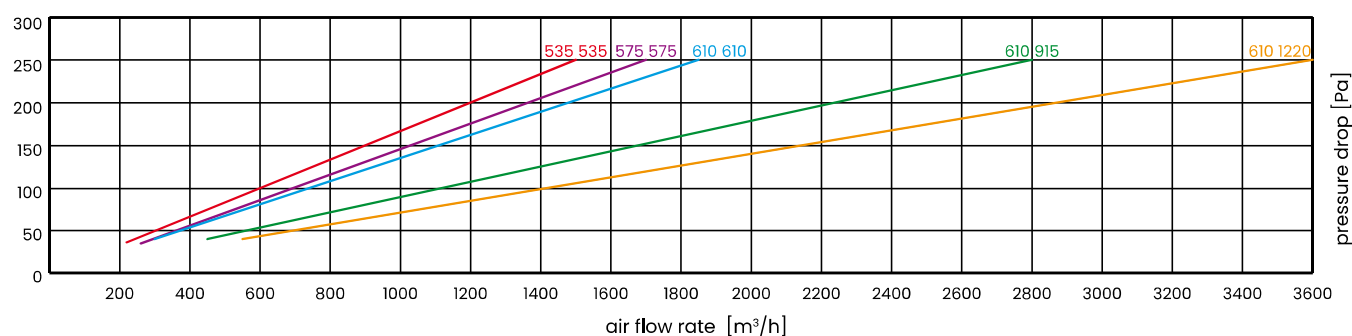
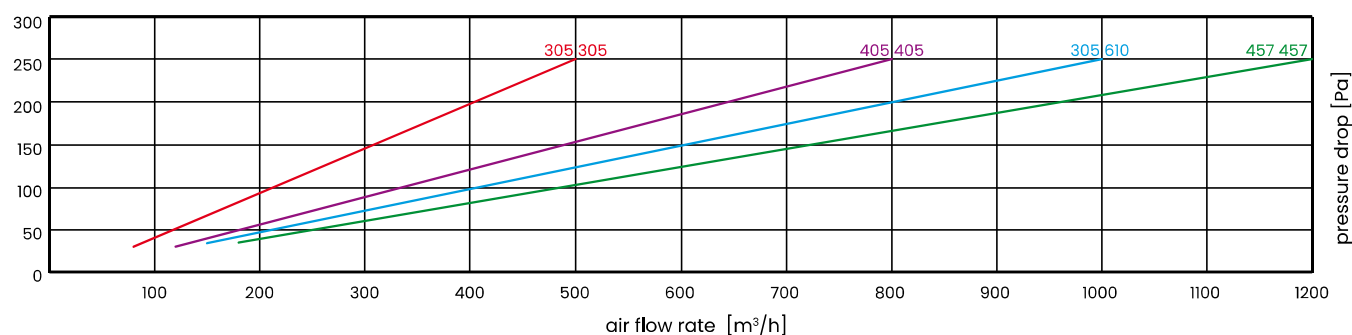


Filters in MDF casings are manufactured in all sizes, but we recommend that the front area of the filter does not exceed 0.6 m².

We reserve the right to make changes to the technical specifications at any time without prior notice, resulting from the continuous improvement of our products. The values shown are approximate and may fluctuate within tolerances. HEPA filters (High Efficiency Particulate Air Filters) undergo complete quality control starting from checking the quality of components to a thorough inspection and control of the finished product.

Technical data for standard filters based on the results of laboratory tests carried out in accordance with EN 1822

Filtration Class	Product	Dimensions [mm]			Filtration Area [m <sup>2</sup> ]	Air Flow Rate [m <sup>3</sup> /h]	Initial Pressure Drop [Pa]
		W	H	D			
E11	UltraWood78	305	305	78	2,6	500	250
		405	405	78	4,6	800	250
		305	610	78	5,2	1000	250
		457	457	78	5,9	1200	250
		535	535	78	8,1	1500	250
		575	575	78	9,4	1700	250
		610	610	78	10,6	1850	250
		610	915	78	15,8	2800	250
		610	1220	78	21,2	3600	250

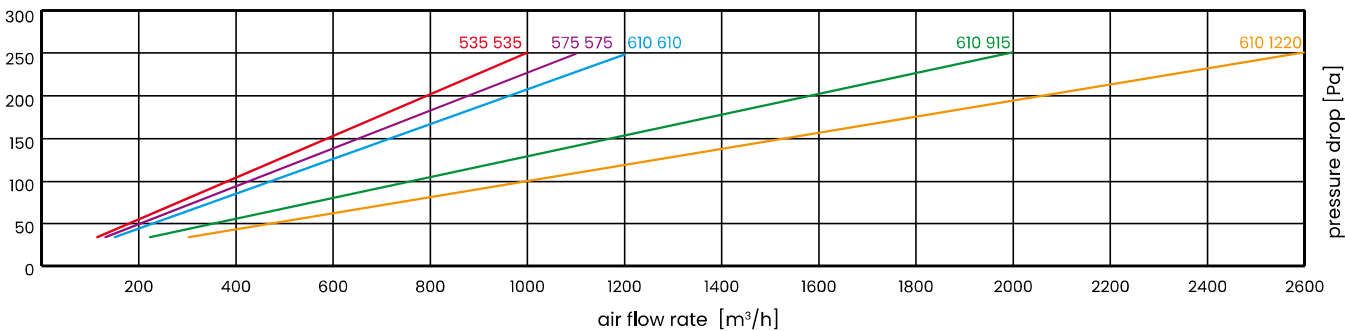
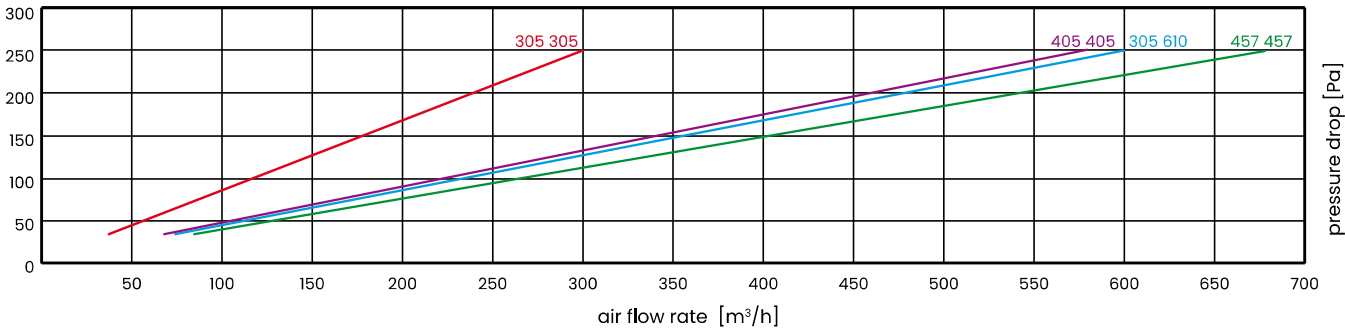


Filters in MDF casings are manufactured in all sizes, but we recommend that the front area of the filter does not exceed 0.6 m<sup>2</sup>.

We reserve the right to make changes to the technical specifications at any time without prior notice, resulting from the continuous improvement of our products. The values shown are approximate and may fluctuate within tolerances. HEPA filters (High Efficiency Particulate Air Filters) undergo complete quality control starting from checking the quality of components to a thorough inspection and control of the finished product.

Technical data for standard filters based on the results of laboratory tests carried out in accordance with EN 1822

Filtration Class	Product	Dimensions [mm]			Filtration Area [m²]	Air Flow Rate [m³/h]	Initial Pressure Drop [Pa]
		W	H	D			
H13	UltraWood78	305	305	78	2,6	300	250
		405	405	78	4,6	580	250
		305	610	78	5,2	600	250
		457	457	78	5,9	680	250
		535	535	78	8,1	1000	250
		575	575	78	9,4	1100	250
		610	610	78	10,6	1200	250
		610	915	78	15,8	2000	250
		610	1220	78	21,2	2600	250



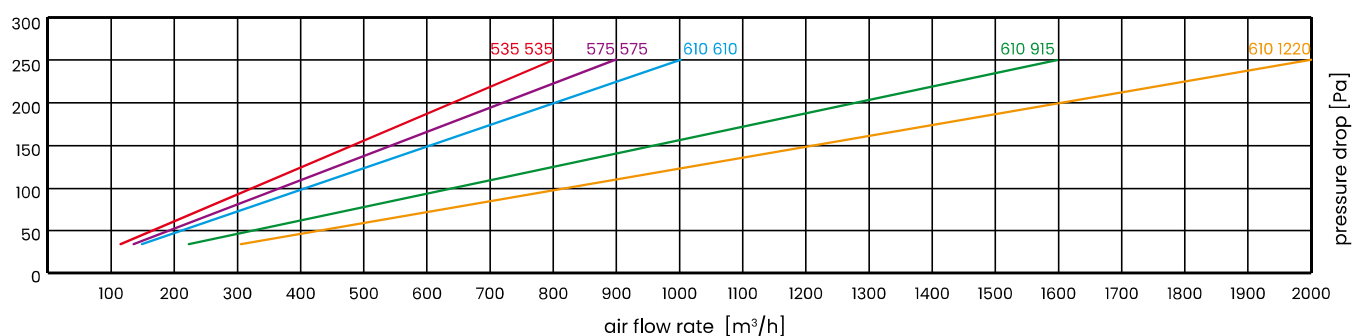
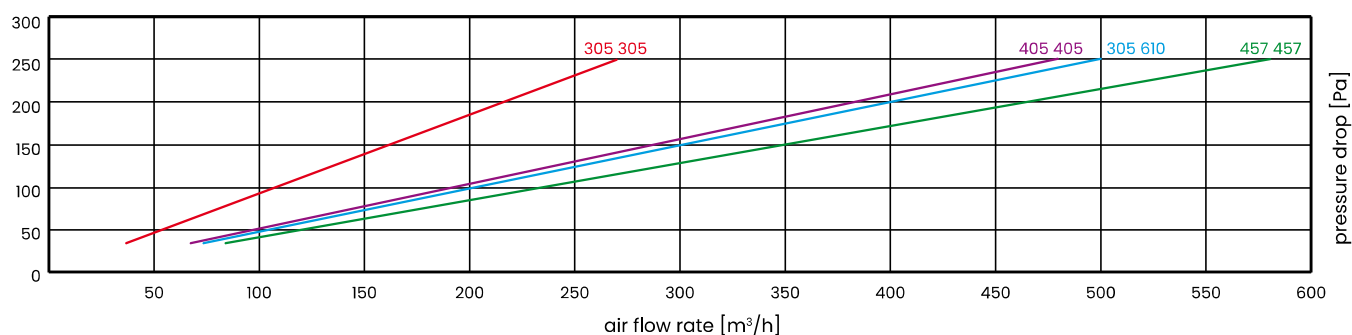
Filters in MDF casings are manufactured in all sizes, but we recommend that the front area of the filter does not exceed 0.6 m².

We reserve the right to make changes to the technical specifications at any time without prior notice, resulting from the continuous improvement of our products. The values shown are approximate and may fluctuate within tolerances. HEPA filters (High Efficiency Particulate Air Filters) undergo complete quality control starting from checking the quality of components to a thorough inspection and control of the finished product.



Technical data for standard filters based on the results of laboratory tests carried out in accordance with EN 1822

Filtration Class	Product	Dimensions [mm]			Filtration Area [m <sup>2</sup> ]	Air Flow Rate [m <sup>3</sup> /h]	Initial Pressure Drop [Pa]
		W	H	D			
H14	UltraWood78	305	305	78	2,6	270	250
		405	405	78	4,6	480	250
		305	610	78	5,2	500	250
		457	457	78	5,9	580	250
		535	535	78	8,1	800	250
		575	575	78	9,4	900	250
		610	610	78	10,6	1000	250
		610	915	78	15,8	1600	250
		610	1220	78	21,2	2000	250



Filters in MDF casings are manufactured in all sizes, but we recommend that the front area of the filter does not exceed 0.6 m<sup>2</sup>.

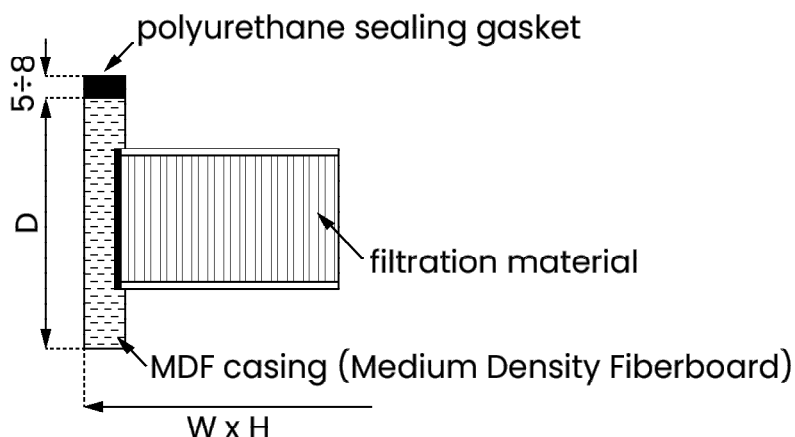
We reserve the right to make changes to the technical specifications at any time without prior notice, resulting from the continuous improvement of our products. The values shown are approximate and may fluctuate within tolerances. HEPA filters (High Efficiency Particulate Air Filters) undergo complete quality control starting from checking the quality of components to a thorough inspection and control of the finished product.

# UltraWood 150



PN-EN 1822:2009 Class:	E10, E11, H13, H14
Filtration material:	hydrophobic glass fiber (glass microfibers)
Separators:	hot melt
Casing:	MDF (Medium Density Fiberboard)
Bonding:	two-component, cold-mixed (polyurethane)
Sealing gasket:	on one side of the filter (continuous foam or flat)
Max. operating temperature:	80°C
Permissible relative humidity:	>90%
Final recommended pressure drop:	600 Pa
Protective net:	optionally on one or both sides

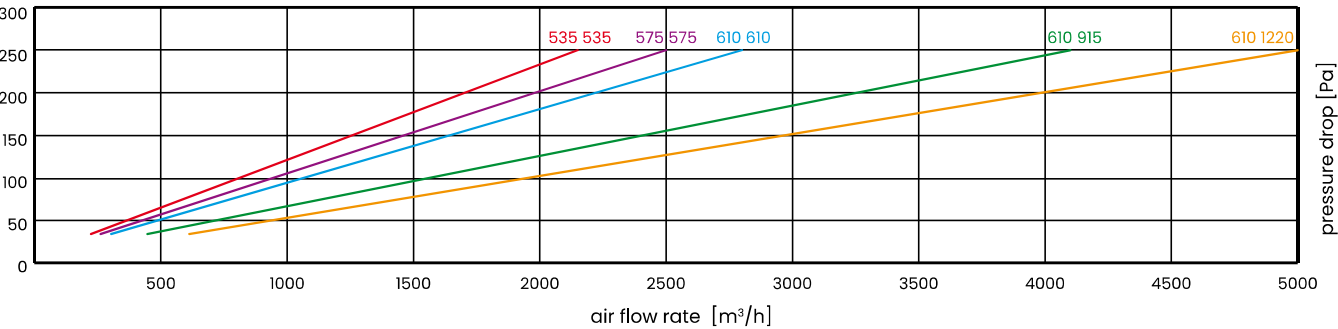
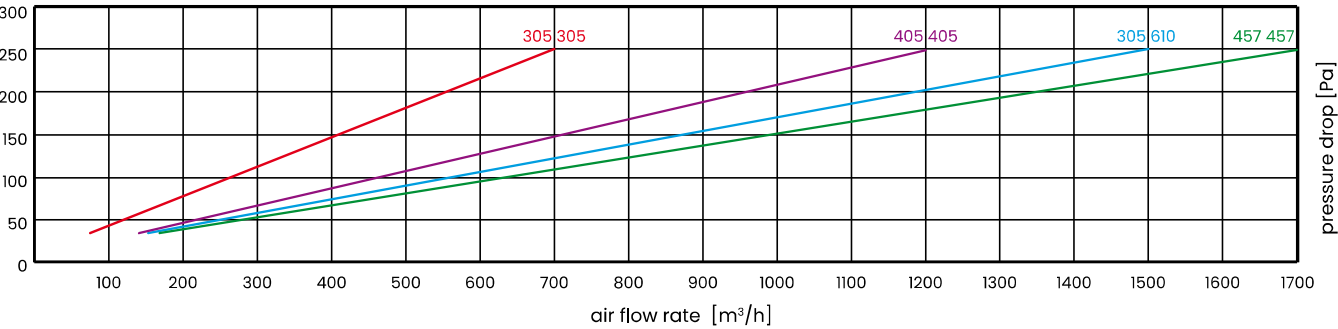
1. Durable and rigid construction
2. High dust absorbency
3. Low pressure drop
4. Long filter lifespan
5. Low energy costs
6. Resistance to humidity
7. Flame retardant (F1 acc. DIN 53438)
8. Disposal without toxic compounds



We reserve the right to make changes to the technical specifications at any time without prior notice, resulting from the continuous improvement of our products. The values shown are approximate and may fluctuate within tolerances. HEPA filters (High Efficiency Particulate Air Filters) undergo complete quality control starting from checking the quality of components to a thorough inspection and control of the finished product.

Technical data for standard filters based on the results of laboratory tests carried out in accordance with EN 1822

Filtration Class	Product	Dimensions [mm]			Filtration Area [m²]	Air Flow Rate [m³/h]	Initial Pressure Drop [Pa]
		W	H	D			
E10	UltraWood150	305	305	150	3,4	700	250
		405	405	150	6	1200	250
		305	610	150	6,9	1500	250
		457	457	150	7,6	1700	250
		535	535	150	10,6	2150	250
		575	575	150	12,3	2500	250
		610	610	150	13,9	2800	250
		610	915	150	20,8	4100	250
		610	1220	150	27,8	5000	250

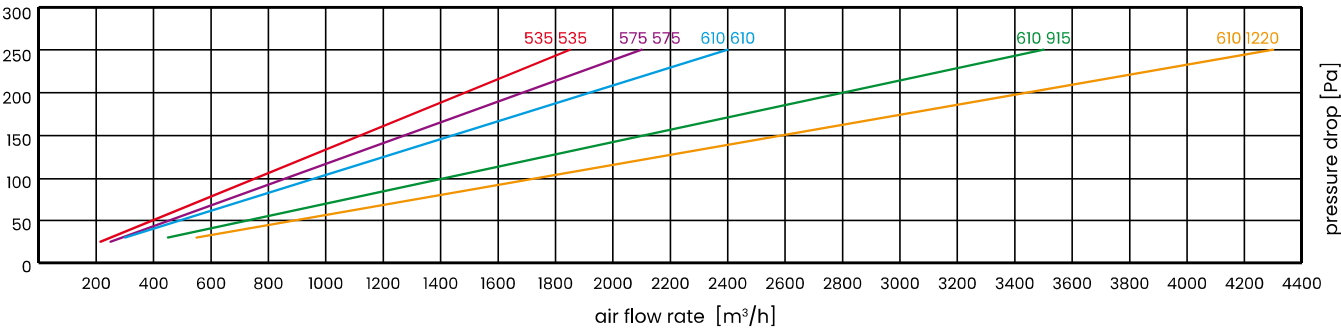
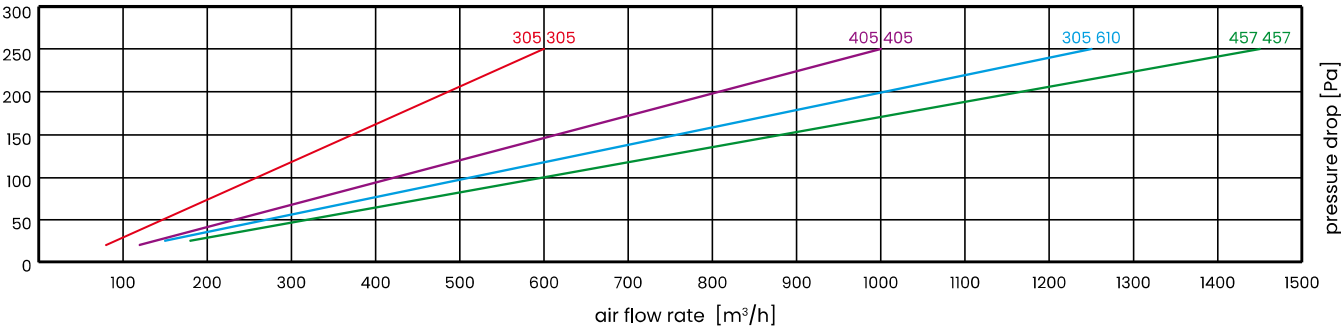


Filters in MDF casings are manufactured in all sizes, but we recommend that the front area of the filter does not exceed 0.6 m².

We reserve the right to make changes to the technical specifications at any time without prior notice, resulting from the continuous improvement of our products. The values shown are approximate and may fluctuate within tolerances. HEPA filters (High Efficiency Particulate Air Filters) undergo complete quality control starting from checking the quality of components to a thorough inspection and control of the finished product.

Technical data for standard filters based on the results of laboratory tests carried out in accordance with EN 1822

Filtration Class	Product	Dimensions [mm]			Filtration Area [m²]	Air Flow Rate [m³/h]	Initial Pressure Drop [Pa]
		W	H	D			
E11	UltraWood150	305	305	150	3,4	600	250
		405	405	150	6	1000	250
		305	610	150	6,9	1250	250
		457	457	150	7,6	1450	250
		535	535	150	10,6	1850	250
		575	575	150	12,3	2100	250
		610	610	150	13,9	2400	250
		610	915	150	20,8	3500	250
		610	1220	150	27,8	4300	250

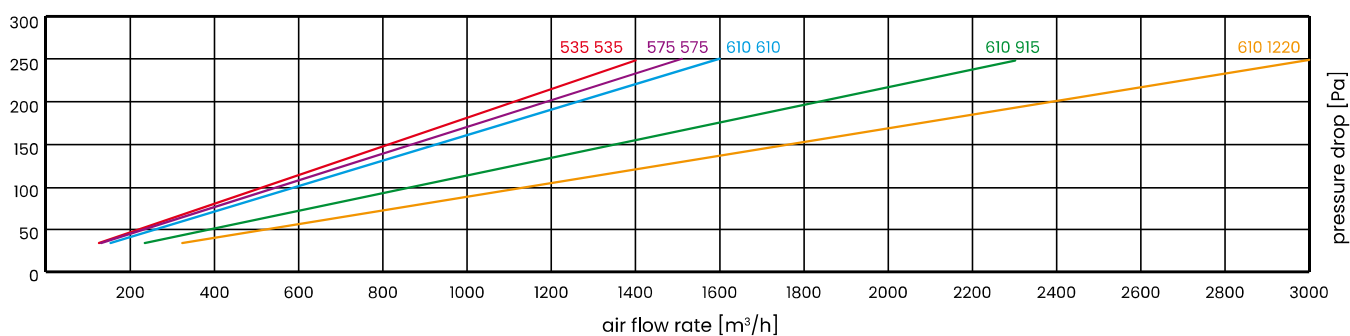
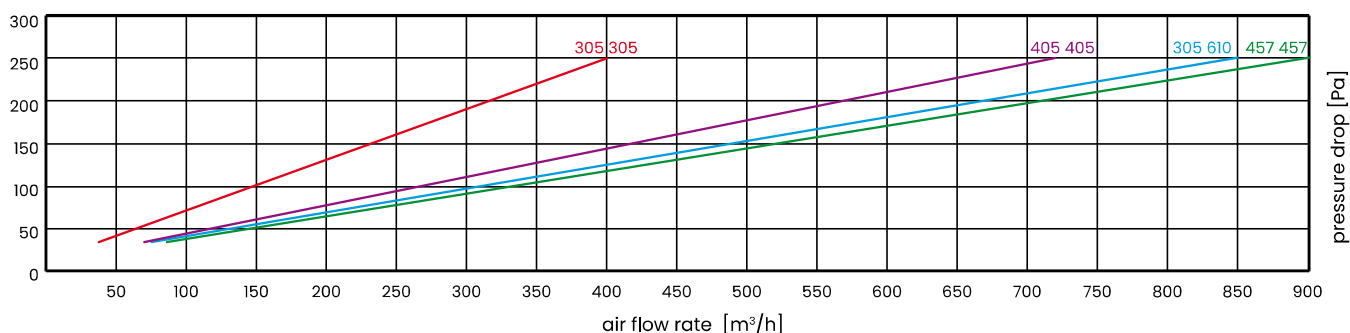


Filters in MDF casings are manufactured in all sizes, but we recommend that the front area of the filter does not exceed 0.6 m².

We reserve the right to make changes to the technical specifications at any time without prior notice, resulting from the continuous improvement of our products. The values shown are approximate and may fluctuate within tolerances. HEPA filters (High Efficiency Particulate Air Filters) undergo complete quality control starting from checking the quality of components to a thorough inspection and control of the finished product.

Technical data for standard filters based on the results of laboratory tests carried out in accordance with EN 1822

Filtration Class	Product	Dimensions [mm]			Filtration Area [m <sup>2</sup> ]	Air Flow Rate [m <sup>3</sup> /h]	Initial Pressure Drop [Pa]
		W	H	D			
H13	UltraWood150	305	305	150	3,4	400	250
		405	405	150	6	720	250
		305	610	150	6,9	850	250
		457	457	150	7,6	900	250
		535	535	150	10,6	1400	250
		575	575	150	12,3	1500	250
		610	610	150	13,9	1600	250
		610	915	150	20,8	2300	250
		610	1220	150	27,8	3000	250



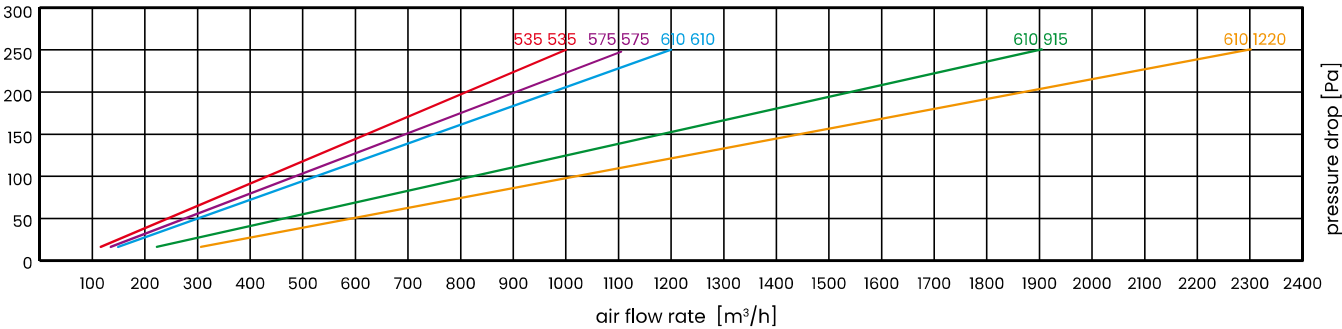
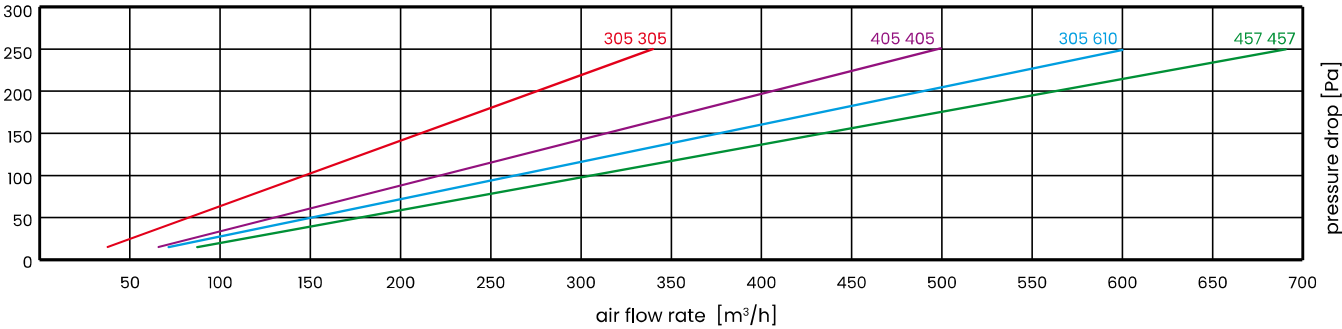
Filters in MDF casings are manufactured in all sizes, but we recommend that the front area of the filter does not exceed 0.6 m<sup>2</sup>.

We reserve the right to make changes to the technical specifications at any time without prior notice, resulting from the continuous improvement of our products. The values shown are approximate and may fluctuate within tolerances. HEPA filters (High Efficiency Particulate Air Filters) undergo complete quality control starting from checking the quality of components to a thorough inspection and control of the finished product.

Technical data for standard filters based on the results of laboratory tests carried out in accordance with EN 1822

Filtration Class	Product	Dimensions [mm]			Filtration Area [m²]	Air Flow Rate [m³/h]	Initial Pressure Drop [Pa]
		W	H	D			
H14	UltraWood150	305	305	150	3,4	340	250
		405	405	150	6	500	250
		305	610	150	6,9	600	250
		457	457	150	7,6	680	250
		535	535	150	10,6	1000	250
		575	575	150	12,3	1100	250
		610	610	150	13,9	1200	250
		610	915	150	20,8	1900	250
		610	1220	150	27,8	2300	250

150



Filters in MDF casings are manufactured in all sizes, but we recommend that the front area of the filter does not exceed 0.6 m².

We reserve the right to make changes to the technical specifications at any time without prior notice, resulting from the continuous improvement of our products. The values shown are approximate and may fluctuate within tolerances. HEPA filters (High Efficiency Particulate Air Filters) undergo complete quality control starting from checking the quality of components to a thorough inspection and control of the finished product.

# UltraWood 292



PN-EN 1822:2009 Class: E10, E11, H13, H14

Filtration material: hydrophobic glass fiber  
(glass microfibers)

Separators: hot melt

Casing: MDF (Medium Density Fiberboard)

Bonding: two-component,  
cold-mixed (polyurethane)

Sealing gasket: on one side of the filter  
(continuous foam or flat)

Max. operating temperature: 80°C

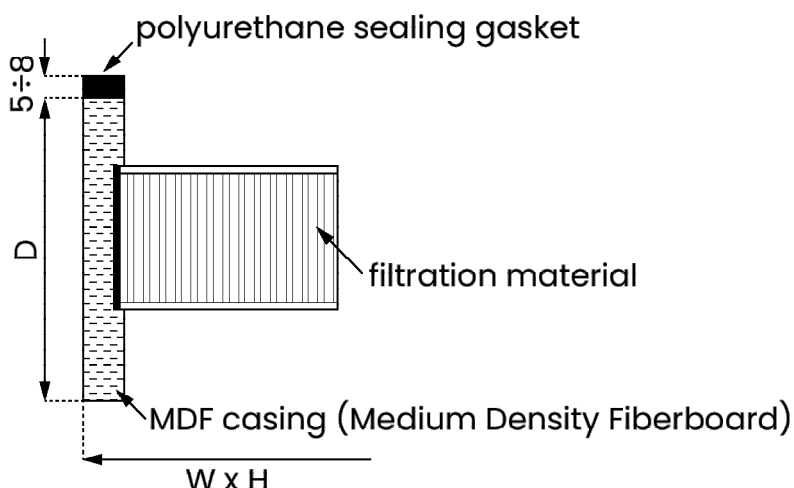
Permissible relative humidity: >90%

Final recommended pressure drop: 600 Pa

Protective net: optionally on one or both sides

1. Durable and rigid construction
2. High dust absorbency
3. Low pressure drop
4. Long filter lifespan
5. Low energy costs
6. Resistance to humidity
7. Flame retardant (Fl acc. DIN 53438)
8. Disposal without toxic compounds

151

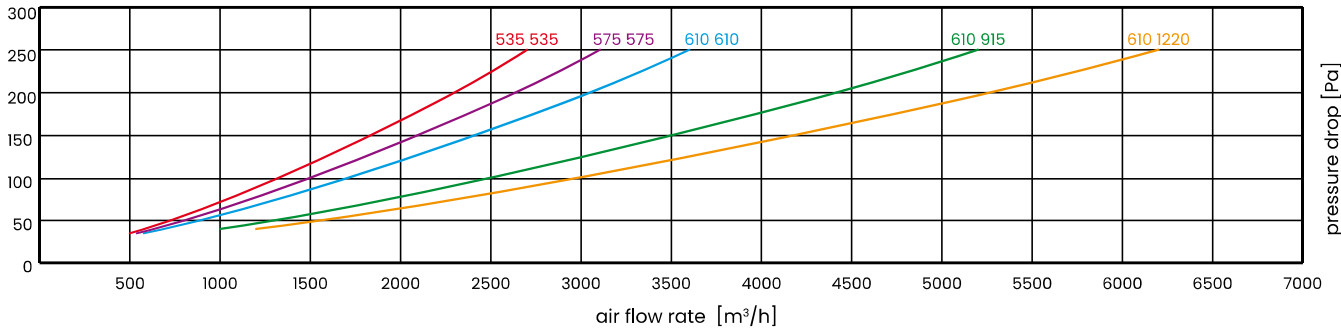
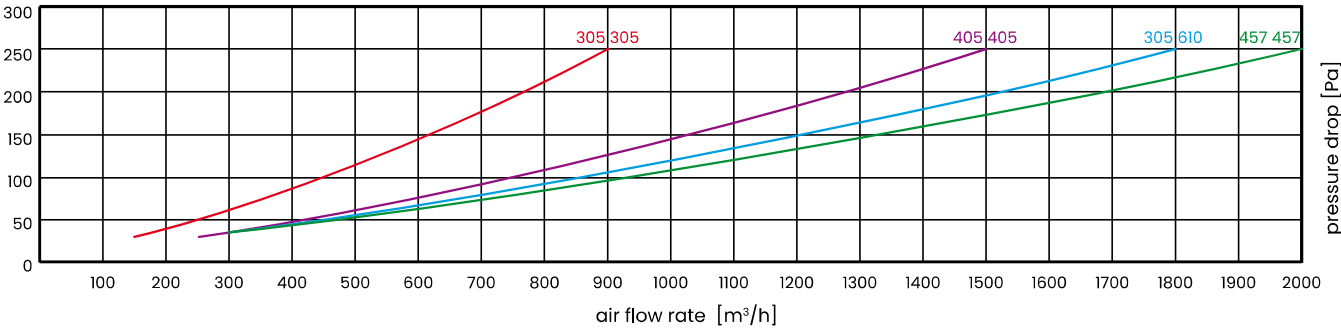


We reserve the right to make changes to the technical specifications at any time without prior notice, resulting from the continuous improvement of our products. The values shown are approximate and may fluctuate within tolerances. HEPA filters (High Efficiency Particulate Air Filters) undergo complete quality control starting from checking the quality of components to a thorough inspection and control of the finished product.



Technical data for standard filters based on the results of laboratory tests carried out in accordance with EN 1822

Filtration Class	Product	Dimensions [mm]			Filtration Area [m²]	Air Flow Rate [m³/h]	Initial Pressure Drop [Pa]
		W	H	D			
E10	UltraWood292	305	305	292	5,2	900	250
		405	405	292	9,1	1500	250
		305	610	292	10,4	1800	250
		457	457	292	11,7	2000	250
		535	535	292	16	2700	250
		575	575	292	18,5	3100	250
		610	610	292	20,8	3600	250
		610	915	292	31,2	5200	250
		610	1220	292	41,8	6200	250

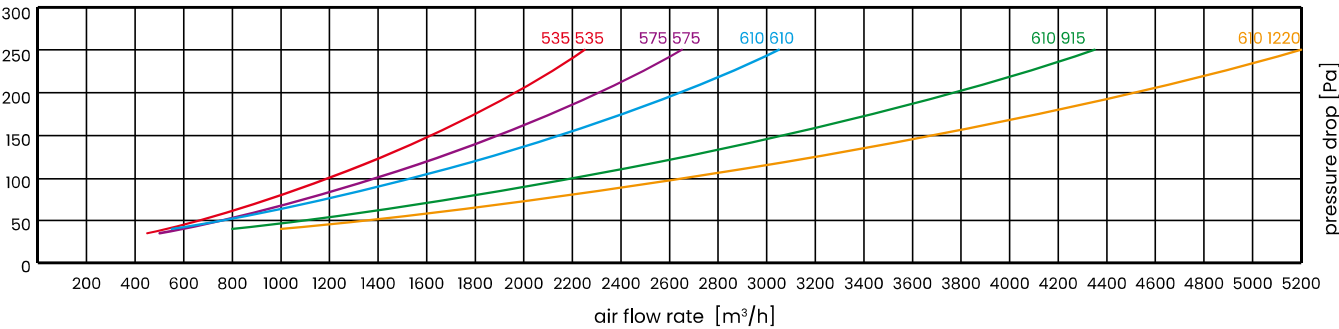
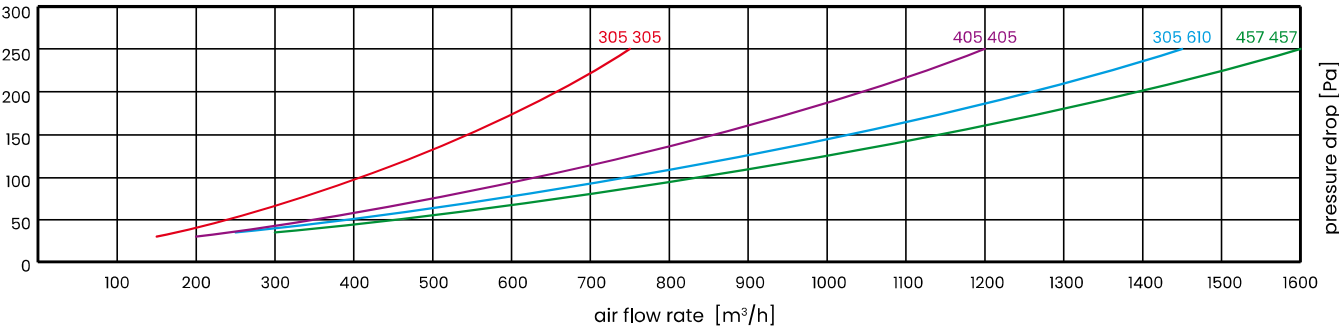


Filters in MDF casings are manufactured in all sizes, but we recommend that the front area of the filter does not exceed 0.6 m².

We reserve the right to make changes to the technical specifications at any time without prior notice, resulting from the continuous improvement of our products. The values shown are approximate and may fluctuate within tolerances. HEPA filters (High Efficiency Particulate Air Filters) undergo complete quality control starting from checking the quality of components to a thorough inspection and control of the finished product.

Technical data for standard filters based on the results of laboratory tests carried out in accordance with EN 1822

Filtration Class	Product	Dimensions [mm]			Filtration Area [m²]	Air Flow Rate [m³/h]	Initial Pressure Drop [Pa]
		W	H	D			
E11	UltraWood292	305	305	292	5,2	750	250
		405	405	292	9,1	1200	250
		305	610	292	10,4	1450	250
		457	457	292	11,7	1600	250
		535	535	292	16	2250	250
		575	575	292	18,5	2650	250
		610	610	292	20,8	3050	250
		610	915	292	31,2	4350	250
		610	1220	292	41,8	5200	250

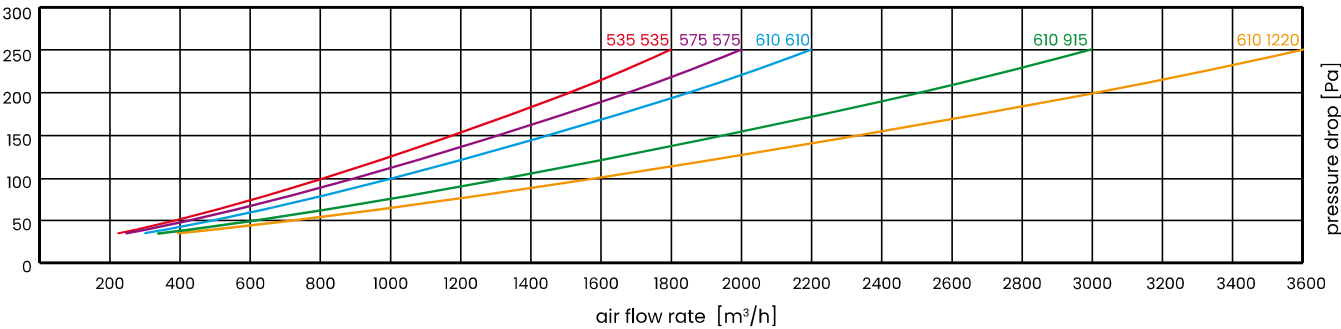
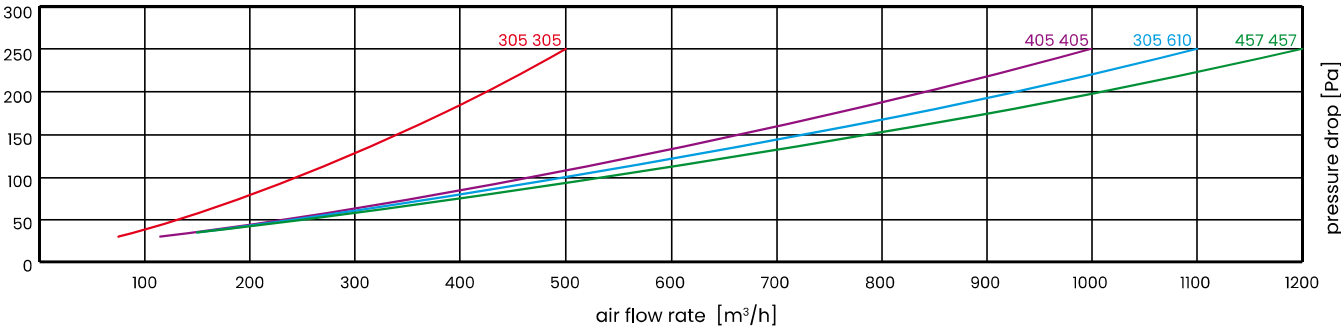


Filters in MDF casings are manufactured in all sizes, but we recommend that the front area of the filter does not exceed 0.6 m².

We reserve the right to make changes to the technical specifications at any time without prior notice, resulting from the continuous improvement of our products. The values shown are approximate and may fluctuate within tolerances. HEPA filters (High Efficiency Particulate Air Filters) undergo complete quality control starting from checking the quality of components to a thorough inspection and control of the finished product.

Technical data for standard filters based on the results of laboratory tests carried out in accordance with EN 1822

Filtration Class	Product	Dimensions [mm]			Filtration Area [m²]	Air Flow Rate [m³/h]	Initial Pressure Drop [Pa]
		W	H	D			
H13	UltraWood292	305	305	292	5,2	500	250
		405	405	292	9,1	1000	250
		305	610	292	10,4	1100	250
		457	457	292	11,7	1200	250
		535	535	292	16	1800	250
		575	575	292	18,5	2000	250
		610	610	292	20,8	2200	250
		610	915	292	31,2	3000	250
		610	1220	292	41,8	3600	250

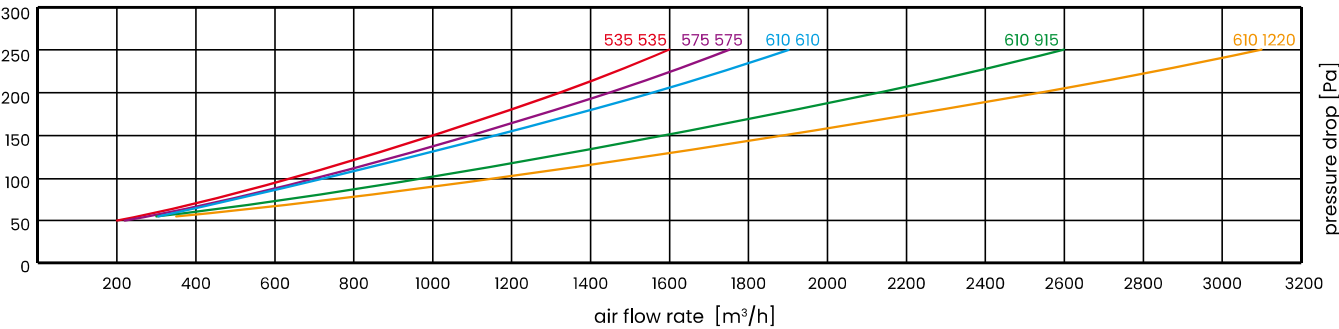
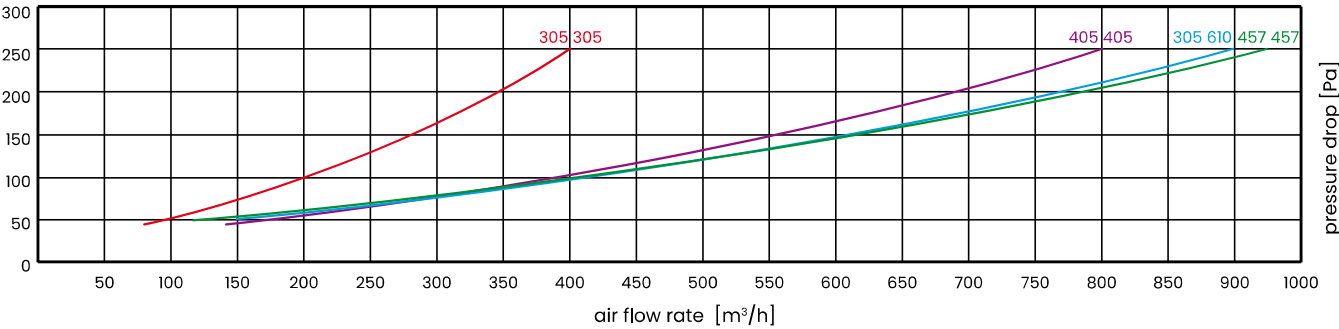


Filters in MDF casings are manufactured in all sizes, but we recommend that the front area of the filter does not exceed 0.6 m².

We reserve the right to make changes to the technical specifications at any time without prior notice, resulting from the continuous improvement of our products. The values shown are approximate and may fluctuate within tolerances. HEPA filters (High Efficiency Particulate Air Filters) undergo complete quality control starting from checking the quality of components to a thorough inspection and control of the finished product.

Technical data for standard filters based on the results of laboratory tests carried out in accordance with EN 1822

Filtration Class	Product	Dimensions [mm]			Filtration Area [m²]	Air Flow Rate [m³/h]	Initial Pressure Drop [Pa]
		W	H	D			
H14	UltraWood292	305	305	292	5,2	400	250
		405	405	292	9,1	800	250
		305	610	292	10,4	900	250
		457	457	292	11,7	950	250
		535	535	292	16	1600	250
		575	575	292	18,5	1750	250
		610	610	292	20,8	1900	250
		610	915	292	31,2	2600	250
		610	1220	292	41,8	3100	250



Filters in MDF casings are manufactured in all sizes, but we recommend that the front area of the filter does not exceed 0.6 m².

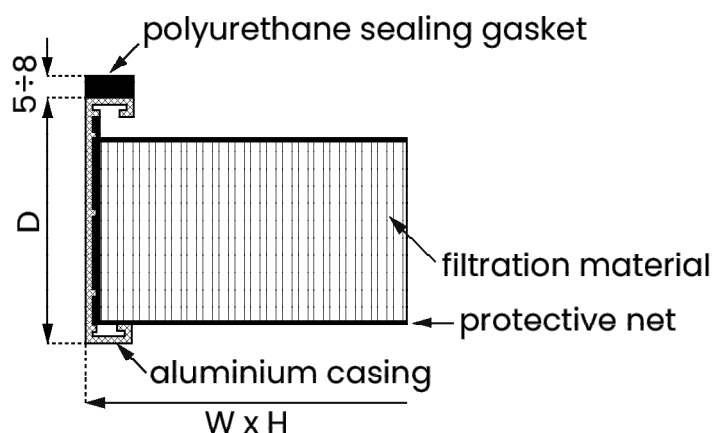
We reserve the right to make changes to the technical specifications at any time without prior notice, resulting from the continuous improvement of our products. The values shown are approximate and may fluctuate within tolerances. HEPA filters (High Efficiency Particulate Air Filters) undergo complete quality control starting from checking the quality of components to a thorough inspection and control of the finished product.

**EPA/HEPA filters****UltraAlu 70**

PN-EN 1822:2009 Class:	E10, E11, H13, H14
Filtration material:	hydrophobic glass fiber (glass microfibers)
Separators:	hot melt
Casing:	aluminum with protective nets on both sides
Bonding:	two-component, cold-mixed (polyurethane)
Sealing gasket:	on one side of the filter (continuous foam or flat)
Max. operating temperature:	80°C
Permissible relative humidity:	>100%
Final recommended pressure drop:	600 Pa
Protective net:	optionally on one or both sides

156

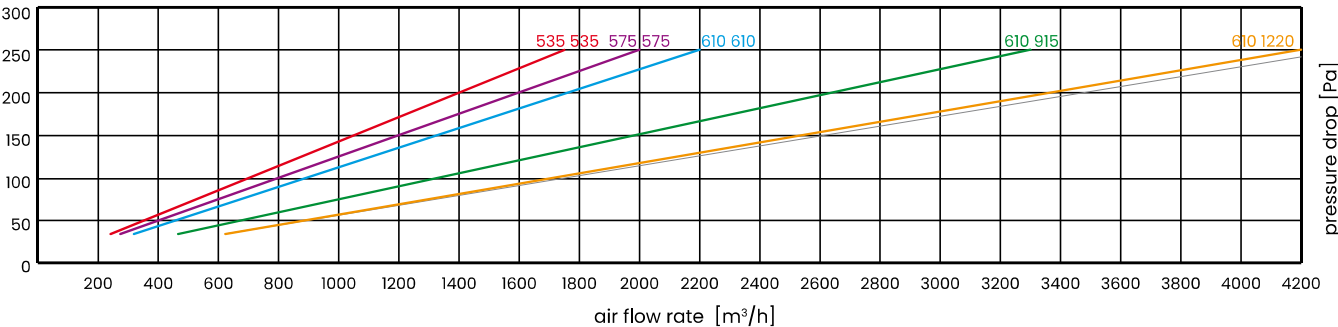
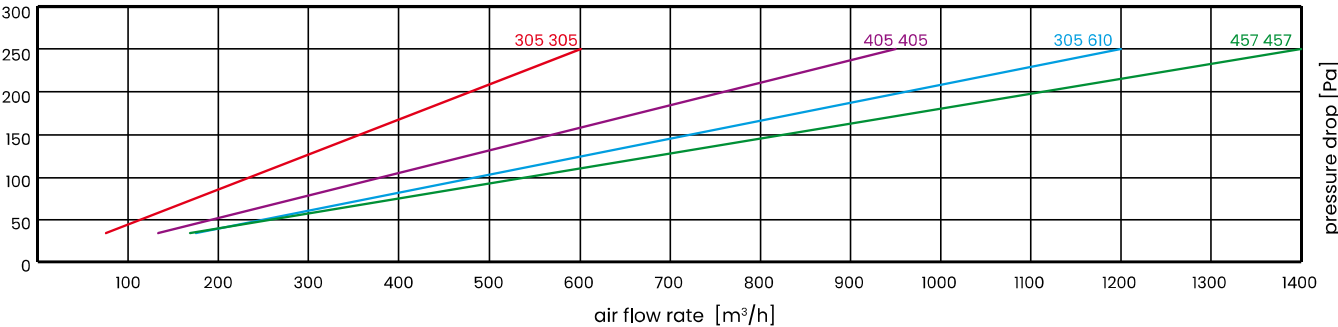
1. Durable and rigid construction
2. Protective nets for filter cartridges
3. High dust absorbency
4. Low pressure drop
5. Long filter lifespan
6. Low energy costs
7. Resistance to humidity
8. Flame retardant (F1 acc. DIN 53438)
9. Disposal without toxic compounds



We reserve the right to make changes to the technical specifications at any time without prior notice, resulting from the continuous improvement of our products. The values shown are approximate and may fluctuate within tolerances. HEPA filters (High Efficiency Particulate Air Filters) undergo complete quality control starting from checking the quality of components to a thorough inspection and control of the finished product.

Technical data for standard filters based on the results of laboratory tests carried out in accordance with EN 1822

Filtration Class	Product	Dimensions [mm]			Filtration Area [m²]	Air Flow Rate [m³/h]	Initial Pressure Drop [Pa]
		W	H	D			
E10	UltraAlu70	305	305	70	2,6	150	70
		405	405	70	4,6	250	70
		305	610	70	5,2	300	70
		457	457	70	5,9	350	70
		535	535	70	8,1	450	70
		575	575	70	9,4	530	70
		610	610	70	10,6	600	70
		610	915	70	15,8	1000	70
		610	1220	70	21,2	1200	70

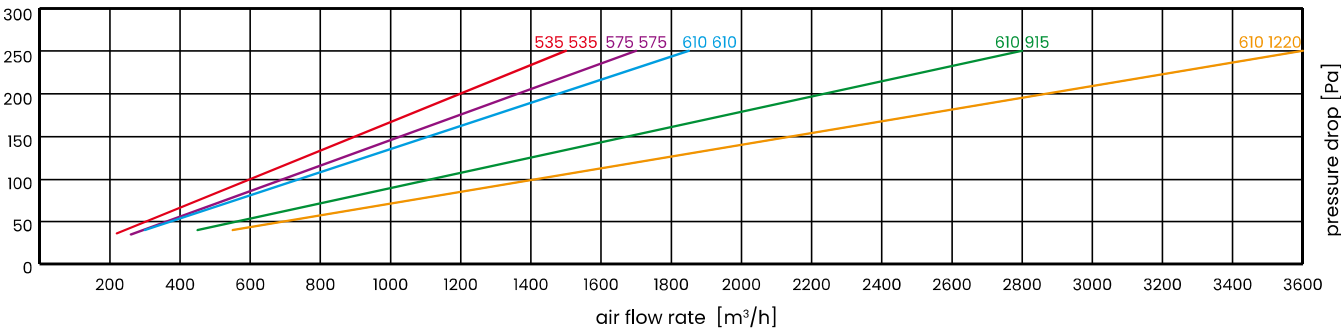
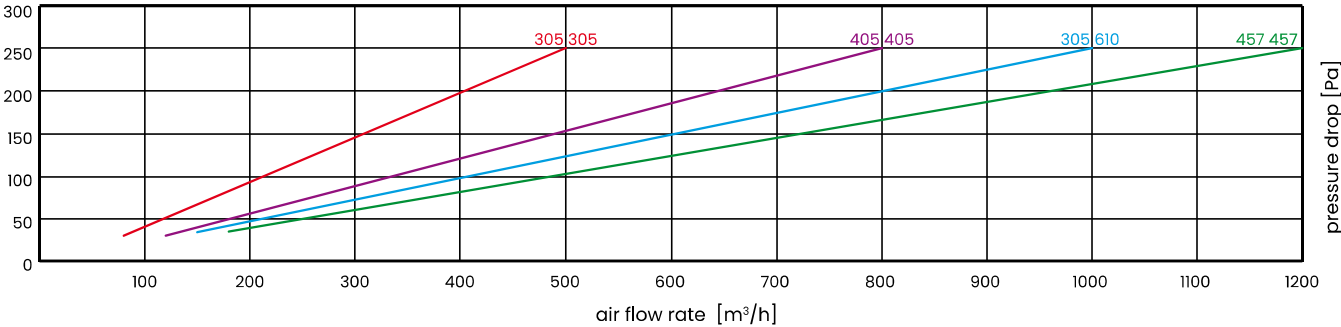


Filters in aluminum casings are manufactured in all sizes, but we recommend that the front area of the filter does not exceed 0.6 m².

We reserve the right to make changes to the technical specifications at any time without prior notice, resulting from the continuous improvement of our products. The values shown are approximate and may fluctuate within tolerances. HEPA filters (High Efficiency Particulate Air Filters) undergo complete quality control starting from checking the quality of components to a thorough inspection and control of the finished product.

Technical data for standard filters based on the results of laboratory tests carried out in accordance with EN 1822

Filtration Class	Product	Dimensions [mm]			Filtration Area [m²]	Air Flow Rate [m³/h]	Initial Pressure Drop [Pa]
		W	H	D			
E11	UltraAlu70	305	305	78	2,6	150	80
		405	405	78	4,6	250	80
		305	610	78	5,2	300	80
		457	457	78	5,9	350	80
		535	535	78	8,1	450	80
		575	575	78	9,4	530	80
		610	610	78	10,6	600	80
		610	915	78	15,8	1000	80
		610	1220	78	21,2	1200	80



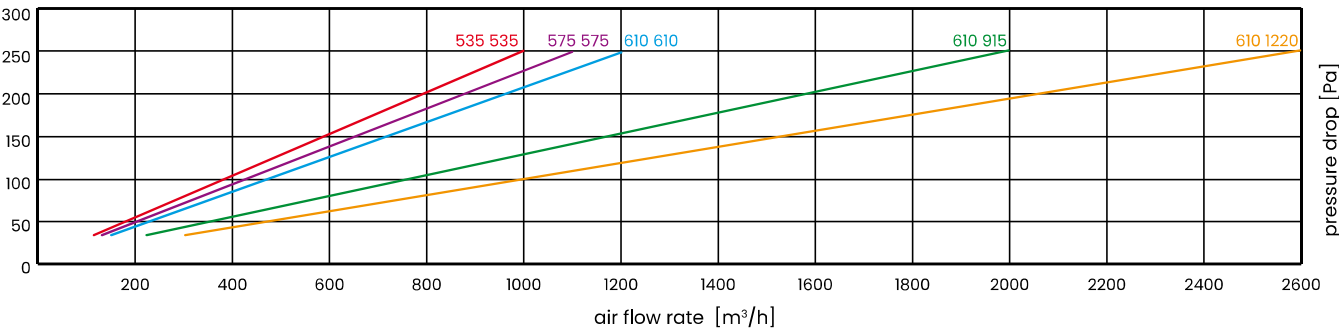
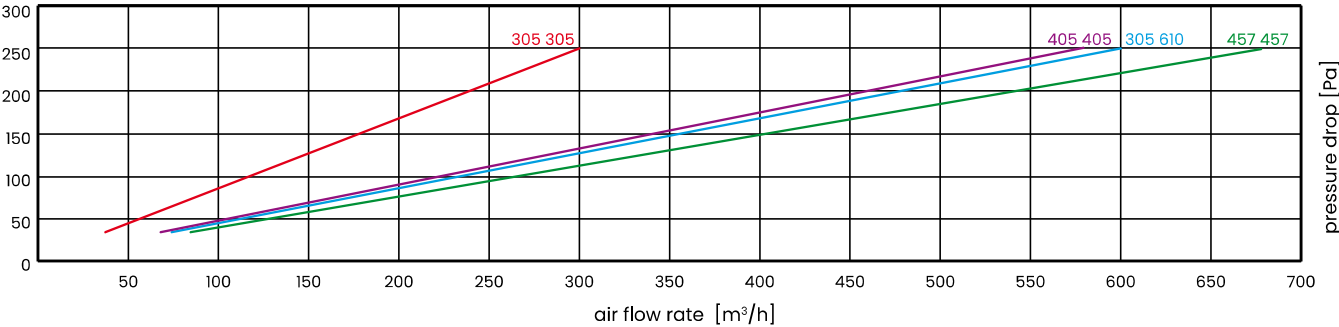
Filters in aluminum casings are manufactured in all sizes, but we recommend that the front area of the filter does not exceed 0.6 m².

We reserve the right to make changes to the technical specifications at any time without prior notice, resulting from the continuous improvement of our products. The values shown are approximate and may fluctuate within tolerances. HEPA filters (High Efficiency Particulate Air Filters) undergo complete quality control starting from checking the quality of components to a thorough inspection and control of the finished product.



Technical data for standard filters based on the results of laboratory tests carried out in accordance with EN 1822

Filtration Class	Product	Dimensions [mm]			Filtration Area [m²]	Air Flow Rate [m³/h]	Initial Pressure Drop [Pa]
		W	H	D			
H13	UltraAlu70	305	305	70	2,6	150	120
		405	405	70	4,6	250	120
		305	610	70	5,2	300	120
		457	457	70	5,9	350	120
		535	535	70	8,1	450	120
		575	575	70	9,4	530	120
		610	610	70	10,6	600	120
		610	915	70	15,8	1000	120
		610	1220	70	21,2	1200	120



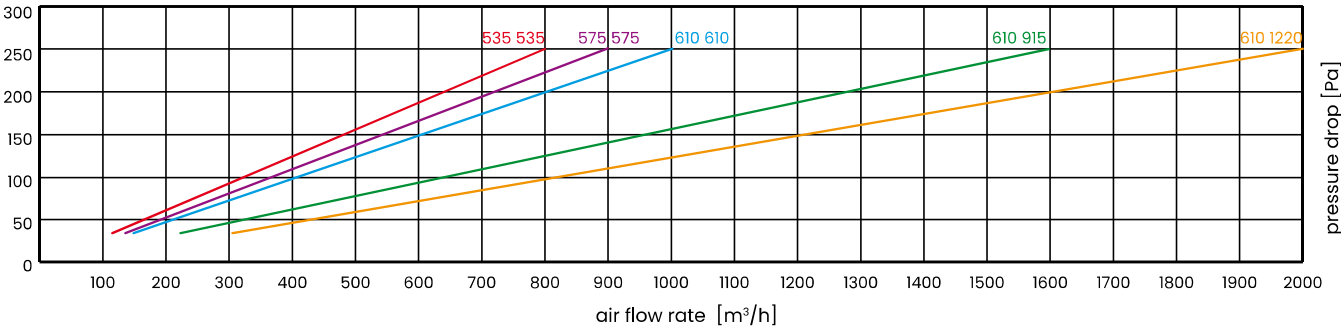
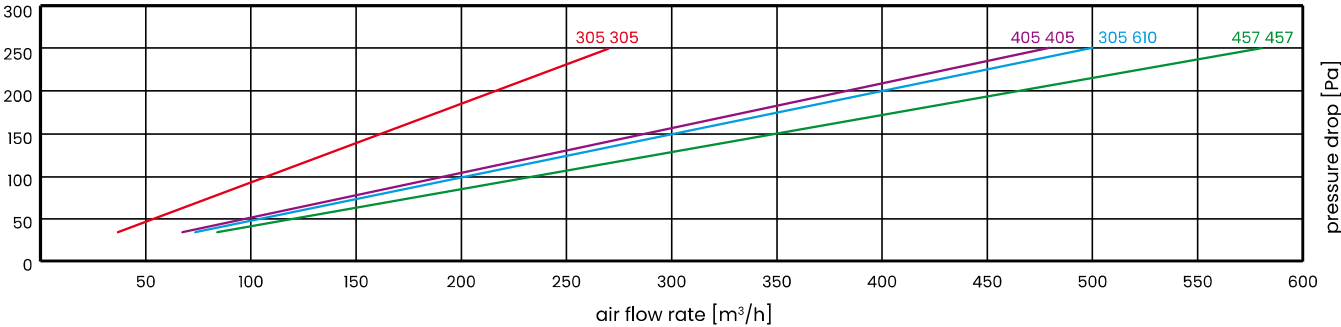
Filters in aluminum casings are manufactured in all sizes, but we recommend that the front area of the filter does not exceed 0.6 m².

We reserve the right to make changes to the technical specifications at any time without prior notice, resulting from the continuous improvement of our products. The values shown are approximate and may fluctuate within tolerances. HEPA filters (High Efficiency Particulate Air Filters) undergo complete quality control starting from checking the quality of components to a thorough inspection and control of the finished product.

Technical data for standard filters based on the results of laboratory tests carried out in accordance with EN 1822

Filtration Class	Product	Dimensions [mm]			Filtration Area [m²]	Air Flow Rate [m³/h]	Initial Pressure Drop [Pa]
		W	H	D			
H14	UltraAlu70	305	305	70	2,6	150	135
		405	405	70	4,6	250	135
		305	610	70	5,2	300	135
		457	457	70	5,9	350	135
		535	535	70	8,1	450	135
		575	575	70	9,4	530	135
		610	610	70	10,6	600	135
		610	915	70	15,8	1000	135
		610	1220	70	21,2	1200	135

160



Filters in aluminum casings are manufactured in all sizes, but we recommend that the front area of the filter does not exceed 0.6 m².

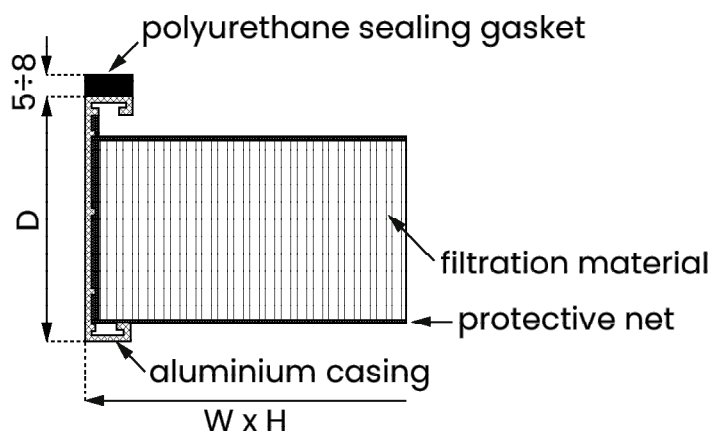
We reserve the right to make changes to the technical specifications at any time without prior notice, resulting from the continuous improvement of our products. The values shown are approximate and may fluctuate within tolerances. HEPA filters (High Efficiency Particulate Air Filters) undergo complete quality control starting from checking the quality of components to a thorough inspection and control of the finished product.

# UltraAlu 78



PN-EN 1822:2009 Class:	E10, E11, H13, H14
Filtration material:	hydrophobic glass fiber (glass microfibers)
Separators:	hot melt
Casing:	aluminum with protective nets on both sides
Bonding:	two-component, cold-mixed (polyurethane)
Sealing gasket:	on one side of the filter (continuous foam or flat)
Max. operating temperature:	80°C
Permissible relative humidity:	>100%
Final recommended pressure drop:	600 Pa
Protective net:	optionally on one or both sides

1. Durable and rigid construction
2. Protective nets for filter cartridges
3. High dust absorbency
4. Low pressure drop
5. Long filter lifespan
6. Low energy costs
7. Resistance to humidity
8. Flame retardant (F1 acc. DIN 53438)
9. Disposal without toxic compounds

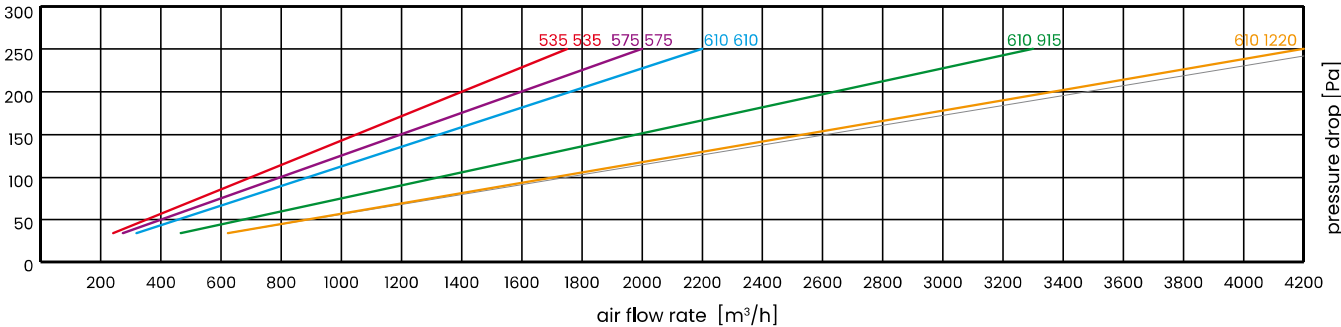
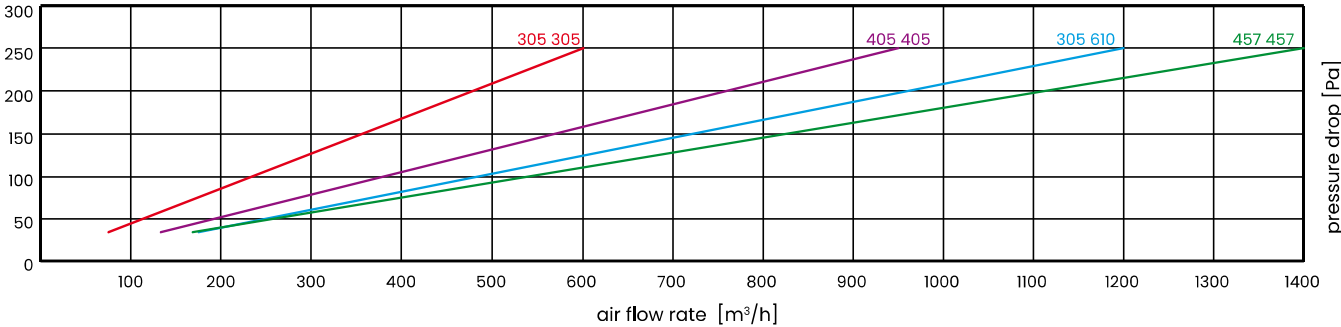


We reserve the right to make changes to the technical specifications at any time without prior notice, resulting from the continuous improvement of our products. The values shown are approximate and may fluctuate within tolerances. HEPA filters (High Efficiency Particulate Air Filters) undergo complete quality control starting from checking the quality of components to a thorough inspection and control of the finished product.

Technical data for standard filters based on the results of laboratory tests carried out in accordance with EN 1822

Filtration Class	Product	Dimensions [mm]			Filtration Area [m²]	Air Flow Rate [m³/h]	Initial Pressure Drop [Pa]
		W	H	D			
E10	UltraAlu78	305	305	78	2,6	150	70
		405	405	78	4,6	250	70
		305	610	78	5,2	300	70
		457	457	78	5,9	350	70
		535	535	78	8,1	450	70
		575	575	78	9,4	530	70
		610	610	78	10,6	600	70
		610	915	78	15,8	1000	70
		610	1220	78	21,2	1200	70

162

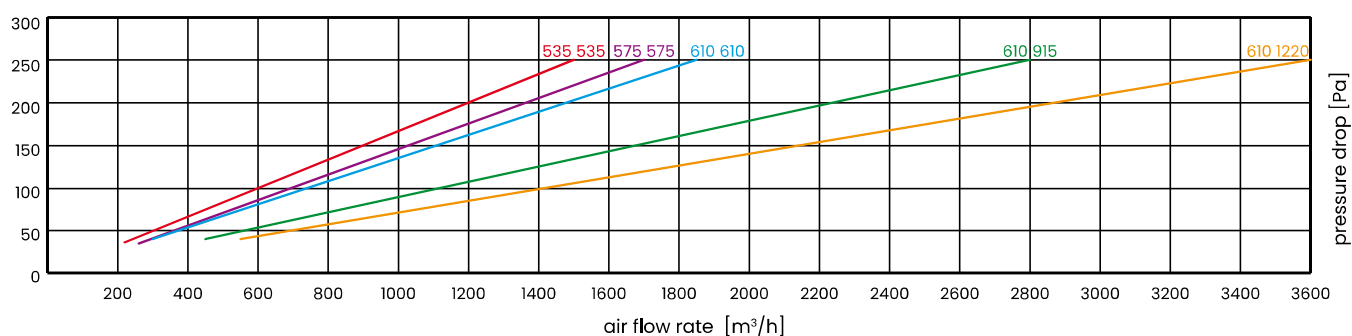
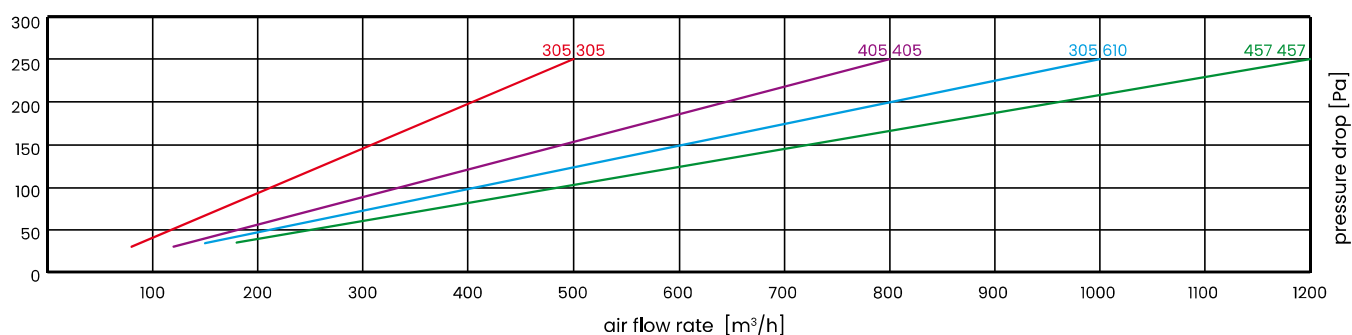


Filters in aluminum casings are manufactured in all sizes, but we recommend that the front area of the filter does not exceed 0.6 m².

We reserve the right to make changes to the technical specifications at any time without prior notice, resulting from the continuous improvement of our products. The values shown are approximate and may fluctuate within tolerances. HEPA filters (High Efficiency Particulate Air Filters) undergo complete quality control starting from checking the quality of components to a thorough inspection and control of the finished product.

Technical data for standard filters based on the results of laboratory tests carried out in accordance with EN 1822

Filtration Class	Product	Dimensions [mm]			Filtration Area [m <sup>2</sup> ]	Air Flow Rate [m <sup>3</sup> /h]	Initial Pressure Drop [Pa]
		W	H	D			
E11	UltraAlu78	305	305	78	2,6	150	80
		405	405	78	4,6	250	80
		305	610	78	5,2	300	80
		457	457	78	5,9	350	80
		535	535	78	8,1	450	80
		575	575	78	9,4	530	80
		610	610	78	10,6	600	80
		610	915	78	15,8	1000	80
		610	1220	78	21,2	1200	80



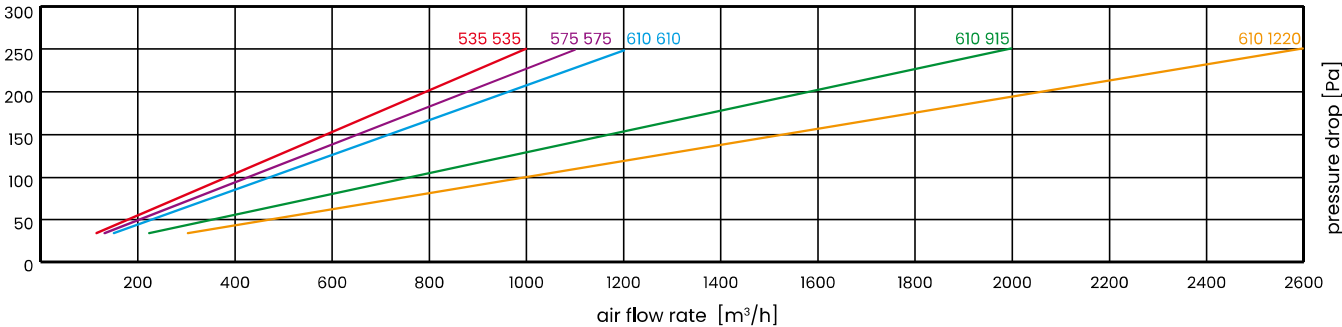
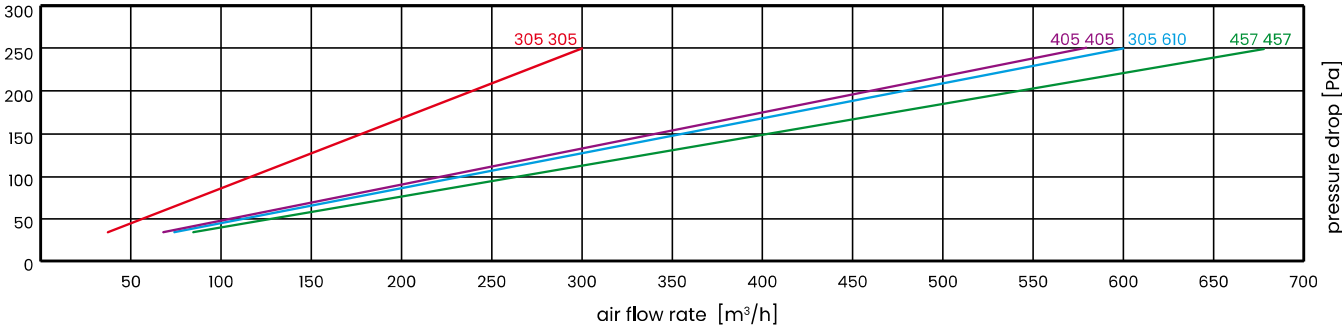
Filters in aluminum casings are manufactured in all sizes, but we recommend that the front area of the filter does not exceed 0.6 m<sup>2</sup>.

We reserve the right to make changes to the technical specifications at any time without prior notice, resulting from the continuous improvement of our products. The values shown are approximate and may fluctuate within tolerances. HEPA filters (High Efficiency Particulate Air Filters) undergo complete quality control starting from checking the quality of components to a thorough inspection and control of the finished product.

Technical data for standard filters based on the results of laboratory tests carried out in accordance with EN 1822

Filtration Class	Product	Dimensions [mm]			Filtration Area [m²]	Air Flow Rate [m³/h]	Initial Pressure Drop [Pa]
		W	H	D			
H13	UltraAlu78	305	305	78	2,6	150	120
		405	405	78	4,6	250	120
		305	610	78	5,2	300	120
		457	457	78	5,9	350	120
		535	535	78	8,1	450	120
		575	575	78	9,4	530	120
		610	610	78	10,6	600	120
		610	915	78	15,8	1000	120
		610	1220	78	21,2	1200	120

164

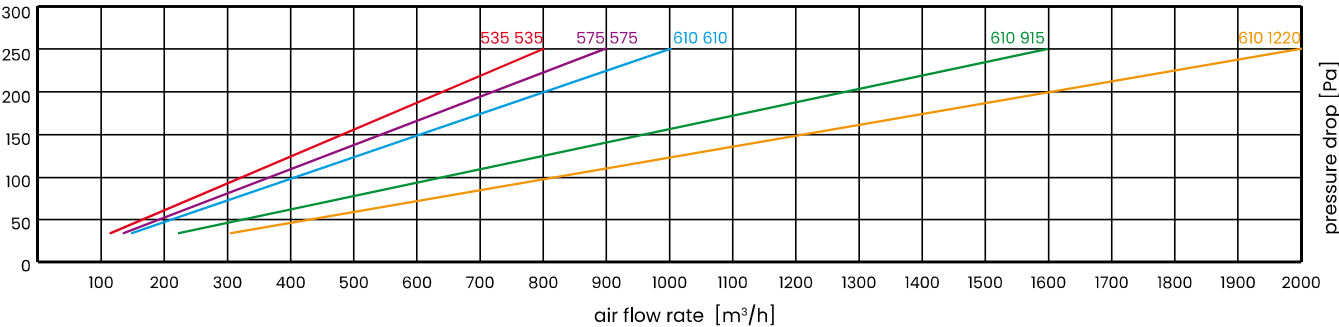
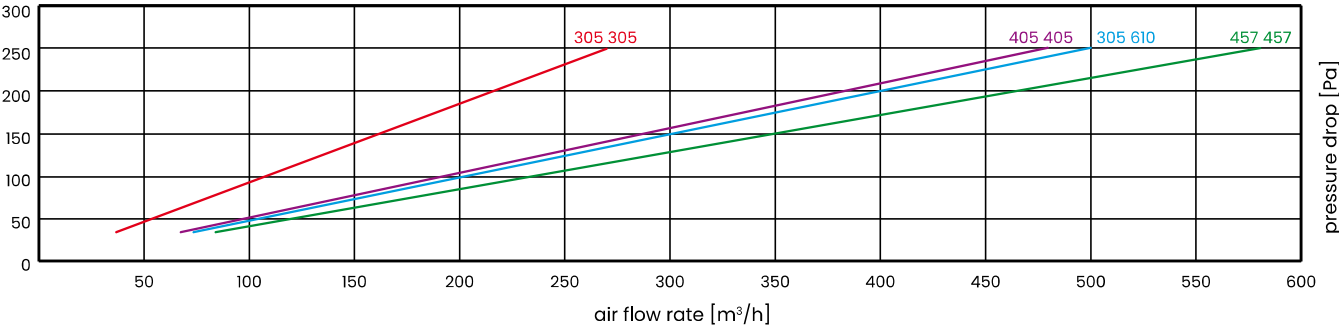


Filters in aluminum casings are manufactured in all sizes, but we recommend that the front area of the filter does not exceed 0.6 m².

We reserve the right to make changes to the technical specifications at any time without prior notice, resulting from the continuous improvement of our products. The values shown are approximate and may fluctuate within tolerances. HEPA filters (High Efficiency Particulate Air Filters) undergo complete quality control starting from checking the quality of components to a thorough inspection and control of the finished product.

Technical data for standard filters based on the results of laboratory tests carried out in accordance with EN 1822

Filtration Class	Product	Dimensions [mm]			Filtration Area [m²]	Air Flow Rate [m³/h]	Initial Pressure Drop [Pa]
		W	H	D			
H14	UltraAlu78	305	305	78	2,6	150	135
		405	405	78	4,6	250	135
		305	610	78	5,2	300	135
		457	457	78	5,9	350	135
		535	535	78	8,1	450	135
		575	575	78	9,4	530	135
		610	610	78	10,6	600	135
		610	915	78	15,8	1000	135
		610	1220	78	21,2	1200	135



Filters in aluminum casings are manufactured in all sizes, but we recommend that the front area of the filter does not exceed 0.6 m².

We reserve the right to make changes to the technical specifications at any time without prior notice, resulting from the continuous improvement of our products. The values shown are approximate and may fluctuate within tolerances. HEPA filters (High Efficiency Particulate Air Filters) undergo complete quality control starting from checking the quality of components to a thorough inspection and control of the finished product.

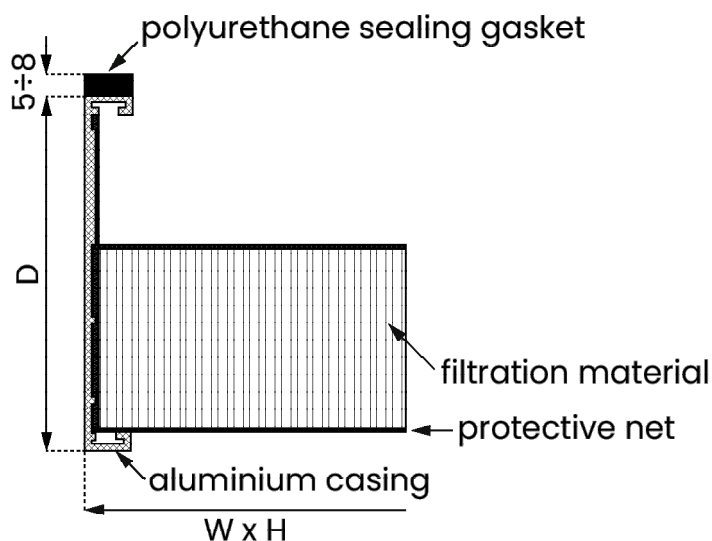


**EPA/HEPA filters****UltraAlu 150**

PN-EN 1822:2009 Class:	E10, E11, H13, H14
Filtration material:	hydrophobic glass fiber (glass microfibers)
Separators:	hot melt
Casing:	aluminum with protective nets on both sides
Bonding:	two-component, cold-mixed (polyurethane)
Sealing gasket:	on one side of the filter (continuous foam or flat)
Max. operating temperature:	80°C
Permissible relative humidity:	>100%
Final recommended pressure drop:	600 Pa
Protective net:	optionally on one or both sides

1. Durable and rigid construction
2. Protective nets for filter cartridges
3. High dust absorbency
4. Low pressure drop
5. Long filter lifespan
6. Low energy costs
7. Resistance to humidity
8. Flame retardant (F1 acc. DIN 53438)
9. Disposal without toxic compounds

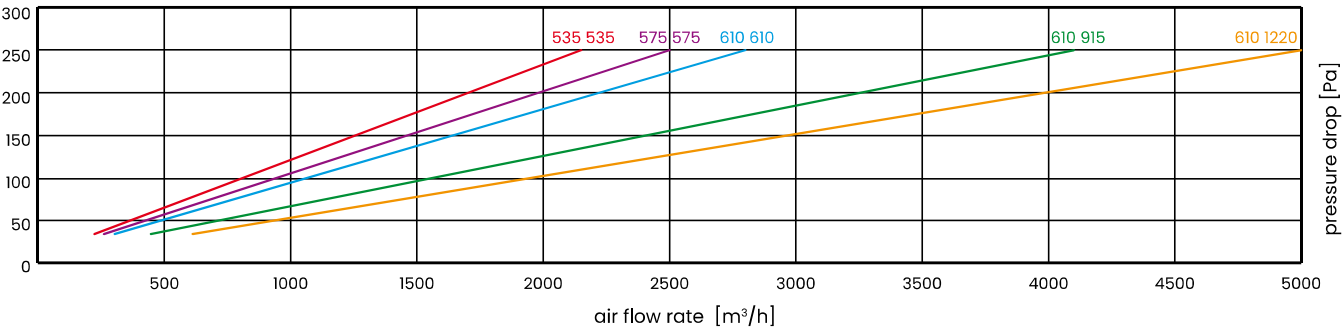
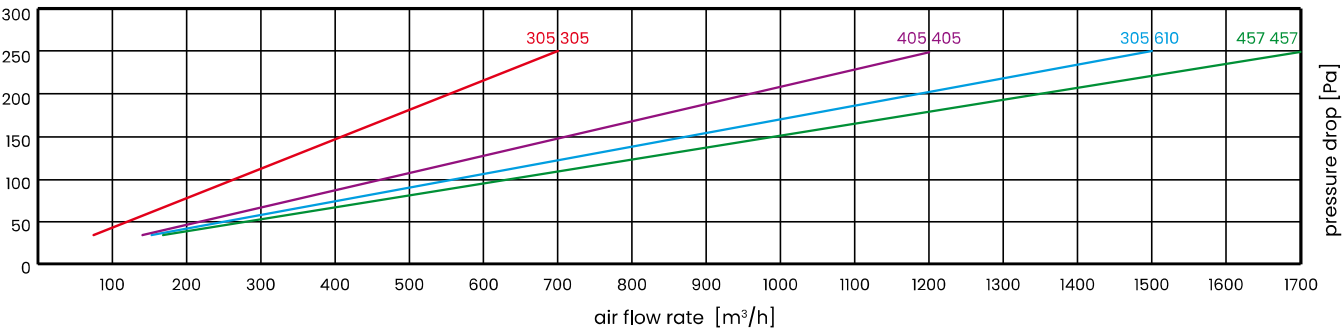
166



We reserve the right to make changes to the technical specifications at any time without prior notice, resulting from the continuous improvement of our products. The values shown are approximate and may fluctuate within tolerances. HEPA filters (High Efficiency Particulate Air Filters) undergo complete quality control starting from checking the quality of components to a thorough inspection and control of the finished product.

Technical data for standard filters based on the results of laboratory tests carried out in accordance with EN 1822

Filtration Class	Product	Dimensions [mm]			Filtration Area [m²]	Air Flow Rate [m³/h]	Initial Pressure Drop [Pa]
		W	H	D			
E10	UltraAlu150	305	305	150	3,4	150	60
		405	405	150	6	250	60
		305	610	150	6,9	300	60
		457	457	150	7,6	350	60
		535	535	150	10,6	450	60
		575	575	150	12,3	530	60
		610	610	150	13,9	600	60
		610	915	150	20,8	1000	60
		610	1220	150	27,8	1200	60

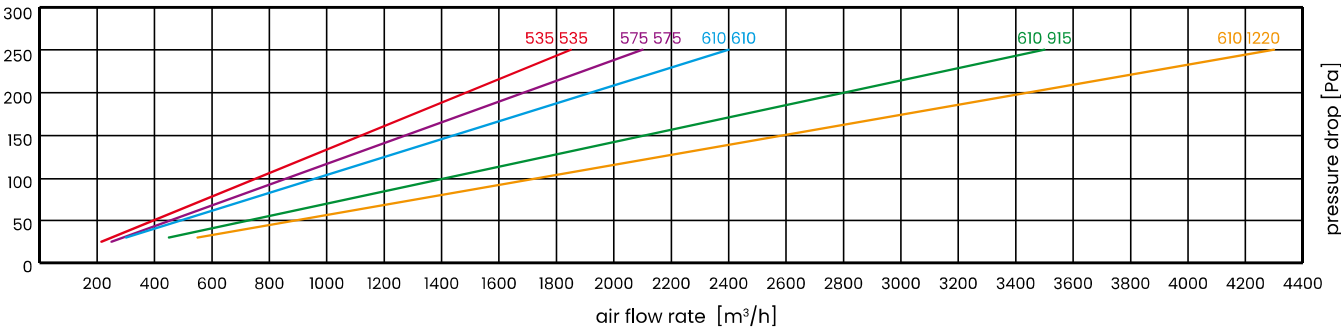
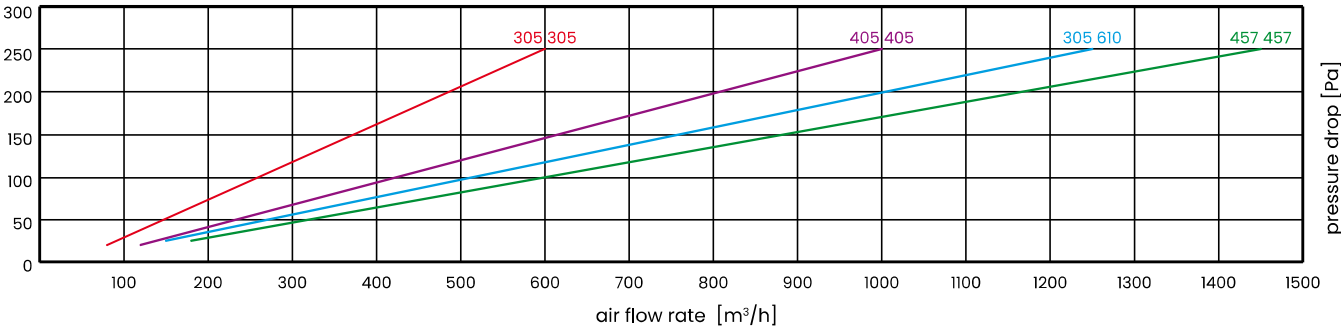


Filters in aluminum casings are manufactured in all sizes, but we recommend that the front area of the filter does not exceed 0.6 m².

We reserve the right to make changes to the technical specifications at any time without prior notice, resulting from the continuous improvement of our products. The values shown are approximate and may fluctuate within tolerances. HEPA filters (High Efficiency Particulate Air Filters) undergo complete quality control starting from checking the quality of components to a thorough inspection and control of the finished product.

Technical data for standard filters based on the results of laboratory tests carried out in accordance with EN 1822

Filtration Class	Product	Dimensions [mm]			Filtration Area [m <sup>2</sup> ]	Air Flow Rate [m <sup>3</sup> /h]	Initial Pressure Drop [Pa]
		W	H	D			
E11	UltraAlu150	305	305	150	3,4	150	70
		405	405	150	6	250	70
		305	610	150	6,9	300	70
		457	457	150	7,6	350	70
		535	535	150	10,6	450	70
		575	575	150	12,3	530	70
		610	610	150	13,9	600	70
		610	915	150	20,8	1000	70
		610	1220	150	27,8	1200	70

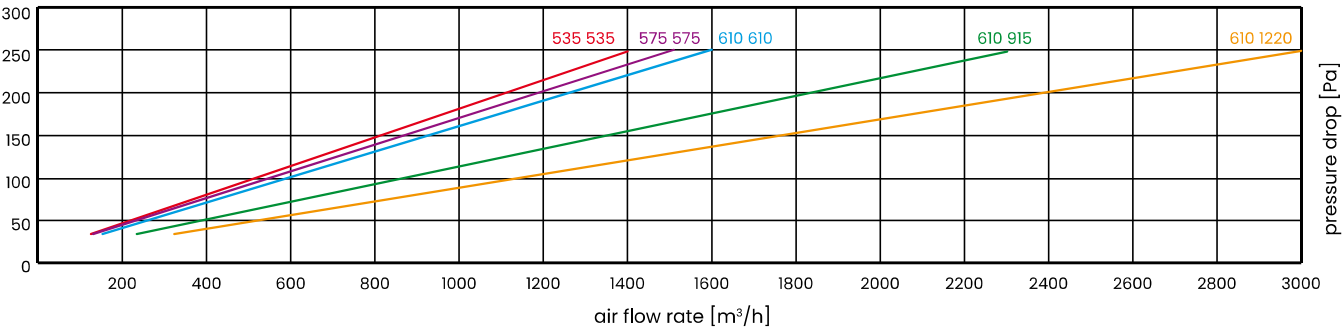
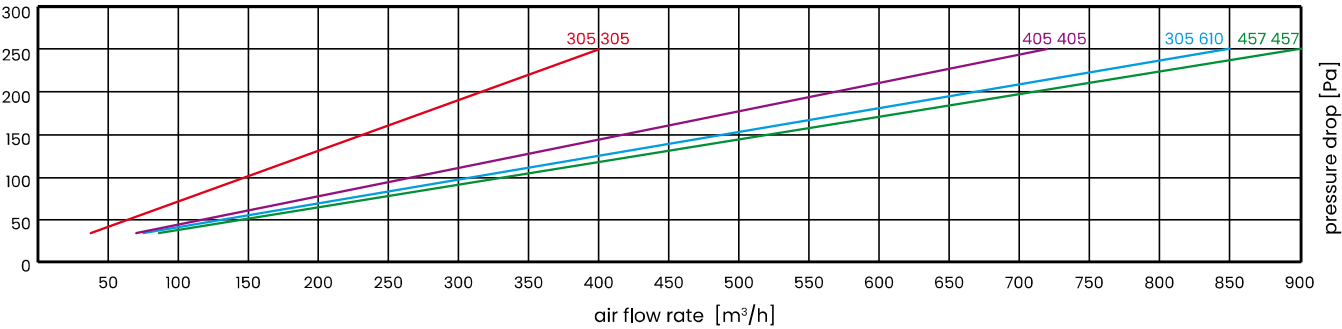


Filters in aluminum casings are manufactured in all sizes, but we recommend that the front area of the filter does not exceed 0.6 m<sup>2</sup>.

We reserve the right to make changes to the technical specifications at any time without prior notice, resulting from the continuous improvement of our products. The values shown are approximate and may fluctuate within tolerances. HEPA filters (High Efficiency Particulate Air Filters) undergo complete quality control starting from checking the quality of components to a thorough inspection and control of the finished product.

Technical data for standard filters based on the results of laboratory tests carried out in accordance with EN 1822

Filtration Class	Product	Dimensions [mm]			Filtration Area [m²]	Air Flow Rate [m³/h]	Initial Pressure Drop [Pa]
		W	H	D			
H13	UltraAlu150	305	305	150	3,4	150	100
		405	405	150	6	250	100
		305	610	150	6,9	300	100
		457	457	150	7,6	350	100
		535	535	150	10,6	450	100
		575	575	150	12,3	530	100
		610	610	150	13,9	600	100
		610	915	150	20,8	1000	100
		610	1220	150	27,8	1200	100



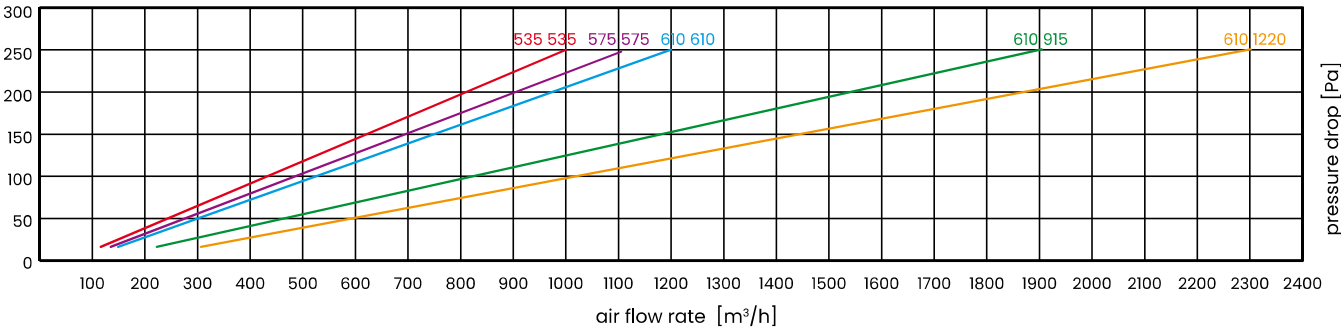
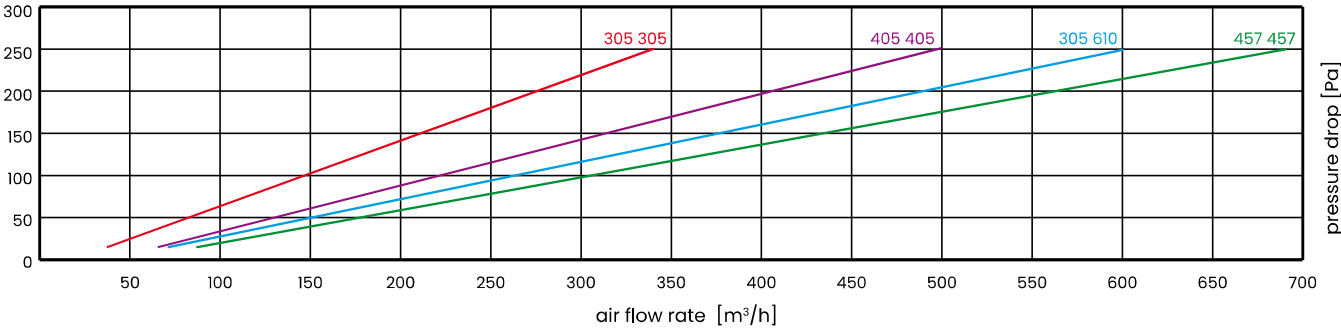
Filters in aluminum casings are manufactured in all sizes, but we recommend that the front area of the filter does not exceed 0.6 m².

We reserve the right to make changes to the technical specifications at any time without prior notice, resulting from the continuous improvement of our products. The values shown are approximate and may fluctuate within tolerances. HEPA filters (High Efficiency Particulate Air Filters) undergo complete quality control starting from checking the quality of components to a thorough inspection and control of the finished product.

Technical data for standard filters based on the results of laboratory tests carried out in accordance with EN 1822

Filtration Class	Product	Dimensions [mm]			Filtration Area [m²]	Air Flow Rate [m³/h]	Initial Pressure Drop [Pa]
		W	H	D			
H14	UltraAlu150	305	305	150	3,4	150	115
		405	405	150	6	250	115
		305	610	150	6,9	300	115
		457	457	150	7,6	350	115
		535	535	150	10,6	450	115
		575	575	150	12,3	530	115
		610	610	150	13,9	600	115
		610	915	150	20,8	1000	115
		610	1220	150	27,8	1200	115

170



Filters in aluminum casings are manufactured in all sizes, but we recommend that the front area of the filter does not exceed 0.6 m².

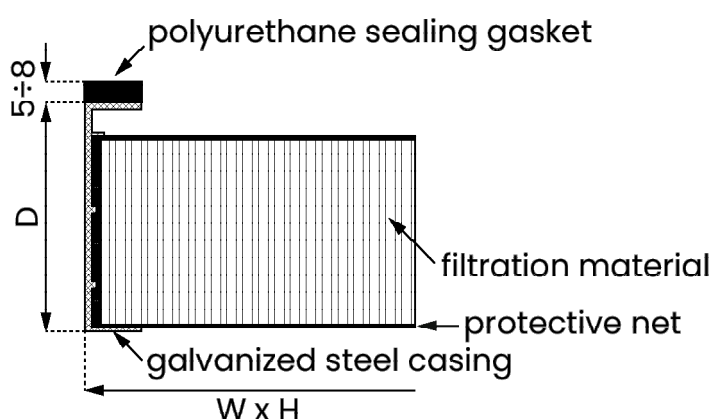
We reserve the right to make changes to the technical specifications at any time without prior notice, resulting from the continuous improvement of our products. The values shown are approximate and may fluctuate within tolerances. HEPA filters (High Efficiency Particulate Air Filters) undergo complete quality control starting from checking the quality of components to a thorough inspection and control of the finished product.

# UltraMet 78



1. Durable and rigid construction
2. High dust absorbency
3. Low pressure drop
4. Long filter lifespan
5. Low energy costs
6. Resistance to humidity
7. Flame retardant (F1 acc. DIN 53438)
8. Disposal without toxic compounds

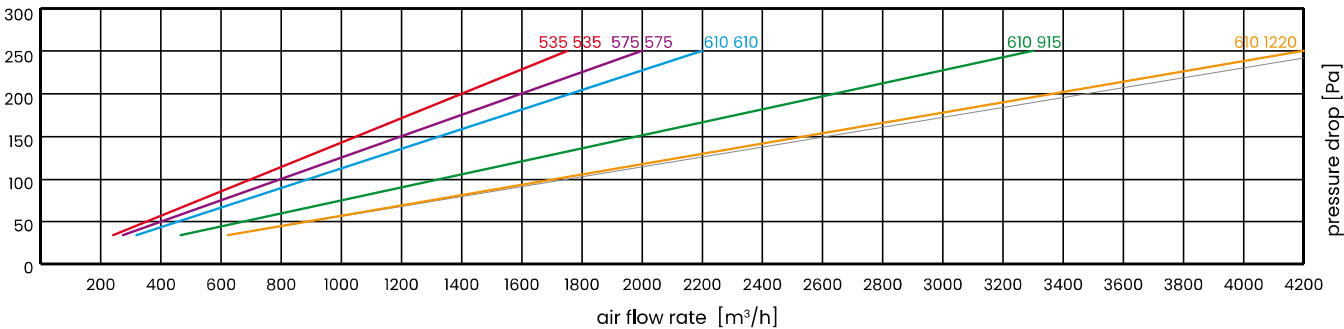
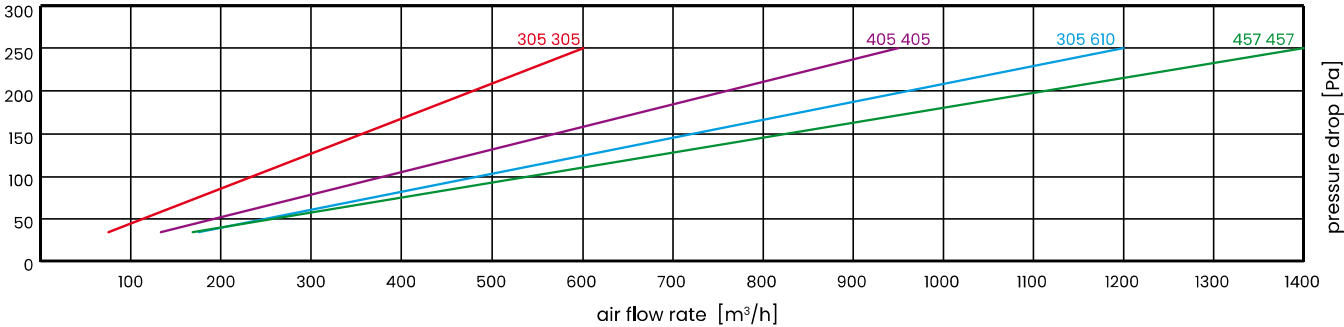
PN-EN 1822:2009 Class:	E10, E11, H13, H14
Filtration material:	hydrophobic glass fiber (glass microfibers)
Separators:	hot melt
Casing:	galvanized steel, resistant to humidity
Bonding:	two-component, cold-mixed (polyurethane)
Sealing gasket:	on one side of the filter (continuous foam or flat)
Max. operating temperature:	80°C
Permissible relative humidity:	>90%
Final recommended pressure drop:	600 Pa
Protective net:	optionally on one or both sides



We reserve the right to make changes to the technical specifications at any time without prior notice, resulting from the continuous improvement of our products. The values shown are approximate and may fluctuate within tolerances. HEPA filters (High Efficiency Particulate Air Filters) undergo complete quality control starting from checking the quality of components to a thorough inspection and control of the finished product.

Technical data for standard filters based on the results of laboratory tests carried out in accordance with EN 1822

Filtration Class	Product	Dimensions [mm]			Filtration Area [m²]	Air Flow Rate [m³/h]	Initial Pressure Drop [Pa]
		W	H	D			
E10	UltraMet78	305	305	78	2,6	150	70
		405	405	78	4,6	250	70
		305	610	78	5,2	300	70
		457	457	78	5,9	350	70
		535	535	78	8,1	450	70
		575	575	78	9,4	530	70
		610	610	78	10,6	600	70
		610	915	78	15,8	1000	70
		610	1220	78	21,2	1200	70



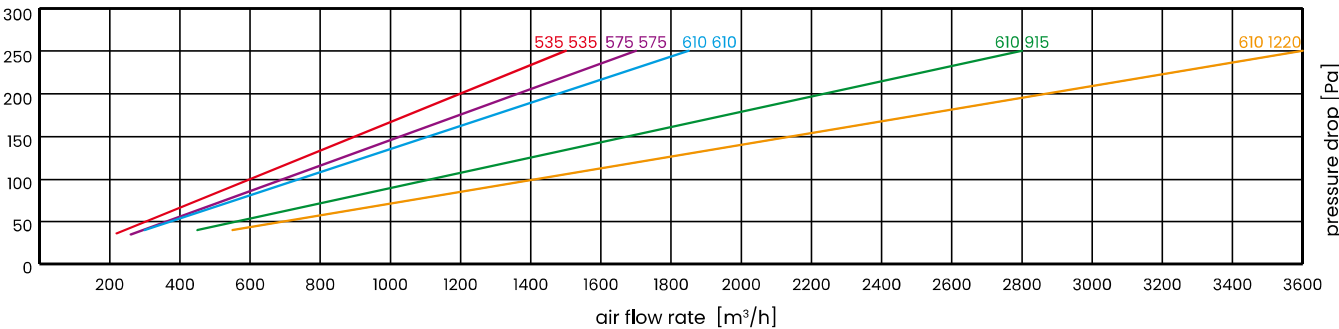
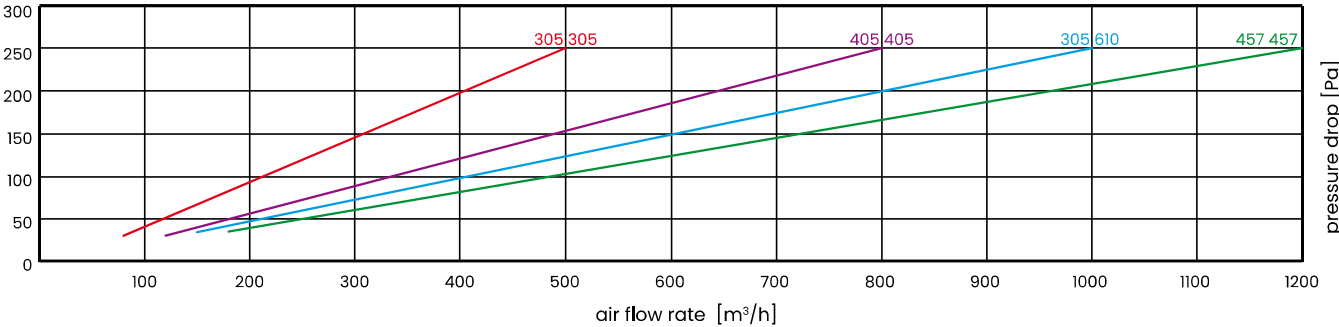
Filters in MDF casings are manufactured in all sizes, but we recommend that the front area of the filter does not exceed 0.6 m².

We reserve the right to make changes to the technical specifications at any time without prior notice, resulting from the continuous improvement of our products. The values shown are approximate and may fluctuate within tolerances. HEPA filters (High Efficiency Particulate Air Filters) undergo complete quality control starting from checking the quality of components to a thorough inspection and control of the finished product.



Technical data for standard filters based on the results of laboratory tests carried out in accordance with EN 1822

Filtration Class	Product	Dimensions [mm]			Filtration Area [m²]	Air Flow Rate [m³/h]	Initial Pressure Drop [Pa]
		W	H	D			
E11	UltraMet78	305	305	78	2,6	150	80
		405	405	78	4,6	250	80
		305	610	78	5,2	300	80
		457	457	78	5,9	350	80
		535	535	78	8,1	450	80
		575	575	78	9,4	530	80
		610	610	78	10,6	600	80
		610	915	78	15,8	1000	80
		610	1220	78	21,2	1200	80

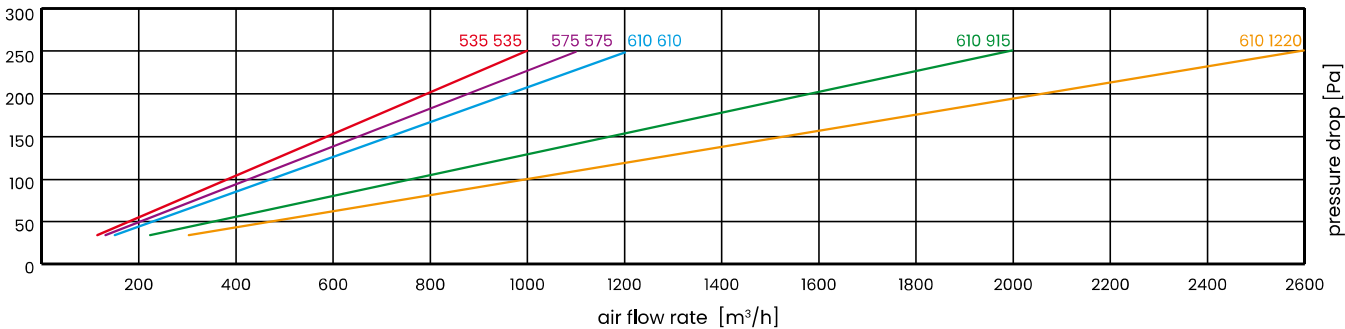
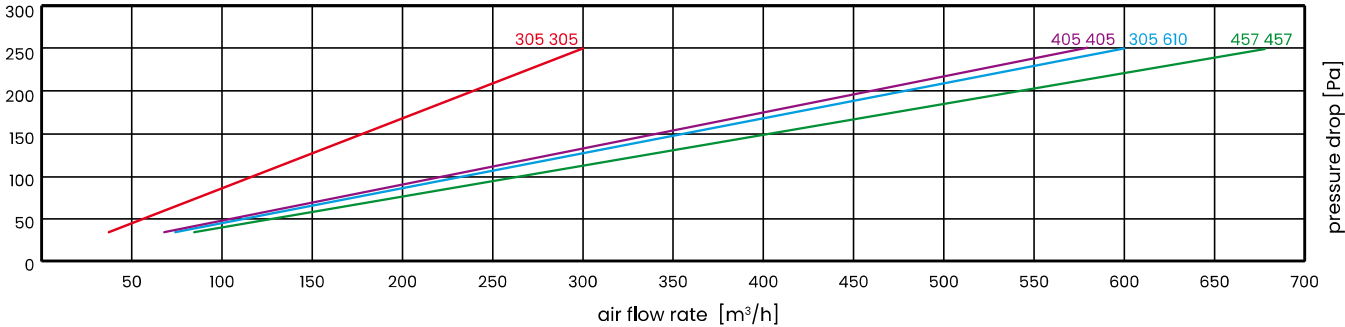


Filters in MDF casings are manufactured in all sizes, but we recommend that the front area of the filter does not exceed 0.6 m².

We reserve the right to make changes to the technical specifications at any time without prior notice, resulting from the continuous improvement of our products. The values shown are approximate and may fluctuate within tolerances. HEPA filters (High Efficiency Particulate Air Filters) undergo complete quality control starting from checking the quality of components to a thorough inspection and control of the finished product.

Technical data for standard filters based on the results of laboratory tests carried out in accordance with EN 1822

Filtration Class	Product	Dimensions [mm]			Filtration Area [m²]	Air Flow Rate [m³/h]	Initial Pressure Drop [Pa]
		W	H	D			
H13	UltraMet78	305	305	78	2,6	150	120
		405	405	78	4,6	250	120
		305	610	78	5,2	300	120
		457	457	78	5,9	350	120
		535	535	78	8,1	450	120
		575	575	78	9,4	530	120
		610	610	78	10,6	600	120
		610	915	78	15,8	1000	120
		610	1220	78	21,2	1200	120

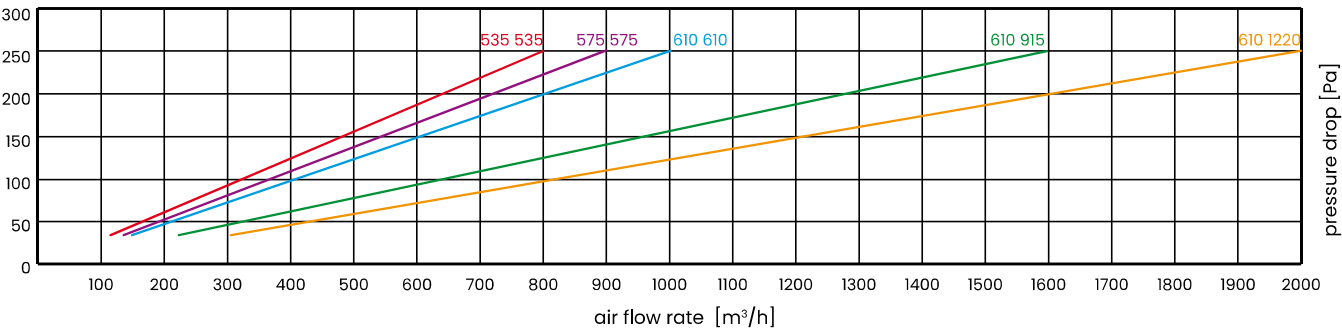
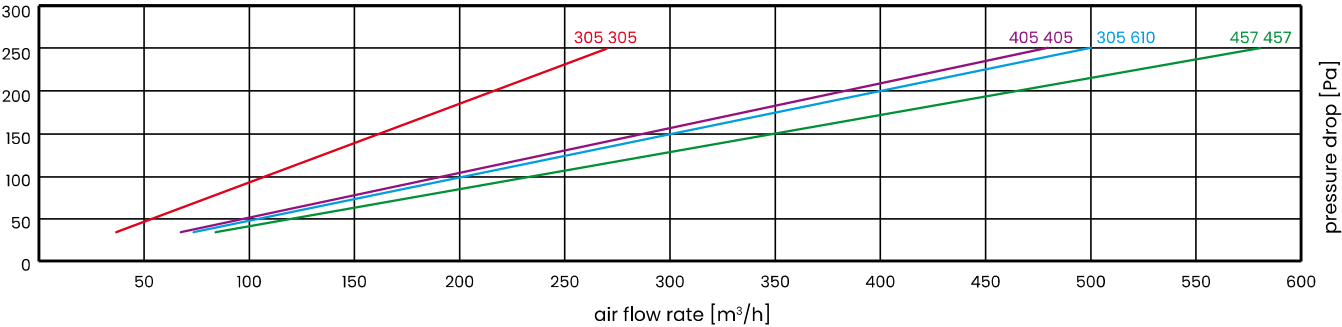


Filters in MDF casings are manufactured in all sizes, but we recommend that the front area of the filter does not exceed 0.6 m².

We reserve the right to make changes to the technical specifications at any time without prior notice, resulting from the continuous improvement of our products. The values shown are approximate and may fluctuate within tolerances. HEPA filters (High Efficiency Particulate Air Filters) undergo complete quality control starting from checking the quality of components to a thorough inspection and control of the finished product.

Technical data for standard filters based on the results of laboratory tests carried out in accordance with EN 1822

Filtration Class	Product	Dimensions [mm]			Filtration Area [m²]	Air Flow Rate [m³/h]	Initial Pressure Drop [Pa]
		W	H	D			
H14	UltraMet78	305	305	78	2,6	150	135
		405	405	78	4,6	250	135
		305	610	78	5,2	300	135
		457	457	78	5,9	350	135
		535	535	78	8,1	450	135
		575	575	78	9,4	530	135
		610	610	78	10,6	600	135
		610	915	78	15,8	1000	135
		610	1220	78	21,2	1200	135



Filters in MDF casings are manufactured in all sizes, but we recommend that the front area of the filter does not exceed 0.6 m².

We reserve the right to make changes to the technical specifications at any time without prior notice, resulting from the continuous improvement of our products. The values shown are approximate and may fluctuate within tolerances. HEPA filters (High Efficiency Particulate Air Filters) undergo complete quality control starting from checking the quality of components to a thorough inspection and control of the finished product.

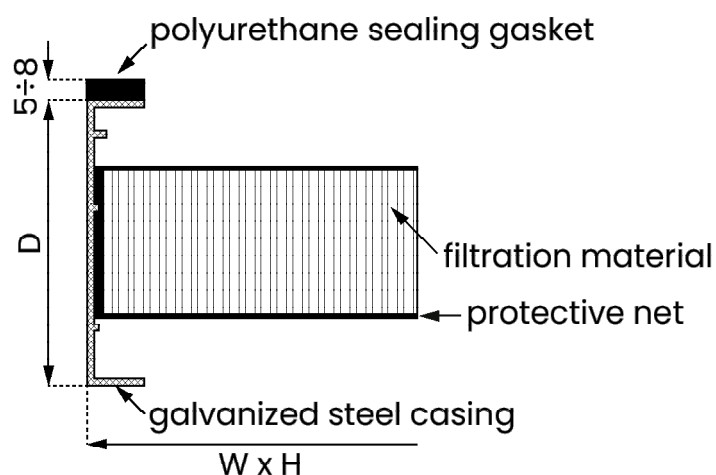


## UltraMet 150

PN-EN 1822:2009 Class:	E10, E11, H13, H14
Filtration material:	hydrophobic glass fiber (glass microfibers)
Separators:	hot melt
Casing:	galvanized steel, resistant to humidity
Bonding:	two-component, cold-mixed (polyurethane)
Sealing gasket:	on one side of the filter (continuous foam or flat)
Max. operating temperature:	80°C
Permissible relative humidity:	>90%
Final recommended pressure drop:	600 Pa
Protective net:	optionally on one or both sides

1. Durable and rigid construction
2. High dust absorbency
3. Low pressure drop
4. Long filter lifespan
5. Low energy costs
6. Resistance to humidity
7. Flame retardant (F1 acc. DIN 53438)
8. Disposal without toxic compounds

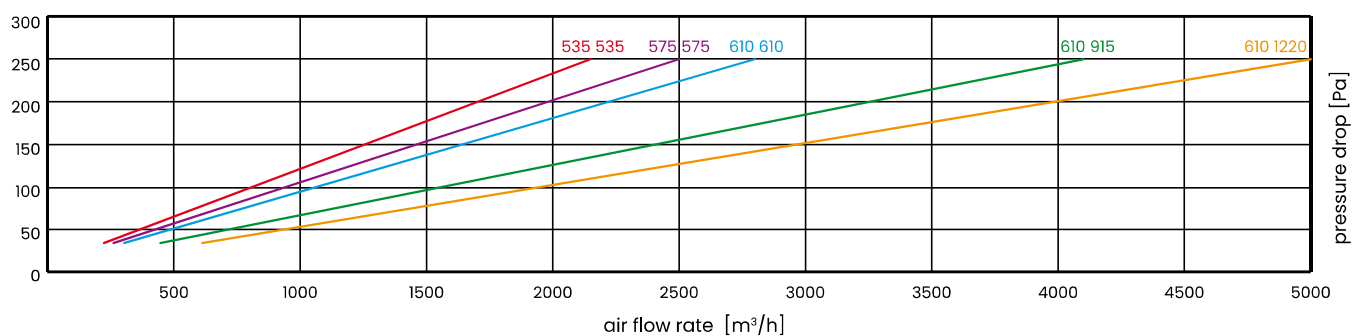
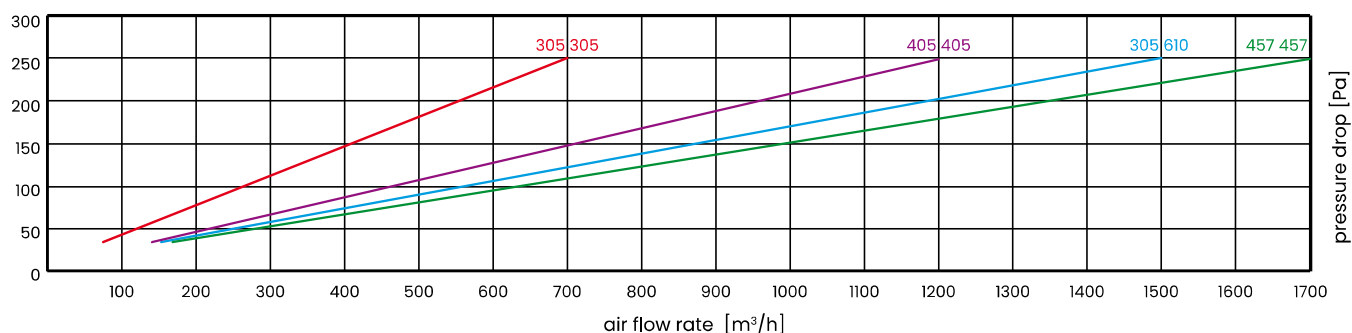
176



We reserve the right to make changes to the technical specifications at any time without prior notice, resulting from the continuous improvement of our products. The values shown are approximate and may fluctuate within tolerances. HEPA filters (High Efficiency Particulate Air Filters) undergo complete quality control starting from checking the quality of components to a thorough inspection and control of the finished product.

Technical data for standard filters based on the results of laboratory tests carried out in accordance with EN 1822

Filtration Class	Product	Dimensions [mm]			Filtration Area [m <sup>2</sup> ]	Air Flow Rate [m <sup>3</sup> /h]	Initial Pressure Drop [Pa]
		W	H	D			
E10	UltraMet150	305	305	150	3,4	150	60
		405	405	150	6	250	60
		305	610	150	6,9	300	60
		457	457	150	7,6	350	60
		535	535	150	10,6	450	60
		575	575	150	12,3	530	60
		610	610	150	13,9	600	60
		610	915	150	20,8	1000	60
		610	1220	150	27,8	1200	60

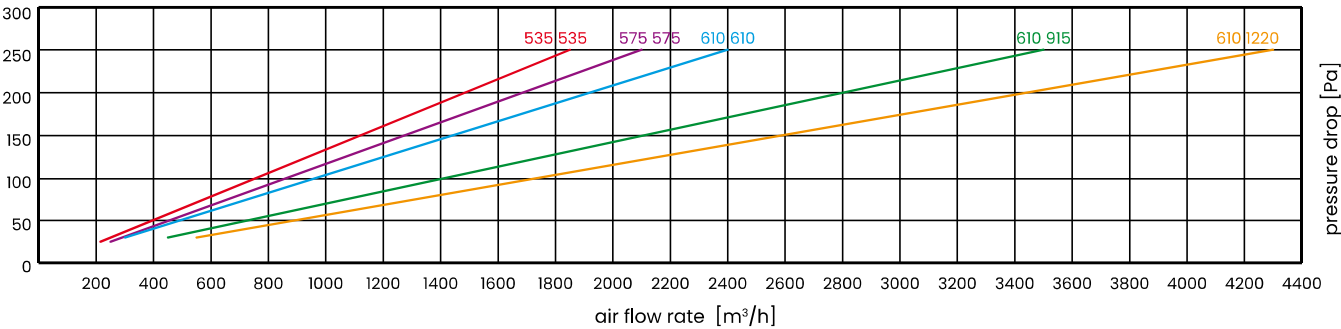
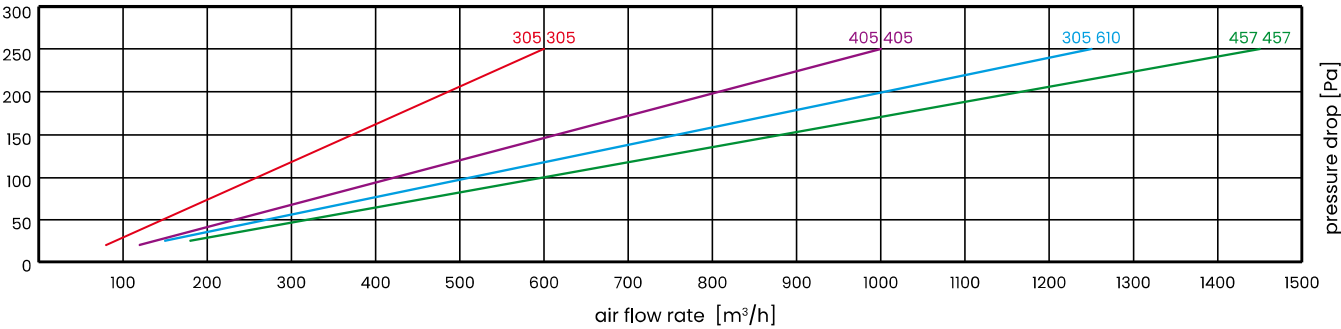


Filters in MDF casings are manufactured in all sizes, but we recommend that the front area of the filter does not exceed 0.6 m<sup>2</sup>.

We reserve the right to make changes to the technical specifications at any time without prior notice, resulting from the continuous improvement of our products. The values shown are approximate and may fluctuate within tolerances. HEPA filters (High Efficiency Particulate Air Filters) undergo complete quality control starting from checking the quality of components to a thorough inspection and control of the finished product.

Technical data for standard filters based on the results of laboratory tests carried out in accordance with EN 1822

Filtration Class	Product	Dimensions [mm]			Filtration Area [m²]	Air Flow Rate [m³/h]	Initial Pressure Drop [Pa]
		W	H	D			
E11	UltraMet150	305	305	150	3,4	150	70
		405	405	150	6	250	70
		305	610	150	6,9	300	70
		457	457	150	7,6	350	70
		535	535	150	10,6	450	70
		575	575	150	12,3	530	70
		610	610	150	13,9	600	70
		610	915	150	20,8	1000	70
		610	1220	150	27,8	1200	70

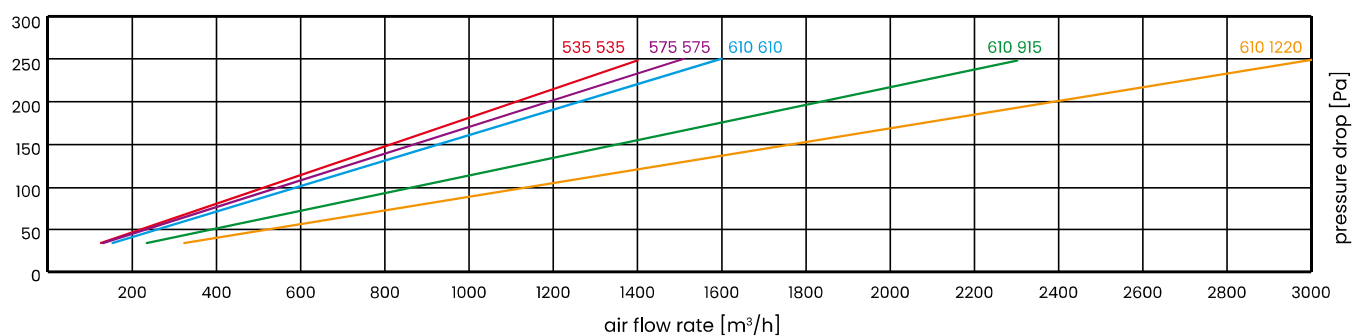
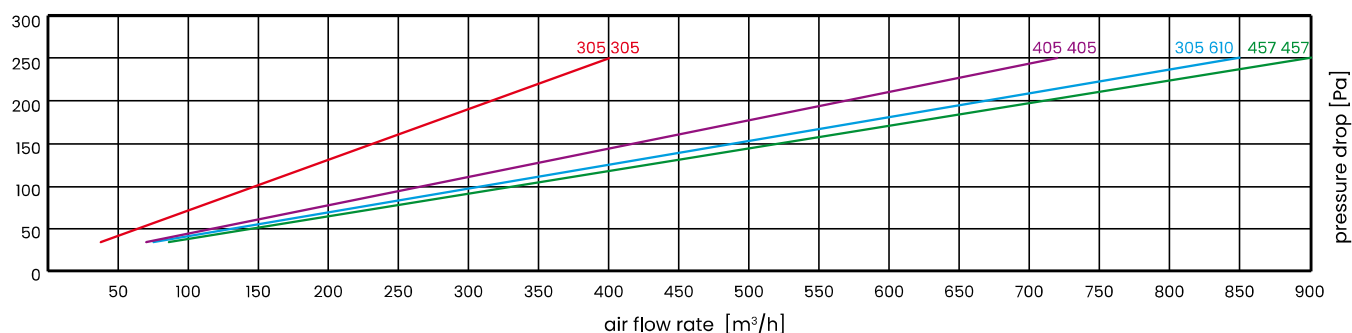


Filters in MDF casings are manufactured in all sizes, but we recommend that the front area of the filter does not exceed 0.6 m².

We reserve the right to make changes to the technical specifications at any time without prior notice, resulting from the continuous improvement of our products. The values shown are approximate and may fluctuate within tolerances. HEPA filters (High Efficiency Particulate Air Filters) undergo complete quality control starting from checking the quality of components to a thorough inspection and control of the finished product.

Technical data for standard filters based on the results of laboratory tests carried out in accordance with EN 1822

Filtration Class	Product	Dimensions [mm]			Filtration Area [m <sup>2</sup> ]	Air Flow Rate [m <sup>3</sup> /h]	Initial Pressure Drop [Pa]
		W	H	D			
H13	UltraMet150	305	305	150	3,4	150	100
		405	405	150	6	250	100
		305	610	150	6,9	300	100
		457	457	150	7,6	350	100
		535	535	150	10,6	450	100
		575	575	150	12,3	530	100
		610	610	150	13,9	600	100
		610	915	150	20,8	1000	100
		610	1220	150	27,8	1200	100



Filters in MDF casings are manufactured in all sizes, but we recommend that the front area of the filter does not exceed 0.6 m<sup>2</sup>.

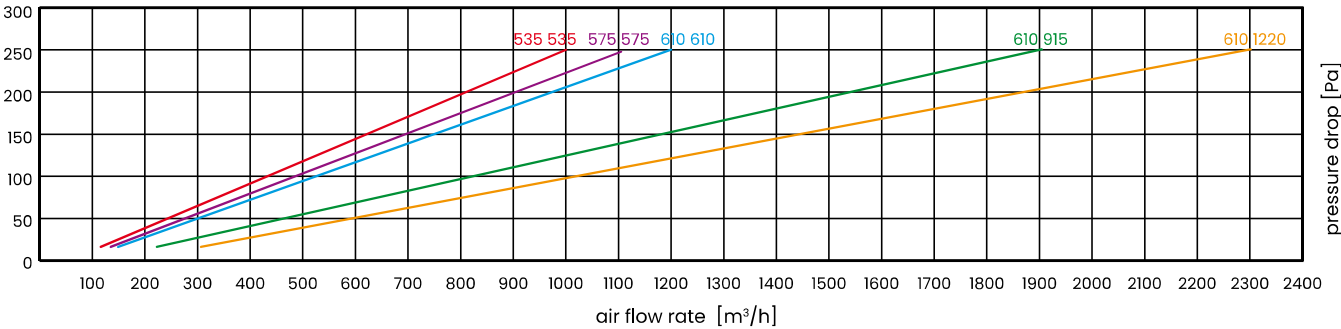
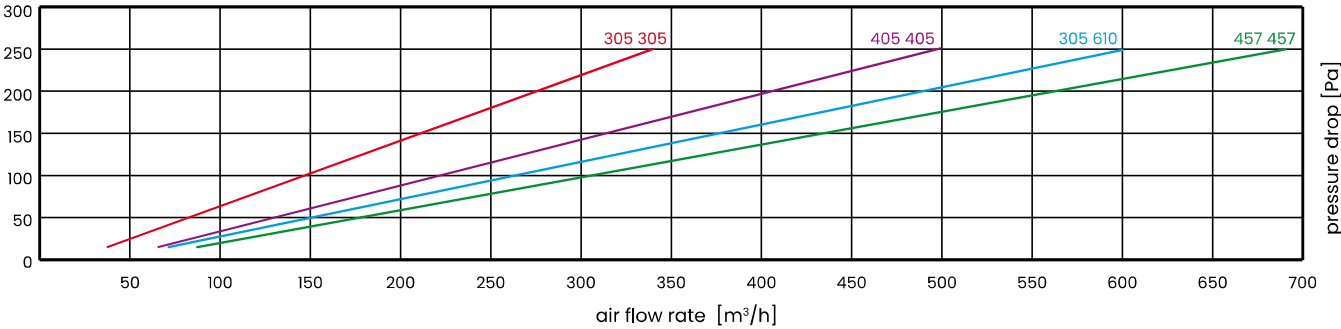
We reserve the right to make changes to the technical specifications at any time without prior notice, resulting from the continuous improvement of our products. The values shown are approximate and may fluctuate within tolerances. HEPA filters (High Efficiency Particulate Air Filters) undergo complete quality control starting from checking the quality of components to a thorough inspection and control of the finished product.



Technical data for standard filters based on the results of laboratory tests carried out in accordance with EN 1822

Filtration Class	Product	Dimensions [mm]			Filtration Area [m²]	Air Flow Rate [m³/h]	Initial Pressure Drop [Pa]
		W	H	D			
H14	UltraMet150	305	305	150	3,4	150	115
		405	405	150	6	250	115
		305	610	150	6,9	300	115
		457	457	150	7,6	350	115
		535	535	150	10,6	450	115
		575	575	150	12,3	530	115
		610	610	150	13,9	600	115
		610	915	150	20,8	1000	115
		610	1220	150	27,8	1200	115

180



Filters in MDF casings are manufactured in all sizes, but we recommend that the front area of the filter does not exceed 0.6 m².

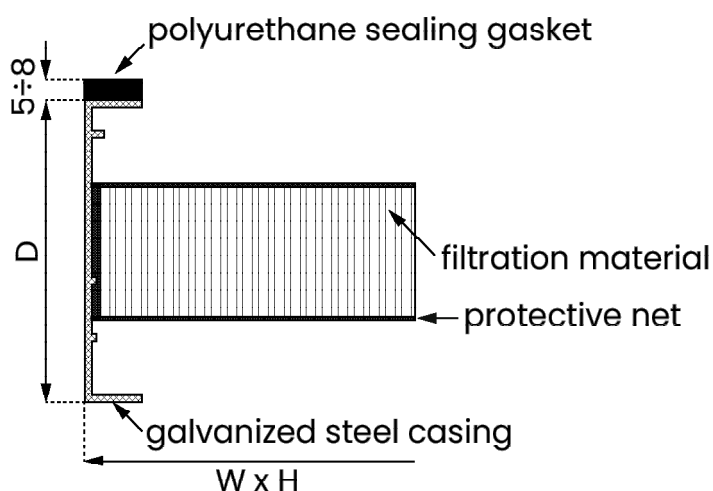
We reserve the right to make changes to the technical specifications at any time without prior notice, resulting from the continuous improvement of our products. The values shown are approximate and may fluctuate within tolerances. HEPA filters (High Efficiency Particulate Air Filters) undergo complete quality control starting from checking the quality of components to a thorough inspection and control of the finished product.

# UltraMet 292



1. Durable and rigid construction
2. High dust absorbency
3. Low pressure drop
4. Long filter lifespan
5. Low energy costs
6. Resistance to humidity
7. Flame retardant (Fl acc. DIN 53438)
8. Disposal without toxic compounds

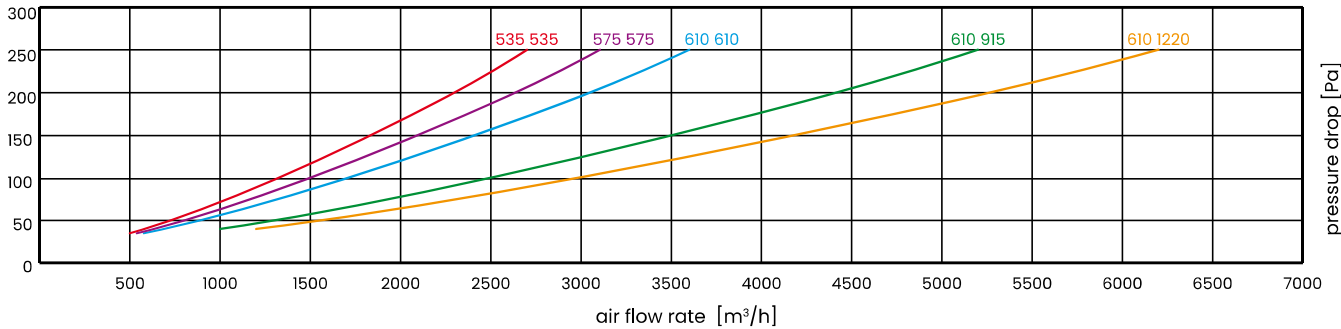
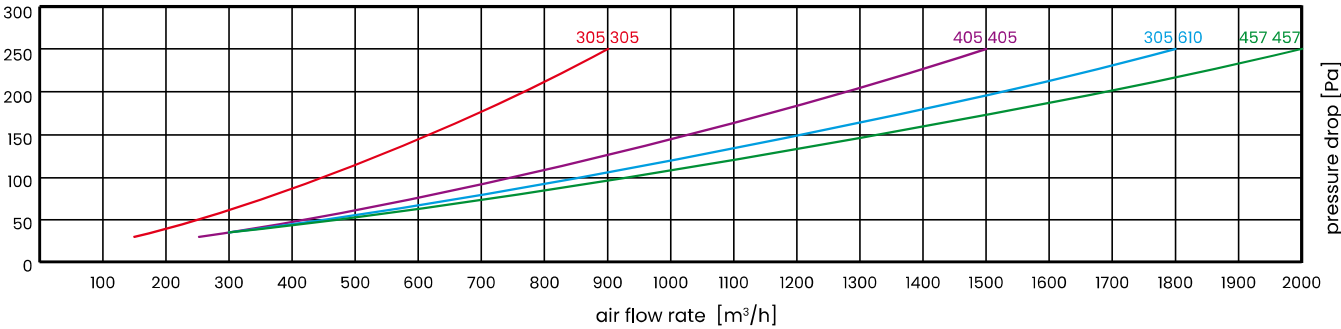
PN-EN 1822:2009 Class:	E10, E11, H13, H14
Filtration material:	hydrophobic glass fiber (glass microfibers)
Separators:	hot melt
Casing:	galvanized steel, resistant to humidity
Bonding:	two-component, cold-mixed (polyurethane)
Sealing gasket:	on one side of the filter (continuous foam or flat)
Max. operating temperature:	80°C
Permissible relative humidity:	>90%
Final recommended pressure drop:	600 Pa
Protective net:	optionally on one or both sides



We reserve the right to make changes to the technical specifications at any time without prior notice, resulting from the continuous improvement of our products. The values shown are approximate and may fluctuate within tolerances. HEPA filters (High Efficiency Particulate Air Filters) undergo complete quality control starting from checking the quality of components to a thorough inspection and control of the finished product.

Technical data for standard filters based on the results of laboratory tests carried out in accordance with EN 1822

Filtration Class	Product	Dimensions [mm]			Filtration Area [m²]	Air Flow Rate [m³/h]	Initial Pressure Drop [Pa]
		W	H	D			
E10	UltraMet292	305	305	292	5,2	150	35
		405	405	292	9,1	250	35
		305	610	292	10,4	300	35
		457	457	292	11,7	350	35
		535	535	292	16	450	35
		575	575	292	18,5	530	35
		610	610	292	20,8	600	35
		610	915	292	31,2	1000	35
		610	1220	292	41,8	1200	35

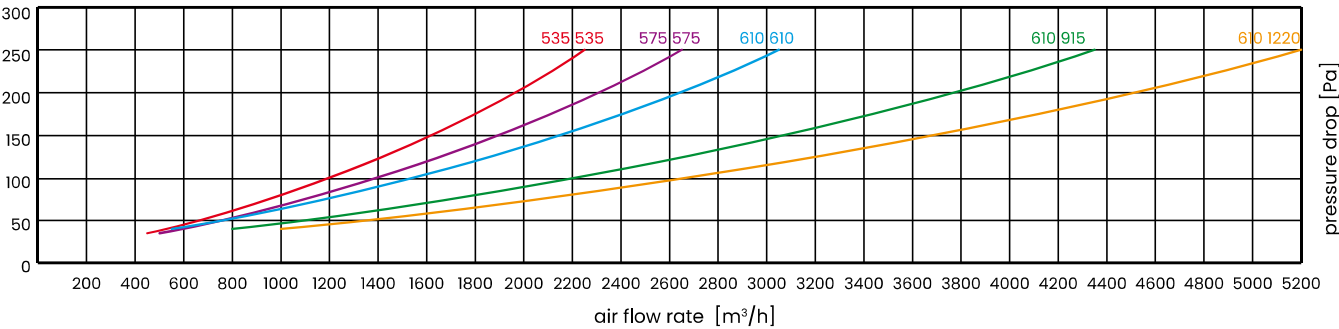
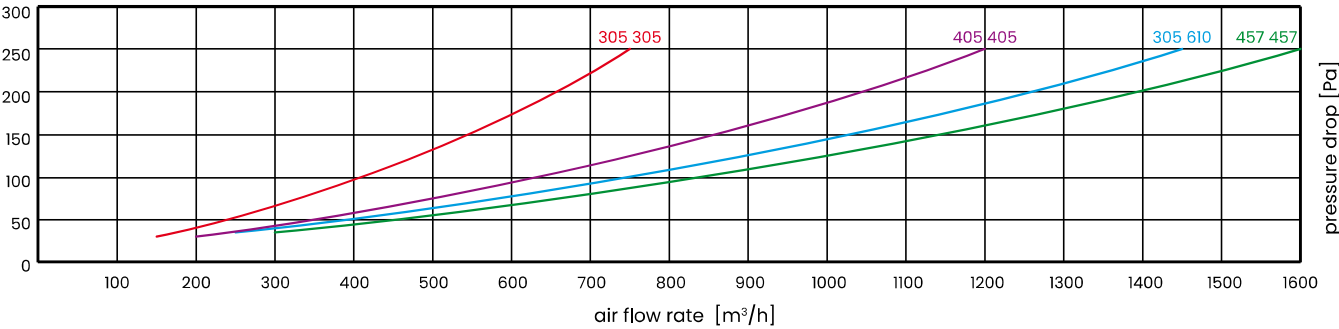


Filters in galvanized steel casings are manufactured in all sizes, but we recommend that the front area of the filter does not exceed 0.6 m².

We reserve the right to make changes to the technical specifications at any time without prior notice, resulting from the continuous improvement of our products. The values shown are approximate and may fluctuate within tolerances. HEPA filters (High Efficiency Particulate Air Filters) undergo complete quality control starting from checking the quality of components to a thorough inspection and control of the finished product.

Technical data for standard filters based on the results of laboratory tests carried out in accordance with EN 1822

Filtration Class	Product	Dimensions [mm]			Filtration Area [m²]	Air Flow Rate [m³/h]	Initial Pressure Drop [Pa]
		W	H	D			
E11	UltraMet292	305	305	292	5,2	150	40
		405	405	292	9,1	250	40
		305	610	292	10,4	300	40
		457	457	292	11,7	350	40
		535	535	292	16	450	40
		575	575	292	18,5	530	40
		610	610	292	20,8	600	40
		610	915	292	31,2	1000	40
		610	1220	292	41,8	1200	40

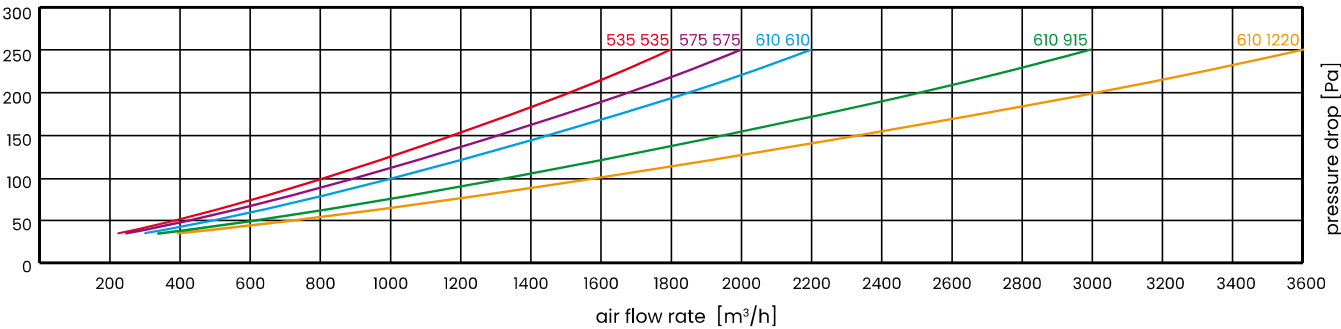
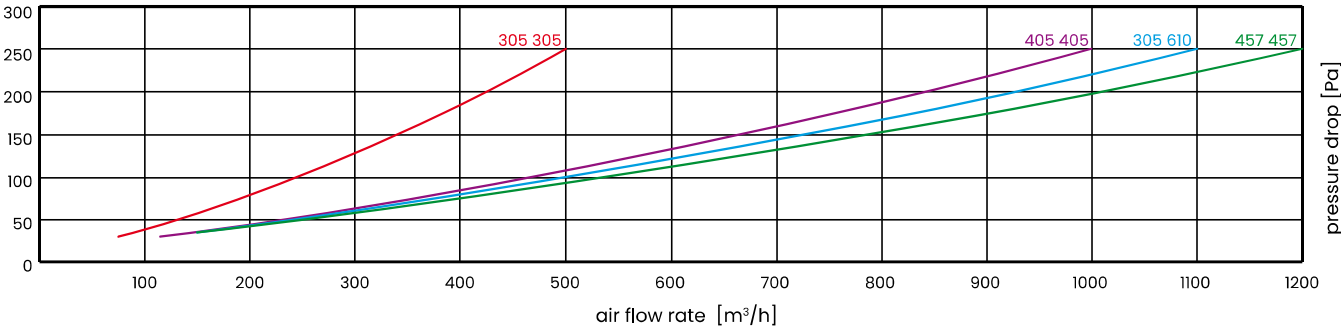


Filters in galvanized steel casings are manufactured in all sizes, but we recommend that the front area of the filter does not exceed 0.6 m².

We reserve the right to make changes to the technical specifications at any time without prior notice, resulting from the continuous improvement of our products. The values shown are approximate and may fluctuate within tolerances. HEPA filters (High Efficiency Particulate Air Filters) undergo complete quality control starting from checking the quality of components to a thorough inspection and control of the finished product.

Technical data for standard filters based on the results of laboratory tests carried out in accordance with EN 1822

Filtration Class	Product	Dimensions [mm]			Filtration Area [m²]	Air Flow Rate [m³/h]	Initial Pressure Drop [Pa]
		W	H	D			
H13	UltraMet292	305	305	292	5,2	150	70
		405	405	292	9,1	250	70
		305	610	292	10,4	300	70
		457	457	292	11,7	350	70
		535	535	292	16	450	70
		575	575	292	18,5	530	70
		610	610	292	20,8	600	70
		610	915	292	31,2	1000	70
		610	1220	292	41,8	1200	70

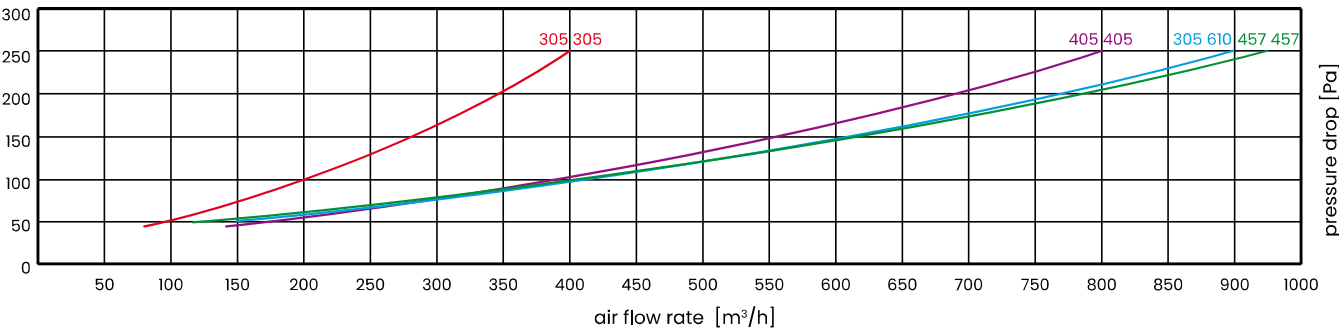


Filters in galvanized steel casings are manufactured in all sizes, but we recommend that the front area of the filter does not exceed 0.6 m².

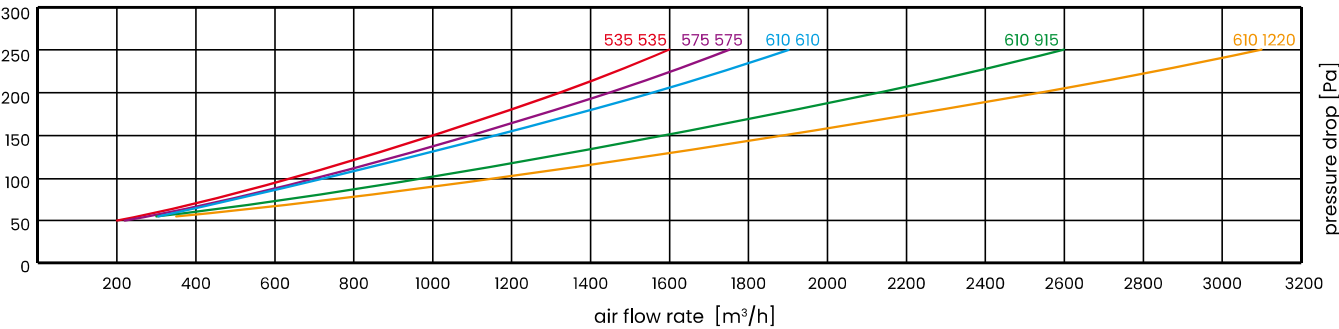
We reserve the right to make changes to the technical specifications at any time without prior notice, resulting from the continuous improvement of our products. The values shown are approximate and may fluctuate within tolerances. HEPA filters (High Efficiency Particulate Air Filters) undergo complete quality control starting from checking the quality of components to a thorough inspection and control of the finished product.

Technical data for standard filters based on the results of laboratory tests carried out in accordance with EN 1822

Filtration Class	Product	Dimensions [mm]			Filtration Area [m²]	Air Flow Rate [m³/h]	Initial Pressure Drop [Pa]
		W	H	D			
H14	UltraMet292	305	305	292	5,2	150	80
		405	405	292	9,1	250	80
		305	610	292	10,4	300	80
		457	457	292	11,7	350	80
		535	535	292	16	450	80
		575	575	292	18,5	530	80
		610	610	292	20,8	600	80
		610	915	292	31,2	1000	80
		610	1220	292	41,8	1200	80



185




Filters in galvanized steel casings are manufactured in all sizes, but we recommend that the front area of the filter does not exceed 0.6 m².

We reserve the right to make changes to the technical specifications at any time without prior notice, resulting from the continuous improvement of our products. The values shown are approximate and may fluctuate within tolerances. HEPA filters (High Efficiency Particulate Air Filters) undergo complete quality control starting from checking the quality of components to a thorough inspection and control of the finished product.

## EPA/HEPA filters

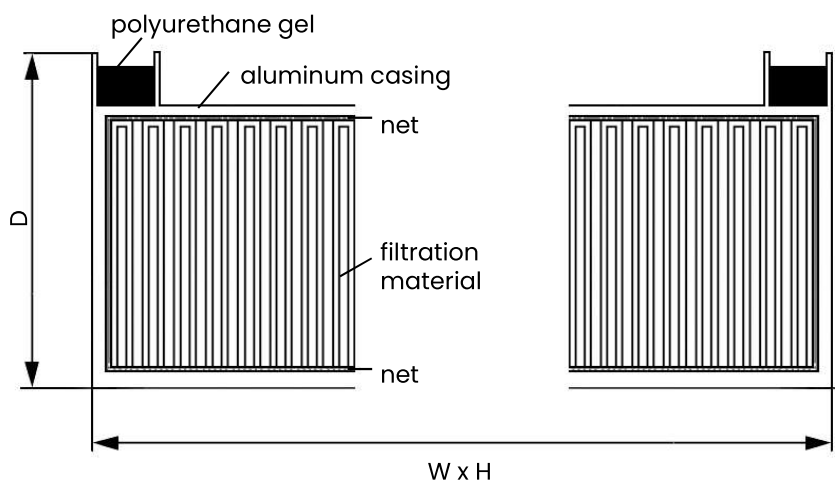
## UltraGel



PN-EN 1822:2009 Class:	E10, H13, H14, U15
Filtration material:	hydrophobic glass fiber (glass microfibers)
Separators:	hot melt
Casing:	aluminum with protective nets on both sides
Bonding:	two-component, cold-mixed (polyurethane)
Max. operating temperature:	80°C
Permissible relative humidity:	>90%
Final recommended pressure drop:	600 Pa

Sealing gasket: non-drying and non-hardening polyurethane gel on one side in a U-shaped recess.

1. Durable and rigid construction
2. Protective nets for filter cartridges
3. High dust absorbency
4. Low pressure drop
5. Long filter lifespan
6. Low energy costs
7. Resistance to humidity
8. Flame retardant (F1 acc. DIN 53438)





Technical data for standard filters based on the results of laboratory tests carried out in accordance with EN 1822

Technical data for various models of UltraGel 80 mm thick filters

	Dimensions [mm]			Filtration Class	Filtration Area [m²]	Air Flow Rate [m³/h]	Initial Resistance [Pa]
	W	H	D				
UG 305/305/80-10	305	305	80	E10	2,60	150	50
UG 457/457/80-10	457	457	80	E10	5,80	335	50
UG 457/610/80-10	457	610	80	E10	7,80	450	50
UG 305/610/80-10	305	610	80	E10	5,20	300	50
UG 610/610/80-10	610	610	80	E10	10,40	600	50
UG 610/915/80-10	610	915	80	E10	15,60	900	50
UG 610/1220/80-10	610	1220	80	E10	20,80	1200	50
UG 610/1524/80-10	610	1524	80	E10	26,00	1500	50
UG 610/1830/80-10	610	1830	80	E10	31,20	1800	50
UG 610/762/80-10	610	762	80	E10	13,00	750	50
UG 762/762/80-10	762	762	80	E10	16,20	935	50
UG 915/915/80-10	915	915	80	E10	23,40	1350	50
UG 915/1220/80-10	915	1220	80	E10	31,20	1800	50
UG 305/305/80-13	305	305	80	H13	2,60	150	110
UG 457/457/80-13	457	457	80	H13	5,80	335	110
UG 457/610/80-13	457	610	80	H13	7,80	450	110
UG 305/610/80-13	305	610	80	H13	5,20	300	110
UG 610/610/80-13	610	610	80	H13	10,40	600	110
UG 610/915/80-13	610	915	80	H13	15,60	900	110
UG 610/1220/80-13	610	1220	80	H13	20,80	1200	110
UG 610/1524/80-13	610	1524	80	H13	26,00	1500	110
UG 610/1830/80-13	610	1830	80	H13	31,20	1800	110
UG 610/762/80-13	610	762	80	H13	13,00	750	110
UG 762/762/80-13	762	762	80	H13	16,20	935	110
UG 915/915/80-13	915	915	80	H13	23,40	1350	110
UG 915/1220/80-13	915	1220	80	H13	31,20	1800	110
UG 305/305/80-14	305	305	80	H14	2,60	150	120
UG 457/457/80-14	457	457	80	H14	5,80	335	120
UG 457/610/80-14	457	610	80	H14	7,80	450	120
UG 305/610/80-14	305	610	80	H14	5,20	300	120
UG 610/610/80-14	610	610	80	H14	10,40	600	120
UG 610/915/80-14	610	915	80	H14	15,60	900	120
UG 610/1220/80-14	610	1220	80	H14	20,80	1200	120
UG 610/1524/80-14	610	1524	80	H14	26,00	1500	120
UG 610/1830/80-14	610	1830	80	H14	31,20	1800	120
UG 610/762/80-14	610	762	80	H14	13,00	750	120
UG 762/762/80-14	762	762	80	H14	16,20	935	120
UG 915/915/80-14	915	915	80	H14	23,40	1350	120
UG 915/1220/80-14	915	1220	80	H14	31,20	1800	120

We reserve the right to make changes to the technical specifications at any time without prior notice, resulting from the continuous improvement of our products. The values shown are approximate and may fluctuate within tolerances. HEPA filters (High Efficiency Particulate Air Filters) undergo complete quality control starting from checking the quality of components to a thorough inspection and control of the finished product.

Technical data for standard filters based on the results of laboratory tests carried out in accordance with EN 1822

Technical data for various models of UltraGel 80 mm thick filters

	Dimensions [mm]			Filtration Class	Filtration Area [m <sup>2</sup> ]	Air Flow Rate [m <sup>3</sup> /h]	Initial Resistance [Pa]
	W	H	D				
UG 305/305/80-15	305	305	80	U15	2,60	150	140
UG 457/457/80-15	457	457	80	U15	5,80	335	140
UG 457/610/80-15	457	610	80	U15	7,80	450	140
UG 305/610/80-15	305	610	80	U15	5,20	300	140
UG 610/610/80-15	610	610	80	U15	10,40	600	140
UG 610/915/80-15	610	915	80	U15	15,60	900	140
UG 610/1220/80-15	610	1220	80	U15	20,80	1200	140
UG 610/1524/80-15	610	1524	80	U15	26,00	1500	140
UG 610/1830/80-15	610	1830	80	U15	31,20	1800	140
UG 610/762/80-15	610	762	80	U15	13,00	750	140
UG 762/762/80-15	762	762	80	U15	16,20	935	140
UG 915/915/80-15	915	915	80	U15	23,40	1350	140
UG 915/1220/80-15	915	1220	80	U15	31,20	1800	140

Technical data for various models of UltraGel 90-104 mm thick filters

	Dimensions [mm]			Filtration Class	Filtration Area [m <sup>2</sup> ]	Air Flow Rate [m <sup>3</sup> /h]	Initial Resistance [Pa]
	W	H	D				
UG 305/305/90-10	305	305	90	E10	3,10	150	35
UG 457/457/90-10	457	457	90	E10	7,00	335	35
UG 457/610/90-10	457	610	90	E10	9,40	450	35
UG 305/610/90-10	305	610	90	E10	6,20	300	35
UG 610/610/90-10	610	610	90	E10	12,50	600	35
UG 610/915/90-10	610	915	90	E10	18,70	900	35
UG 610/1220/90-10	610	1220	90	E10	25,00	1200	35
UG 610/1524/90-10	610	1524	90	E10	31,20	1500	35
UG 610/1830/90-10	610	1830	90	E10	37,50	1800	35
UG 610/762/90-10	610	762	90	E10	15,60	750	35
UG 762/762/90-10	762	762	90	E10	19,50	935	35
UG 915/915/90-10	915	915	90	E10	28,10	1350	35
UG 915/1220/90-10	915	1220	90	E10	37,50	1800	35

Technical data for standard filters based on the results of laboratory tests carried out in accordance with EN 1822

Technical data for various models of UltraGel 90-104 mm thick filters

	Dimensions [mm]			Filtration Class	Filtration Area [m <sup>2</sup> ]	Air Flow Rate [m <sup>3</sup> /h]	Initial Resistance [Pa]
	W	H	D				
UG 305/305/90-13	305	305	90	H13	3,10	150	90
UG 457/457/90-13	457	457	90	H13	7,00	335	90
UG 457/610/90-13	457	610	90	H13	9,40	450	90
UG 305/610/90-13	305	610	90	H13	6,20	300	90
UG 610/610/90-13	610	610	90	H13	12,50	600	90
UG 610/915/90-13	610	915	90	H13	18,70	900	90
UG 610/1220/90-13	610	1220	90	H13	25,00	1200	90
UG 610/1524/90-13	610	1524	90	H13	31,20	1500	90
UG 610/1830/90-13	610	1830	90	H13	37,50	1800	90
UG 610/762/90-13	610	762	90	H13	15,60	750	90
UG 762/762/90-13	762	762	90	H13	19,50	935	90
UG 915/915/90-13	915	915	90	H13	28,10	1350	90
UG 9151220/90-13	915	1220	90	H13	37,50	1800	90
UG 305/305/90-14	305	305	90	H14	3,10	150	100
UG 457/457/90-14	457	457	90	H14	7,00	335	100
UG 457/610/90-14	457	610	90	H14	9,40	450	100
UG 305/610/90-14	305	610	90	H14	6,20	300	100
UG 610/610/90-14	610	610	90	H14	12,50	600	100
UG 610/915/90-14	610	915	90	H14	18,70	900	100
UG 610/1220/90-14	610	1220	90	H14	25,00	1200	100
UG 610/1524/90-14	610	1524	90	H14	31,20	1500	100
UG 610/1830/90-14	610	1830	90	H14	37,50	1800	100
UG 610/762/90-14	610	762	90	H14	15,60	750	100
UG 762/762/90-14	762	762	90	H14	19,50	935	100
UG 915/915/90-14	915	915	90	H14	28,10	1350	100
UG 9151220/90-14	915	1220	90	H14	37,50	1800	100
UG 305/305/90-15	305	305	90	U15	3,10	150	120
UG 457/457/90-15	457	457	90	U15	7,00	335	120
UG 457/610/90-15	457	610	90	U15	9,40	450	120
UG 305/610/90-15	305	610	90	U15	6,20	300	120
UG 610/610/90-15	610	610	90	U15	12,50	600	120
UG 610/915/90-15	610	915	90	U15	18,70	900	120
UG 610/1220/90-15	610	1220	90	U15	25,00	1200	120
UG 610/1524/90-15	610	1524	90	U15	31,20	1500	120
UG 610/1830/90-15	610	1830	90	U15	37,50	1800	120
UG 610/762/90-15	610	762	90	U15	15,60	750	120
UG 762/762/90-15	762	762	90	U15	19,50	935	120
UG 915/915/90-15	915	915	90	U15	28,10	1350	120
UG 9151220/90-15	915	1220	90	U15	37,50	1800	120

We reserve the right to make changes to the technical specifications at any time without prior notice, resulting from the continuous improvement of our products. The values shown are approximate and may fluctuate within tolerances. HEPA filters (High Efficiency Particulate Air Filters) undergo complete quality control starting from checking the quality of components to a thorough inspection and control of the finished product.

## EPA/HEPA filters

# UltraClin

Separators:	hot melt
Final recommended pressure drop:	450 Pa

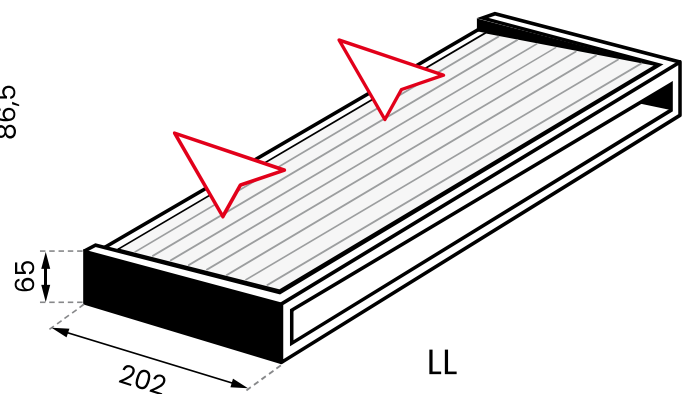
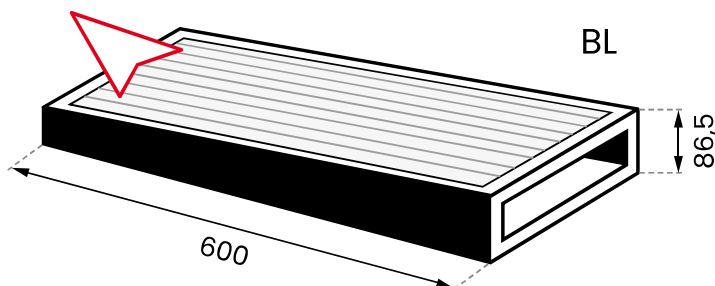
**Application:** UltraClin filters are widely used in pharmaceutical, chemical, nuclear, optical, electronic and hospital industries.

**Filtration material:** filtration material made of pleated glass fiber resistant to humidity.

**Casing:** made of galvanized steel, alternatively made of plastic.

190

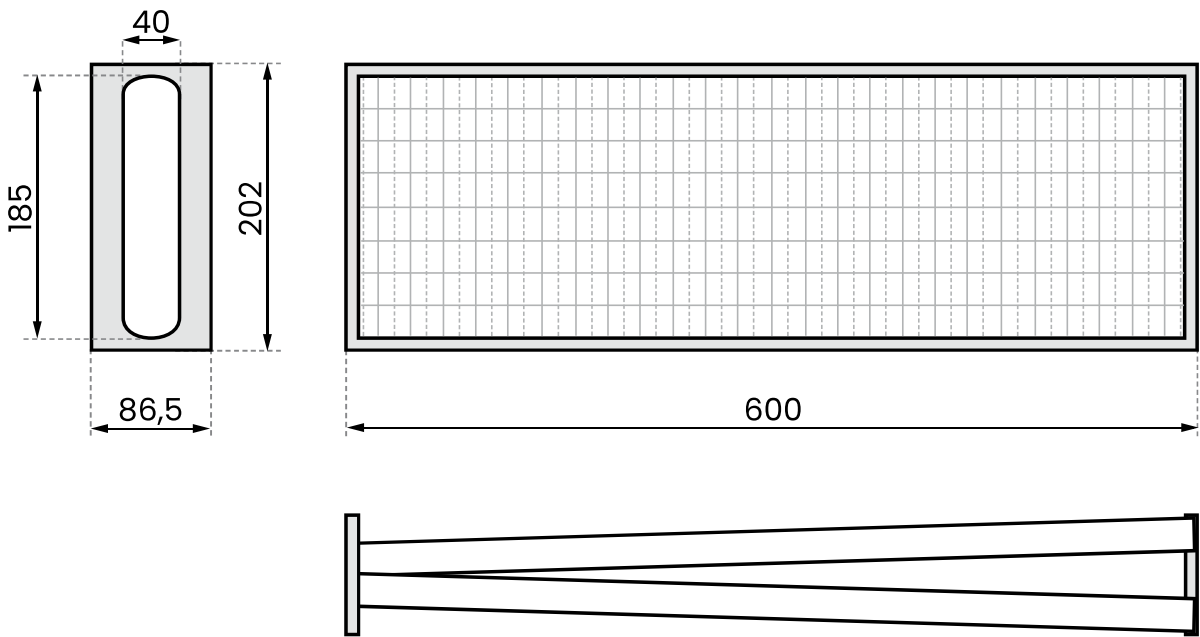
1. High tear resistance
2. Rigid self-supporting design
3. Easy to replace



Technical data

Model and Size [mm]	Filtration Class	Efficiency [m³/h]	Initial Resistance [Pa]	Filtration Area [m²]
BL-202/600/86,5-8	F8	200	90	3,2
LL-202/600/65-8	F8	200	55	3,2
BL-202/600/86,5-9	F9	200	130	3,2
LL-202/600/65-9	F9	200	85	3,2
BL-202/600/86,5-11	E11	200	160	3,2
LL-202/600/65-11	E11	200	115	3,2
BL-202/600/86,5-12	E12	200	170	3,2
LL-202/600/65-12	E12	200	125	3,2
BL-202/600/86,5-13	H13	200	195	3,2
LL-202/600/65-13	H13	200	145	3,2

Final recommended pressure drop 450 Pa



We reserve the right to make changes to the technical specifications at any time without prior notice, resulting from the continuous improvement of our products. The values shown are approximate and may fluctuate within tolerances. HEPA filters (High Efficiency Particulate Air Filters) undergo complete quality control starting from checking the quality of components to a thorough inspection and control of the finished product.

# UltraMet V292



PN-EN 1822:2009 Class:	E10, E11, H13, H14, U15
Filtration material:	hydrophobic glass fiber (glass microfibers)
Separators:	hot melt
Casing:	galvanized steel, with protective nets on both sides
Bonding:	two-component, cold-mixed polyurethane
Sealing gasket:	on one side of the filter (continuous foam or flat)
Max. operating temperature:	80°C
Permissible relative humidity:	>100%
Final recommended pressure drop:	600 Pa

**Application:** UltraMet V292 filters are used in installations that are designed to filter large amounts of air while maintaining a high class of air purity.

The V-shaped design is characterized by a large filtering area and low resistance to air flow.

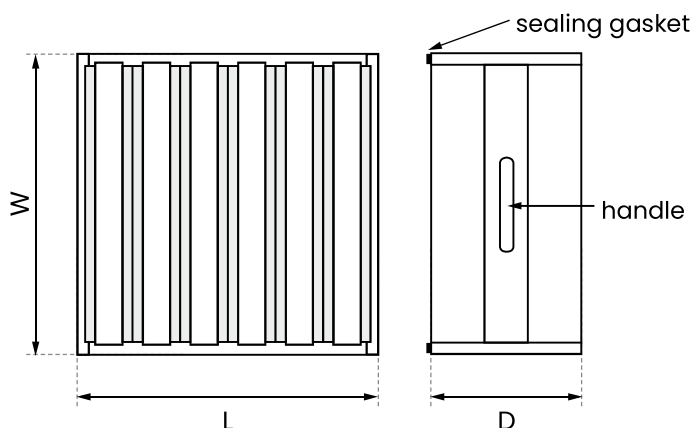
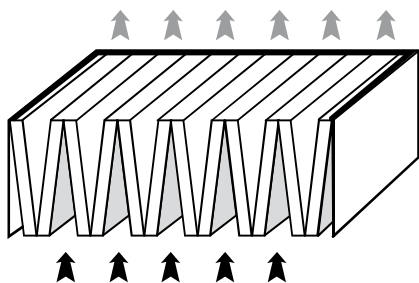
The filtration material is tightly positioned in a metal frame.

The filter can be optionally equipped with a handle for transport.

Each filter beyond the E12 class is individually tested.

192

1. Maximum bandwidth
2. Durable and rigid construction
3. High dust absorbency
4. Low pressure drop
5. Long filter lifespan
6. Low energy costs
7. Resistance to humidity
8. Flame retardant (F1 acc. DIN 53438)



Technical data for standard filters based on the results of laboratory tests carried out in accordance with EN 1822

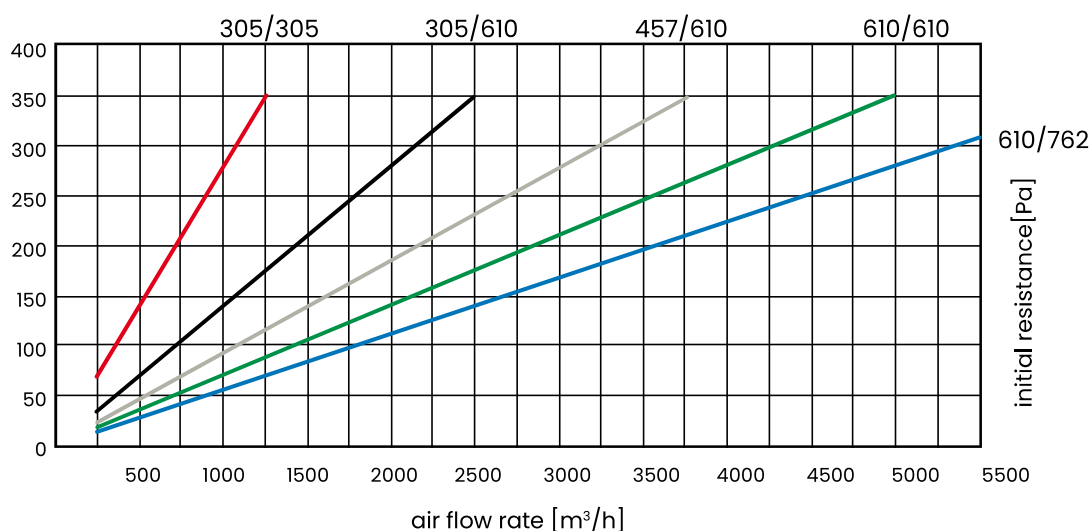
### UltraMet V292 filters with increased bandwidth

Symbol	Dimensions [mm]			Filtration Area [m <sup>2</sup> ]	Bandwidth at Initial Resistance 250 Pa [m <sup>3</sup> /h]			
	W	H	D		E10	E11	H13	H14
UTMV-305/305/292	305	305	292	9	1250	1175	850	700
UTMV-305/610/292	305	610	292	17,5	2500	2350	1700	1400
UTMV-457/610/292	457	610	292	26	3750	3520	2550	2100
UTMV-610/610/292	610	610	292	35	5000	4700	3400	2800
UTMV-610/762/292	610	762	292	42	6000	5700	4650	4050

### UltraMet V292 filters with maximum bandwidth

Symbol	Dimensions [mm]			Filtration Area [m <sup>2</sup> ]	Bandwidth			
	W	H	D		E10 [m <sup>3</sup> /h] 250 Pa	E11 [m <sup>3</sup> /h] 250 Pa	H13 [m <sup>3</sup> /h] 280 Pa	H14 [m <sup>3</sup> /h] 280 Pa
UTMV-305/305/292	305	305	292	10	1375	1250	1000	800
UTMV-305/610/292	305	610	292	20	2750	2500	2000	1600
UTMV-457/610/292	457	610	292	30	4120	3750	3000	2400
UTMV-610/610/292	610	610	292	40	5500	5000	4000	3200
UTMV-610/762/292	610	762	292	50	6500	6000	5000	4200

### Pressure drop diagram for H13 class filters with maximum bandwidth



We reserve the right to make changes to the technical specifications at any time without prior notice, resulting from the continuous improvement of our products. The values shown are approximate and may fluctuate within tolerances. HEPA filters (High Efficiency Particulate Air Filters) undergo complete quality control starting from checking the quality of components to a thorough inspection and control of the finished product.



## EPA/HEPA filters

## UltraHood



PN-EN 1822:2009 Class:	H13, H14, U15
Filtration material:	hydrophobic glass fiber (glass microfibers)
Separators:	hot melt
Bonding:	two-component, cold-mixed polyurethane
Sealing gasket:	on one side of the filter (continuous foam or flat)
Max. operating temperature:	80°C
Permissible relative humidity:	>100%
Final recommended pressure drop:	600 Pa

**Application:** adapted for direct assembly of Spiro type coiled pipes.

**Casing:** made of aluminum with protective nets on both sides of the filter cartridge.

194

1. Durable and rigid construction
2. Protective nets for filter cartridges
3. High dust absorbency
4. Low pressure drop
5. Long filter lifespan
6. Low energy costs
7. Resistance to humidity
8. Flame retardant (F1 acc. DIN 53438)
9. Disposal without toxic compounds

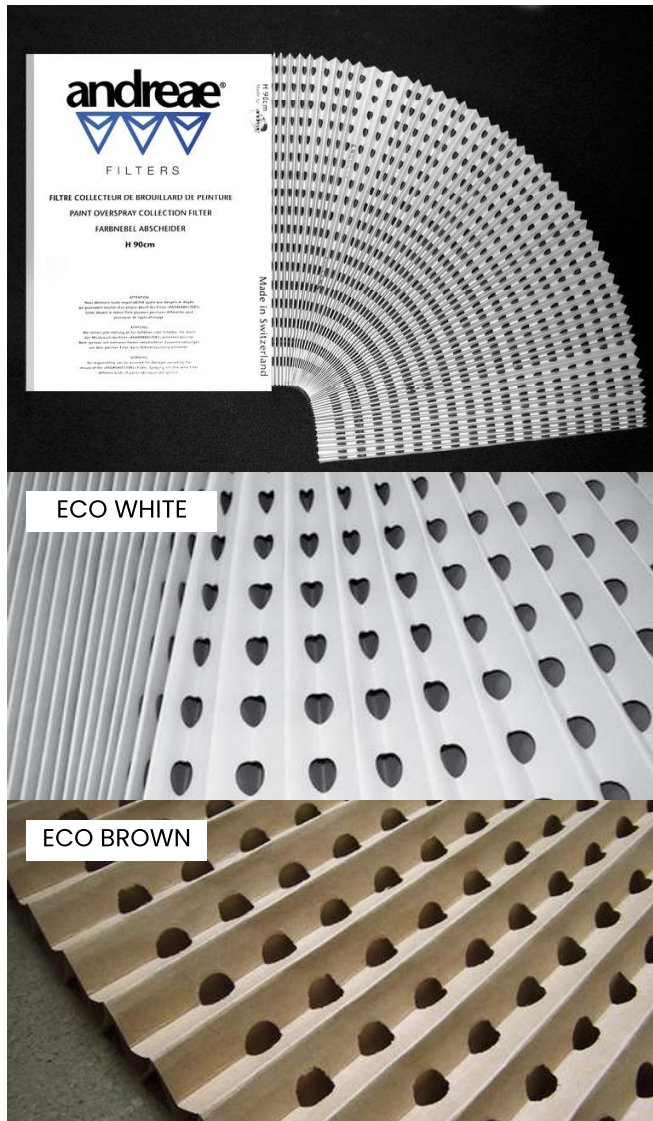
Technical data for various models of UltraHood filter class: H13, H14, U15

Dimensions [mm]				Filtration Area [m <sup>2</sup> ]	Air Flow Rate [m <sup>3</sup> /h]	Initial Resistance [Pa]		
W	H	D	Flange ø			H13	H14	U15
610	610	125	200	10,4	600	125	135	155
610	915	125	200	15,6	900	125	135	155
610	1220	125	200	20,8	1200	125	135	155

# 13

## **ANDREAE® FILTERS**

<u>Andreae® ECO</u>	<u>196</u>
<u>Andreae® STD</u>	<u>198</u>



1. Accordion structure
2. Durable and rigid construction
3. High dust absorbency
4. Low pressure drop
5. Long filter lifespan
6. Low energy costs
7. Resistance to humidity
8. Flame retardant (F1/K1 acc. DIN 53438)
9. Easy disposal

## Andreae® ECO



Recommended number of pleats:	26
Retention capacity:	18 kg/m <sup>2</sup> (depends on the paint used)
Average filtration efficiency:	up to 98,1% (depends on the paint used)
Recommended air flow rate:	0,25–1 m/s
Final recommended pressure drop:	128 < 256 Pa
Pressure drop:	0,25 m/s – 8 Pa 0,50 m/s – 20 Pa 0,75 m/s – 30 Pa 1,00 m/s – 40 Pa
Resistance to temperature:	180°C

**Filtration material:** paper: white, waterproof brown secondary raw material.

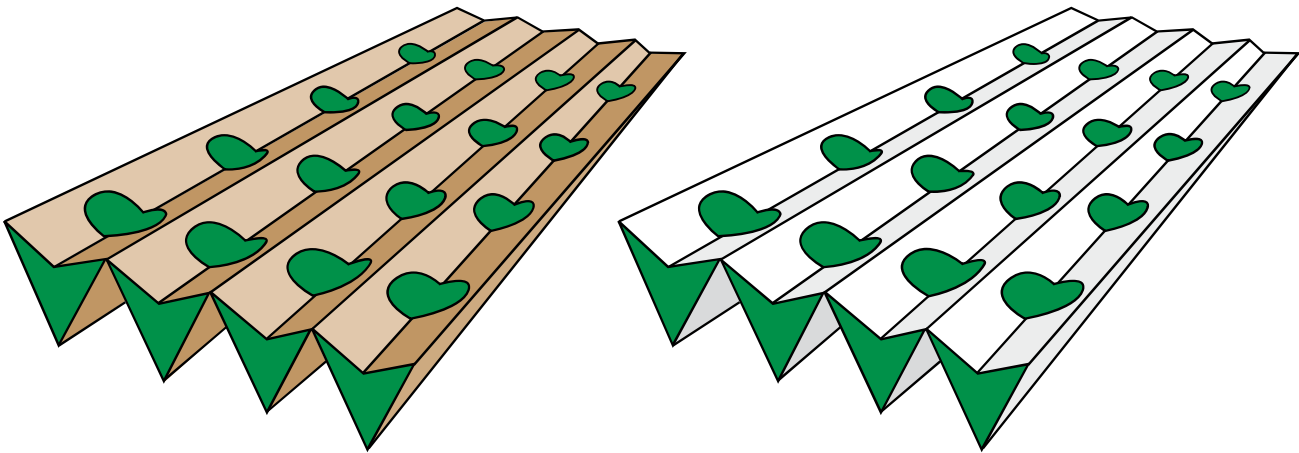
**Construction:** pleated and glued 2 layers of cardboard.

**Application:** Andreae ECO series cardboard slit filters are intended for shower cabins and walls.

Their special geometry provides high rigidity and allows installation without additional reinforcements.

The shape of the walls and symmetrically placed holes cause the air flowing through the filter together with contaminants to swirl (the so-called Venturi effect), which results in deposition of contaminants on the filter walls.

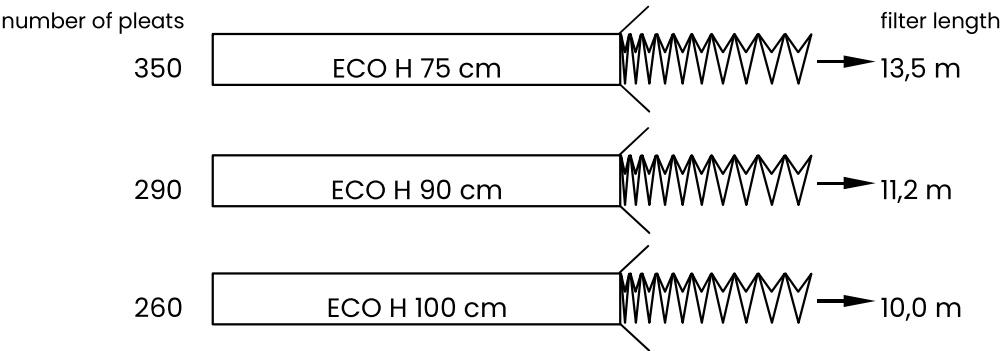
We reserve the right to make changes to the technical specifications at any time without prior notice, resulting from the continuous improvement of our products.




ANDREA E ECO WHITE, BROWN

height H [cm]	area [m²]
75	10
90	8,35*
90	10
100	10

\* 8,35 m² = 10 yd²



We reserve the right to make changes to the technical specifications at any time without prior notice, resulting from the continuous improvement of our products.



1. Accordion structure
2. Durable and rigid construction
3. High dust absorbency
4. Low pressure drop
5. Long filter lifespan
6. Low energy costs
7. Resistance to humidity
8. Flame retardant (F1/K1 acc. DIN 53438)
9. Easy disposal

## Andreae® STD



Recommended number of pleats:	26
Retention capacity:	18 kg/m <sup>2</sup> (depends on the paint used)
Average filtration efficiency:	up to 98,1%
Recommended air flow rate:	0,25–1 m/s
Final recommended pressure drop:	128 Pa < 256 Pa
Pressure drop:	0,25 m/s – 8 Pa 0,50 m/s – 20 Pa 0,75 m/s – 30 Pa 1,00 m/s – 40 Pa
Resistance to temperature:	180°C

**Filtration material:** paper: white, waterproof with very high strength.

**Construction:** pleated and glued 2 layers of cardboard with a glued-on tension regulator for the most efficient use of filters.

**Application:** Andreae STD series cardboard slit filters are intended for shower cabins and walls.

Their special geometry provides high rigidity and allows installation without additional reinforcements.

The shape of the walls and symmetrically placed holes cause the air flowing through the filter together with contaminants to swirl (the so-called Venturi effect), which results in deposition of contaminants on the filter walls.

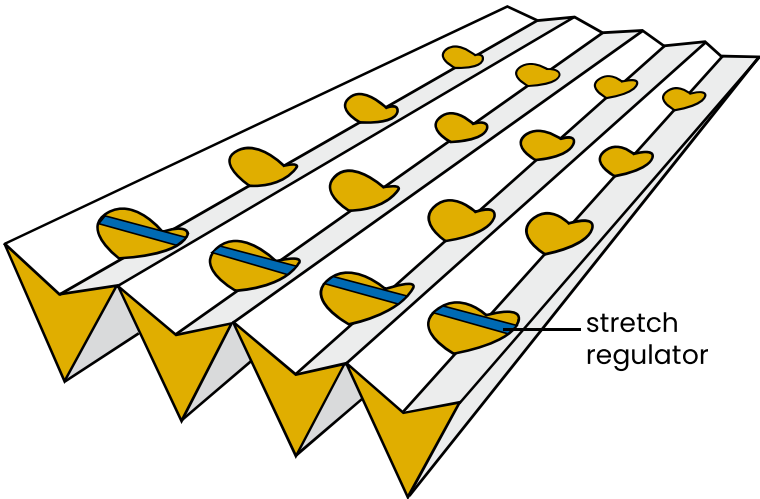
We reserve the right to make changes to the technical specifications at any time without prior notice, resulting from the continuous improvement of our products.



ANDREA E STD (standard) WHITE

height H [cm]	area [m²]
75	10
90	8,35*
90	10
100	10

\* 8,35 m² = 10 yd²



number of pleats		filter length
350	STD H 75 cm	13,5 m
290	STD H 90 cm	11,2 m
260	STD H 100 cm	10,0 m

We reserve the right to make changes to the technical specifications at any time without prior notice, resulting from the continuous improvement of our products.


# 14

## HUMIDIFIERS AND DEHUMIDIFIERS

UltraHum	201
UltraSep	203



# UltraHum



**Filtration material:** specially impregnated glass fibers allowing for easy moisture absorbency and release even at high air flow velocities. The unique inorganic composition of UltraHum blocks ensures fully hygienic usage and non-flammability.

**Construction:** manufactured in all sizes to fit various humidification systems.

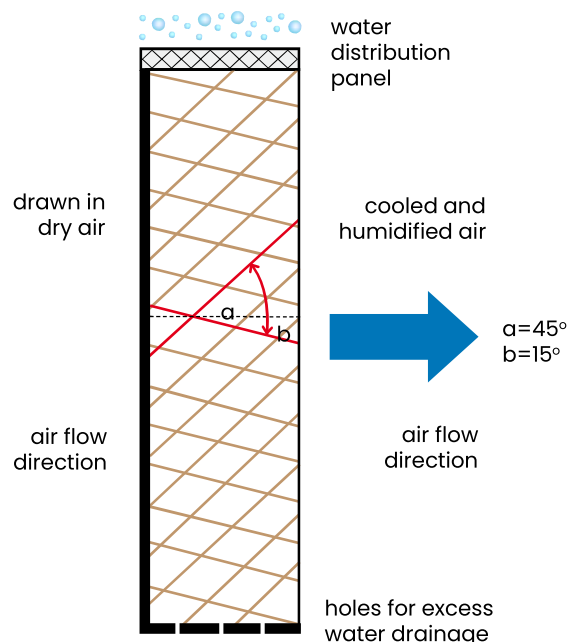
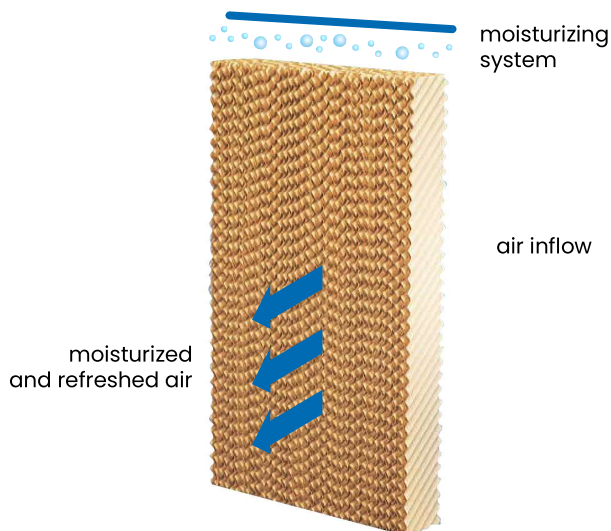
The most commonly used blocks are 200 mm deep, but 100 mm and 300 mm are also available.

Frames can be made of galvanized or stainless steel, perforated on the bottom to give off too much water.

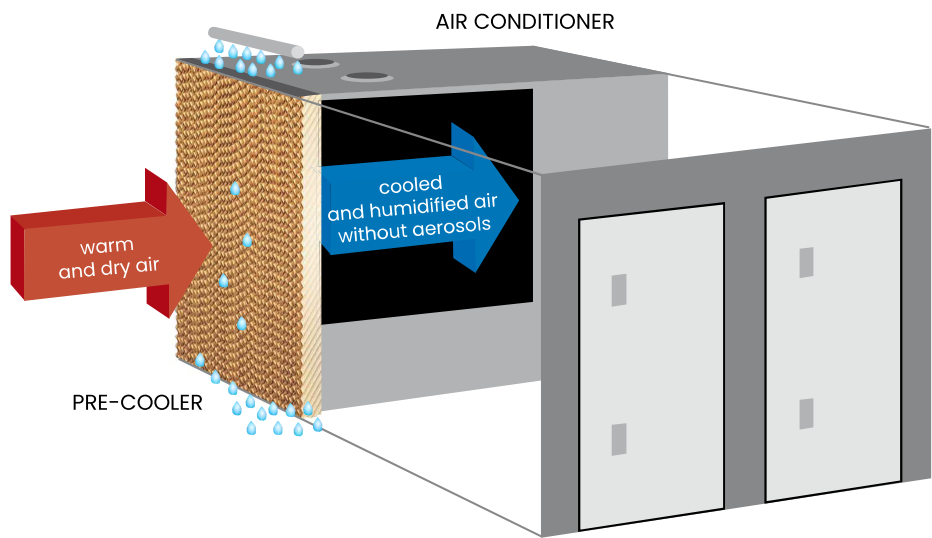
Optionally, a 30 mm deep panel can be applied on top for an even water distribution.

**Application:** UltraHum humidifying blocks are widely used wherever the air needs to be evenly and optimally humidified.

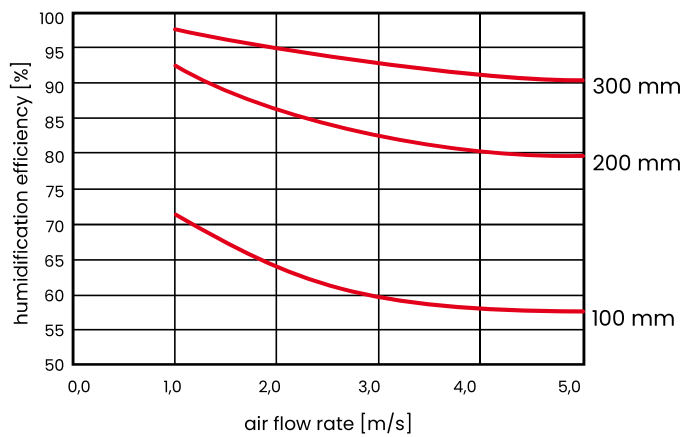
They are used in public utility facilities, poultry hatcheries, food production, and in pre-cooler devices at the air inlet of gas turbines, as well as oven and varnish systems.



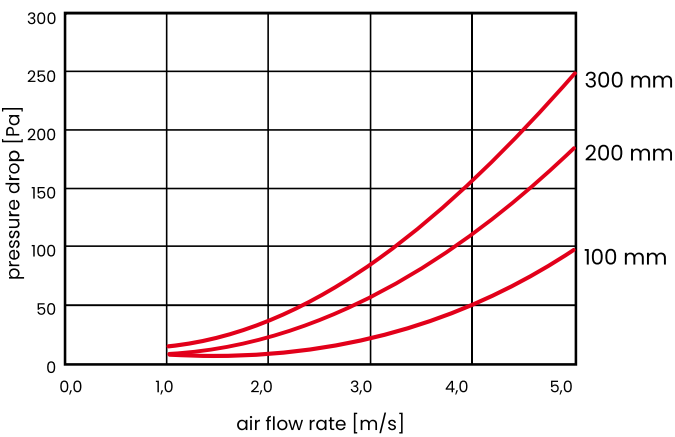
We reserve the right to make changes to the technical specifications at any time without prior notice, resulting from the continuous improvement of our products.



UltraHum 45/15 humidification efficiency



UltraHum 45/15 pressure drop



We reserve the right to make changes to the technical specifications at any time without prior notice, resulting from the continuous improvement of our products.

## UltraSep

**Filtration material:** UltraSep blocks which remove excess moisture from the air are specially impregnated glass fibers allowing for easy moisture absorbency and release even at high air flow velocities. The unique inorganic composition of UltraSep blocks ensures fully hygienic usage and non-flammability.

**Construction:** manufactured in all sizes to fit various humidification systems.

The most commonly used blocks are 60 mm deep.

Frames can be made of galvanized or stainless steel, perforated on the bottom to give off too much water.

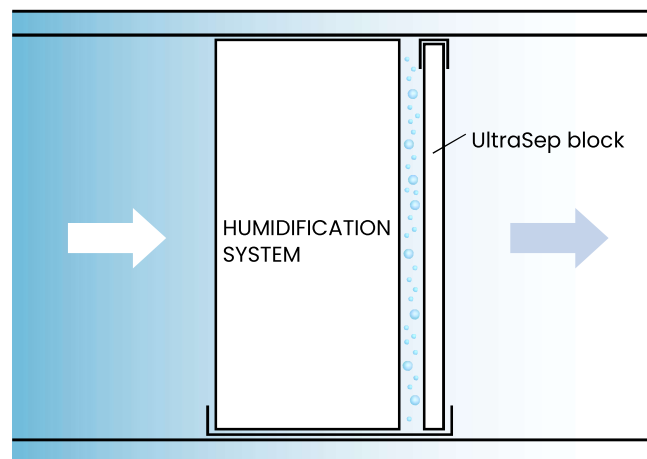

**Application:** UltraSep blocks are very widely used in air conditioners, wherever there is a need to collect excess moisture from the filtered air.

They are most often used as the last stage of air filtration in various types of humidifiers.

UltraSep blocks protect air conditioning systems from water accumulation in undesirable places.

1. Durable and rigid construction
2. High humidity absorbency
3. Low pressure drop
4. Long filter lifespan
5. Low energy costs
6. Flame retardant (F1 acc. DIN 53438)

perforated bottom



We reserve the right to make changes to the technical specifications at any time without prior notice, resulting from the continuous improvement of our products.

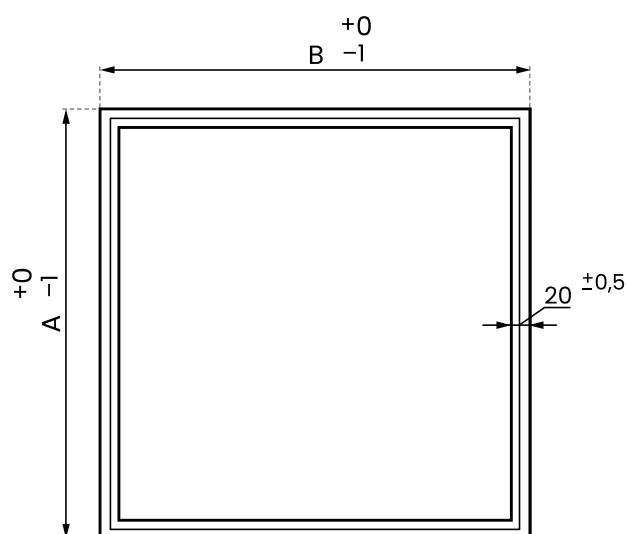
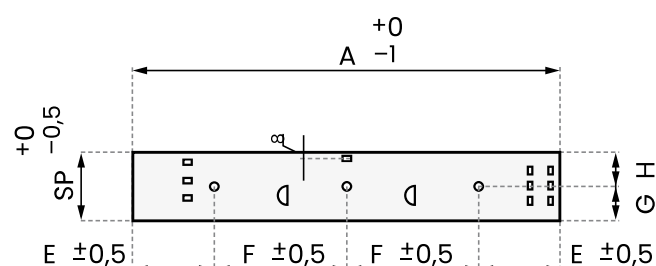
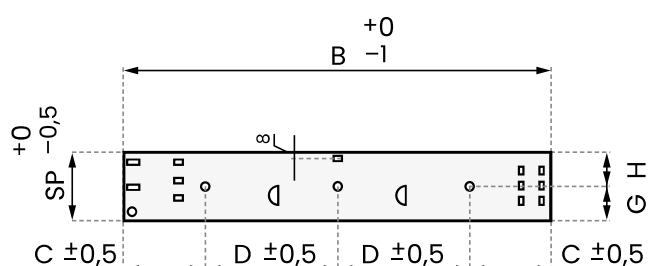

15

## MOUNTING FRAMES

# Mounting frames



**Description:** mounting frames are intended for easy installation of pocket, compact and cassette filters in the ducts of ventilation and air conditioning systems. The frames can be made of steel, galvanized or stainless steel. The contact surface between the frame and the filter is sealed with a polypropylene sealing gasket. The filter is pressed against the mounting frame with four spring elements to ensure a perfect seal.



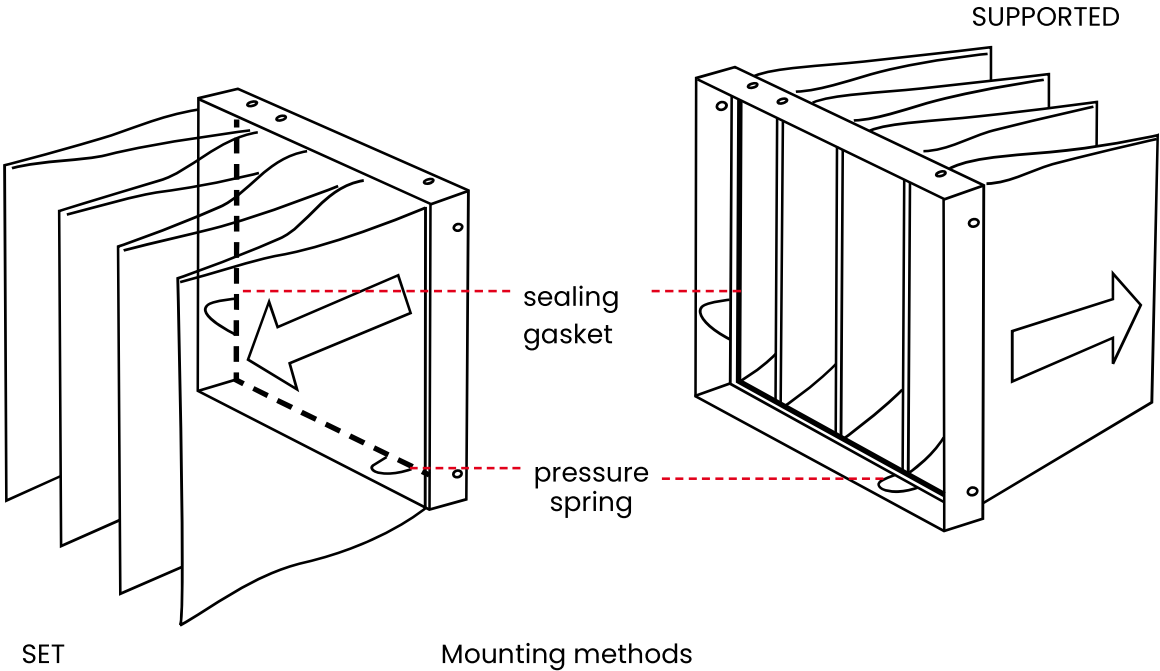
All openings 7x10 mm  
Height (A)  
Width (B)  
Depth (Sp)

We reserve the right to make changes to the technical specifications at any time without prior notice, resulting from the continuous improvement of our products.

Standard sizes chart

Mounting frame thickness		To mount filters with a frame thickness of [mm]		
75 mm		23		
		48		
100 mm		23		
		48		
		48+23		
140 mm		23		
		48		
		98		
		48+23		
		98+23		

Length [mm]	Width [mm]	Thickness in 3 sizes [mm]		
305	305	75	100	140
610	305	75	100	140
610	508	75	100	140
610	610	75	100	140



We reserve the right to make changes to the technical specifications at any time without prior notice, resulting from the continuous improvement of our products.

# 16

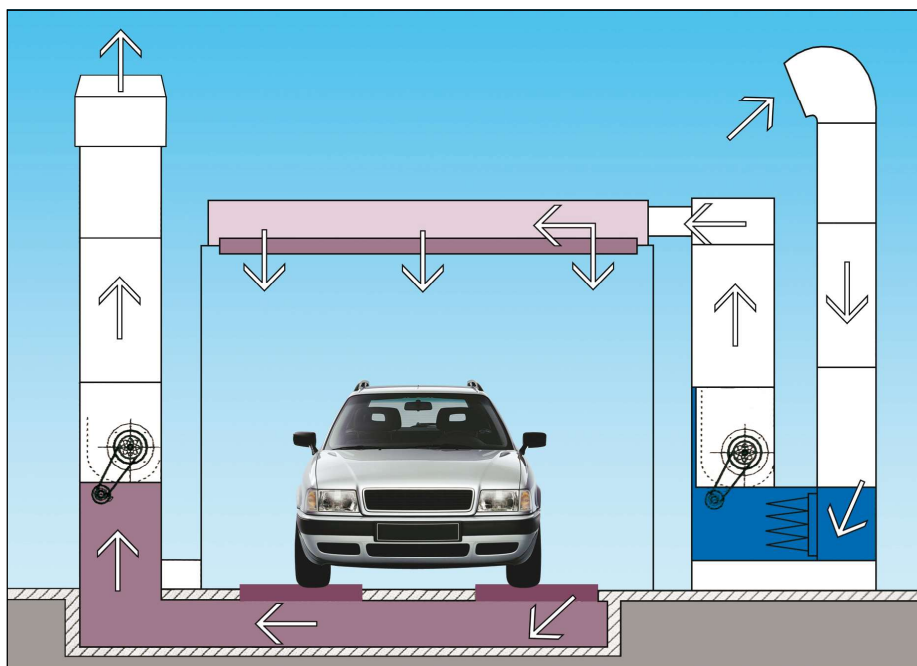
## PAINT SHOP FILTERS

Air purification  
in spray booths

208



# Air purification in spray booths



208



## Pre-filters, UltraCoil, UltraTec, UltraKas, UltraFat series

We offer a full range of pre-filters in the form of flat cartridges, cassette filters and pocket filters. The thermal bonding technology of resin-free pure polyester ensures high dust capacity and optimal filter efficiency. By filtering the air in two or three stages, collecting larger contaminants with pre-filters, we extend the life of the ceiling filter and achieve the best functional, safety and economic effect.




## NF 500PS and NF 600PS series ceiling filters

Made of 100% thermally bonded polyester fiber with progressively increasing density. The filter is saturated with a special adhesive and additionally secured with a polyester mesh on the air outlet side. Such design results in even air flow, and trapped contaminants remain in the filter even during the shock of starting or shutting down the blower. NF 600PS filters have excellent filtration data confirmed by certifications issued in Europe (VTT in Finland) and in the USA (Air Filter Testing Laboratories, Inc.). Like most of our nonwovens, NF 600PS is classified as non-flammable class F1 according to DIN 53438 and CLASS 1 according to UL 900.

We reserve the right to make changes to the technical specifications at any time without prior notice, resulting from the continuous improvement of our products.

## paint shop filters




### Paint Stop 2" floor filter

The floor filter removes residual spray paint, protecting equipment and the environment from contamination. Elementary glass fibers with a progressively increasing density (65 mm) and a laminated air outlet side make the filter very capable of retaining paint particles with minimal air resistance.

### Hydropaint Collector floor filter

Specially designed glass nonwoven for removing overspray from water-soluble paints. Elementary glass fibers with progressively increasing density (75 mm) and a laminated air outlet side, additionally coated with a viscous substance that increases the ability to hold and retain paint particles and water-soluble paints. The filter has a very high capacity to retain paint particles with minimal air resistance.



### Activated carbon filters

We offer a full range of activated carbon filters to remove unpleasant odors generated during the painting process.


209

### Andreae® filters

Andreae® ECO series cardboard slit filters are intended for shower cabins and walls.

Their special geometry provides high rigidity and allows installation without additional reinforcements.

The shape of the walls and symmetrically placed holes cause the air flowing through the filter together with contaminants to swirl (the so-called Venturi effect), which results in deposition of contaminants on the filter walls.



We reserve the right to make changes to the technical specifications at any time without prior notice, resulting from the continuous improvement of our products.